City of Philadelphia

THE MAYOR'S

OPERATING BUDGET

IN BRIEF

FOR

FISCAL YEAR 2027

AS ADOPTED BY THE COUNCIL - JUNE 2026

CHERELLE L. PARKER

MAYOR

City of Philadelphia
Fiscal 2027 Operating Budget
As Adopted by the Council - June 2026

TABLE OF CONTENTS

		Page
Section I - Introduction to the Fiscal Year 2027 Adopted Operating Budget		2
Section II - Explanatory Charts and Tables - General Fund		
General Fund Estimated Revenues - Pie Chart		6
General Fund Revenue Comparison		7
General Fund Revenue Components		8
General Fund Wage, Earnings and Net Profits Comparison		9
General Fund Obligations - Pie Chart		10
General Fund Obligations by Type of Expenditure - Pie Chart		11
General Fund Obligation Comparison		12
Section III - Summary Tables of Revenues and Obligations - All Operating Funds		
General Fund		
Table IA	Summary of Operating Budget	14
Schedule IA-1	Tax Revenues	15
Schedule IA-2	Locally Generated Non - Tax Revenues	16
Schedule IA-3	Revenues From Other Governments	21
Schedule IA-4	Revenues From Other Funds of the City	24
Water Fund		
Table IB	Summary of Operating Budget	25
Schedule IB-2	Locally Generated Non - Tax Revenues	26
Schedule IB-3	Revenues From Other Governments	27
Schedule IB-4	Revenues From Other Funds of the City	28
County Liquid Fuels Tax Fund		
Table IC	Summary of Operating Budget	29
Schedule IC-2	Locally Generated Non - Tax Revenues	30
Schedule IC-3	Revenues From Other Governments	31
Schedule IC-4	Revenues From Other Funds of the City	32
Special Gasoline Tax Fund		
Table ID	Summary of Operating Budget	33
Schedule ID-2	Locally Generated Non - Tax Revenues	34
Schedule ID-3	Revenues From Other Governments	35
Schedule ID-4	Revenues From Other Funds of the City	36
HealthChoices Behavioral Health Revenue Fund		
Table IE	Summary of Operating Budget	37
Schedule IE-2	Locally Generated Non - Tax Revenues	38
Schedule IE-3	Revenues From Other Governments	39
Hotel Room Rental Tax Fund		
Table IF	Summary of Operating Budget	40
Schedule IF-1	Tax Revenues	41
Schedule IF-2	Locally Generated Non - Tax Revenues	42
Grants Revenue Fund		
Table IG	Summary of Operating Budget	43
Schedule IG-2	Locally Generated Non - Tax Revenues	44
Schedule IG-3	Revenues From Other Governments	45

City of Philadelphia
Fiscal 2027 Operating Budget
As Adopted by the Council - June 2026

TABLE OF CONTENTS

		Page
Aviation Fund		
Table lH	Summary of Operating Budget	48
Schedule lH-2	Locally Generated Non - Tax Revenues	49
Schedule lH-3	Revenues From Other Governments	50
Schedule lH-4	Revenues From Other Funds of the City	51
Community Development Fund		
Table lI	Summary of Operating Budget	52
Schedule lI-2	Locally Generated Non - Tax Revenues	53
Schedule lI-3	Revenues From Other Governments	54
Car Rental Tax Fund		
Table lJ	Summary of Operating Budget	55
Schedule lJ-1	Tax Revenues	56
Schedule lJ-2	Locally Generated Non - Tax Revenues	57
Housing Trust Fund		
Table lK	Summary of Operating Budget	58
Schedule lK-2	Locally Generated Non - Tax Revenues	59
Schedule lK-4	Revenues From Other Funds of the City	60
Acute Care Hospital Assessment		
Table lL	Summary of Operating Budget	61
Schedule lL-1	Tax Revenues	62
Philadelphia County Demolition Fund		
Table lM	Summary of Operating Budget	63
Schedule lM-2	Locally Generated Non - Tax Revenues	64
Transportation Fund		
Table lN	Summary of Operating Budget	65
Schedule lN-1	Tax Revenues	66
Schedule lN-2	Locally Generated Non - Tax Revenues	67
Schedule lN-3	Revenues From Other Governments	68
Schedule lN-4	Revenues From Other Funds of the City	69
Budget Stabilization Fund		
Table lO	Summary of Operating Budget	70
Schedule lO-2	Locally Generated Non - Tax Revenues	71
Schedule lO-3	Revenues From Other Funds	72
Water Residual Fund		
Table lP	Summary of Operating Budget	73
Schedule lP-2	Locally Generated Non - Tax Revenues	74
Schedule lP-4	Revenues From Other Funds	75
All Funds		
Table l	Grand Summary of All Funds Operating Budget	76
Section IV - History of Obligation Levels Fiscal Year 2025 - Fiscal Year 2027		78
Section V - Appropriation Ordinance for Fiscal Year 2027		87

City of Philadelphia

FISCAL 2027 OPERATING BUDGET

As Adopted by the Council - June 2026

Section I

INTRODUCTION TO THE FY 2027

ADOPTED OPERATING BUDGET

GENERAL FUND

Budget Office
CITY OF PHILADELPHIA

Introduction to the Adopted "One Philly, One Future" FY27 Budget

Mayor Parker, serving as Philadelphia's 100th Mayor and the first woman to hold the office in 341 years, has set a bold vision for the city's future: to make Philadelphia **the safest, cleanest, and greenest big city in America, with access to economic opportunity for all.** The FY27-31 Five Year Plan builds on the historic investments made in Mayor Parker's first "One Philly" and second "One Philly 2.0" budgets to advance her vision across five topical pillars – public safety, clean and green, economic opportunity, housing, and education – and the core support functions that undergird City government. This Plan not only expands upon the successes of previous "One Philly" Budgets but the Plan also homes in on accelerating key initiatives, including:

- **Increasing economic mobility and opportunity** through strategic investments in workforce development, access to City employment, and financial empowerment for Philadelphians.
- **Investing in the Administration's wellness ecosystem** of recovery, safe haven, and supportive housing, and ensuring continuity of care for individuals contending with substance use disorder and mental health challenges.
- Accelerating the **Housing Opportunities Made Easy "H.O.M.E." Initiative** to create or preserve 30,000 units of new and existing housing.

Fiscal Health

Philadelphia's finances remain stable but face heightened risks. External pressures, including inflation, revenue volatility, sluggish job growth, and federal and economic uncertainties, present a more uncertain fiscal outlook than the City has faced since before it received American Rescue Plan Act (ARPA) funds. Now that all of the City's ARPA funding has been spent as required by the U.S. Treasury's December 2024 deadline, this $1.4 billion federal backstop is no longer available to support City operations. The end of ARPA funding presents a major challenge that jurisdictions across the country are facing.

The City's persistently high poverty rate means that Philadelphia confronts both elevated service demand and a relatively weak tax base with which to support those services. This is exacerbated by Philadelphia's status as both a city and a county, requiring the City to pay for both levels of government services (e.g., health and human services are typically a county responsibility). Most other major U.S. cities can share their costs with a larger jurisdiction, which can include more affluent and less service-intensive suburban areas.

One of the most immediate risks to the City's financial position is the uncertain future of federal funding. In FY25, the City received more than $2 billion in federal grants, supporting a range of critical programs and services. Ongoing policy changes create uncertainty around the timing and continuation of federal funding. Any reduction in federal support could have significant budgetary implications, requiring difficult choices about service levels and investment priorities. The City does not have the financial capacity to compensate for major losses of federal funding.

The City's tax base is also vulnerable to federal actions. Education, medical institutions, and government employment accounted for more than $1 billion in Wage Tax collections in FY25, about 45 percent of all Wage Tax revenue that year. Reductions in federal employment in Philadelphia, along with potential cuts to scientific research funding, could negatively impact jobs and City revenues.

The City's FY27-31 Plan also wrestles with projected substantial increases in its fixed and inflexible costs, in line with national trends, resulting in less discretionary funding available for new investments. In particular, non-pension fringe benefits, including healthcare benefits, are expected to increase by 60.3 percent from FY25 to FY31, while total revenues are only projected to grow 11.5 percent over the same period.

Fund Balance

The Administration continues to closely monitor revenues, expenditures, and external risks, including potential reductions in federal grants and inflationary pressures. The City continues to invest in the Budget Stabilization Reserve, which is projected to grow to $290 million in FY27 and nearly $345 million over the life of the Plan, and has reestablished a reserve to help navigate federal policy changes, with an allocation of $91 million in FY27.

For FY27, the City is estimating a fund balance of $364.6 million, or 5.5 percent of the City's projected revenues. By FY29, the City's fund balance is expected to drop to $59.1 million, pushed downwards by an anticipated $64-million-spike in debt service due to a legacy pension obligation bond (POB) balloon payment. Following this low point, the City's fund balance is projected to increase in both FY30 and FY31, reaching $107.4 million by the end of the Plan as the General Fund has operating surpluses. If all reserves, including the Budget Stabilization Reserve Fund (BSRF) and the Federal Funding Reserve, are included, total reserves are projected to be $745.8 million in FY27, decreasing to $495 million in FY29 as the City navigates its final POB balloon payment, before rising to $543.2 million by the end of the Plan. When these reserves are taken into account, the Plan meets the City's internal reserve target of at least 6-8 percent of revenues in each year of the Plan but remains below the 17% recommended by the Government Finance Officers Association.

Revenues

The City's General Fund revenues primarily originate from local taxes. For the General Fund, the City is estimated to receive a total of $6.58 billion in FY27, with an estimated $4.84 billion, or 73.7 percent of the total, coming from tax receipts in FY27. Total revenues are expected to increase by four percent, or $254 million from the FY26 estimate. This increase is largely driven by growth in the Wage, Real Estate, Realty Transfer, and Business Income and Receipts Taxes.

Locally Generated Non-Tax (LGNT) revenue includes various fees, fines, permits, and other charges assessed by the City, as well as proceeds from asset sales. In FY27, the City projects to collect $435 million in LGNT revenue. The FY27-31 Plan includes revenue assumptions related to certain fee increases implemented to help keep up with the increased cost of providing crucial services.

Revenues from Other Governments—including the Commonwealth of Pennsylvania and the federal government—are expected to total $1.23 billion in FY27, with the majority ($796.9 million) raised through the residential portion of the City's Wage Tax that is remitted by the Pennsylvania Intergovernmental Cooperation Authority (PICA) after its administrative expenses. Revenues from Other Governments are projected to be $42.7 million, or 3.6 percent, higher in FY27 compared to the FY26 estimate due to an increase in collections of the PICA portion of the resident Wage Tax.

The Revenue from Other Funds category consists of payments from other funds of the City to the General Fund, such as from Enterprise Funds (Water and Aviation) for services provided by departments funded through the General Fund or from the Grants Fund, and is projected to total $66.2 million in FY27, a decrease of $14.7 million (18.2 percent) from FY26 estimates, due to additional one-time 911 revenue collected through the Grants Fund in FY26 for radio system upgrades.

The Adopted FY27 Budget and FY27-FY31 Five Year Plan build upon the prior Plan's investment in the City's economic competitiveness through the continuation of unprecedented Wage Tax and Business Income and Receipts Tax (BIRT) reductions. The Plan also includes an additional $1.5 million in annual revenue through the closing of a loophole in the Sales & Use Tax by requiring remittance of the local portion of the tax by remote

sellers, helping to level the playing field for small and local businesses. This change requires action by the state legislature.

Obligations

FY27 General Fund expenditures total $7.13 billion, an increase of $335.8 million (about five percent) compared with the current FY26 estimate. Major factors contributing to this growth include higher costs for non-pension benefits, labor awards and agreements and wage increases for exempt and non-represented employees, the re-establishment of the Federal Funding Reserve at $91 million, and planned deposits to the Labor Reserve, which total more than $605 million from FY26 through FY31. The FY27-31 Five Year Plan builds on the investments made in Mayor Parker's first two budgets that enabled the Parker Administration to move swiftly in launching multiple major initiatives, each of which is having an on-the-ground impact that residents and businesses can see, touch, and feel.

In addition to a $605.2 million investment in the Labor Reserve over the Plan and a $91 million set-aside for the Federal Funding Reserve to address potential federal policy changes, the Adopted FY27 Budget includes **new operating investments** in the Mayor's top priority areas:

- **Economic Opportunity and Education: $51 million** in new operating investments, including $10 million for workforce investments coordinated by the City College for Municipal Employment (CCME); funding to create 1,000 new Career Connected Learning slots for the city's youth, bringing the total number of slots to 9,000; the establishment of an Economic Mobility Cabinet; $2.2 million to establish the Office of Financial Empowerment to provide financial counseling, access to low-cost banking options, and other services; and, an addition of nearly $2 million in annual operating support and dual enrollment program support for the Community College of Philadelphia.
- **Public Safety: $127.2 million** in new operating investments, including $25 million for antiviolence grants and operating investments to support wellness initiatives to address the opioid crisis.
- **Housing: $12.1 million** in new operating investments, including new support for the Land Bank and the establishment of a Proactive Rental Inspection Program, along with the debt service associated with the Mayor's H.O.M.E. Initiative.
- **Clean & Green: $9.2 million** in new operating investments, including continued investments to advance the "Gateways to Philadelphia" Highway Beautification and Anti-Graffiti Initiative and other key Clean and Green initiatives, including the Citywide Cleaning Program and Illegal Dumping Task Force.
- **Core Support: $8.7 million** in new operating investments, including for technology investments.
- **Public Transit:** The City's FY27 operating investment in the Southeastern Pennsylvania Transportation Authority (SEPTA) totals $181 million as part of a larger $895 million commitment between the FY27-31 Five Year Plan and FY27-32 Capital Program.

City of Philadelphia

FISCAL 2027 OPERATING BUDGET

As Adopted by the Council - June 2026

Section II

EXPLANATORY CHARTS AND TABLES

GENERAL FUND

City of Philadelphia
Fiscal Year 2027 Estimated Revenues
General Fund
Total Amount of Funds: $6.578 Billion

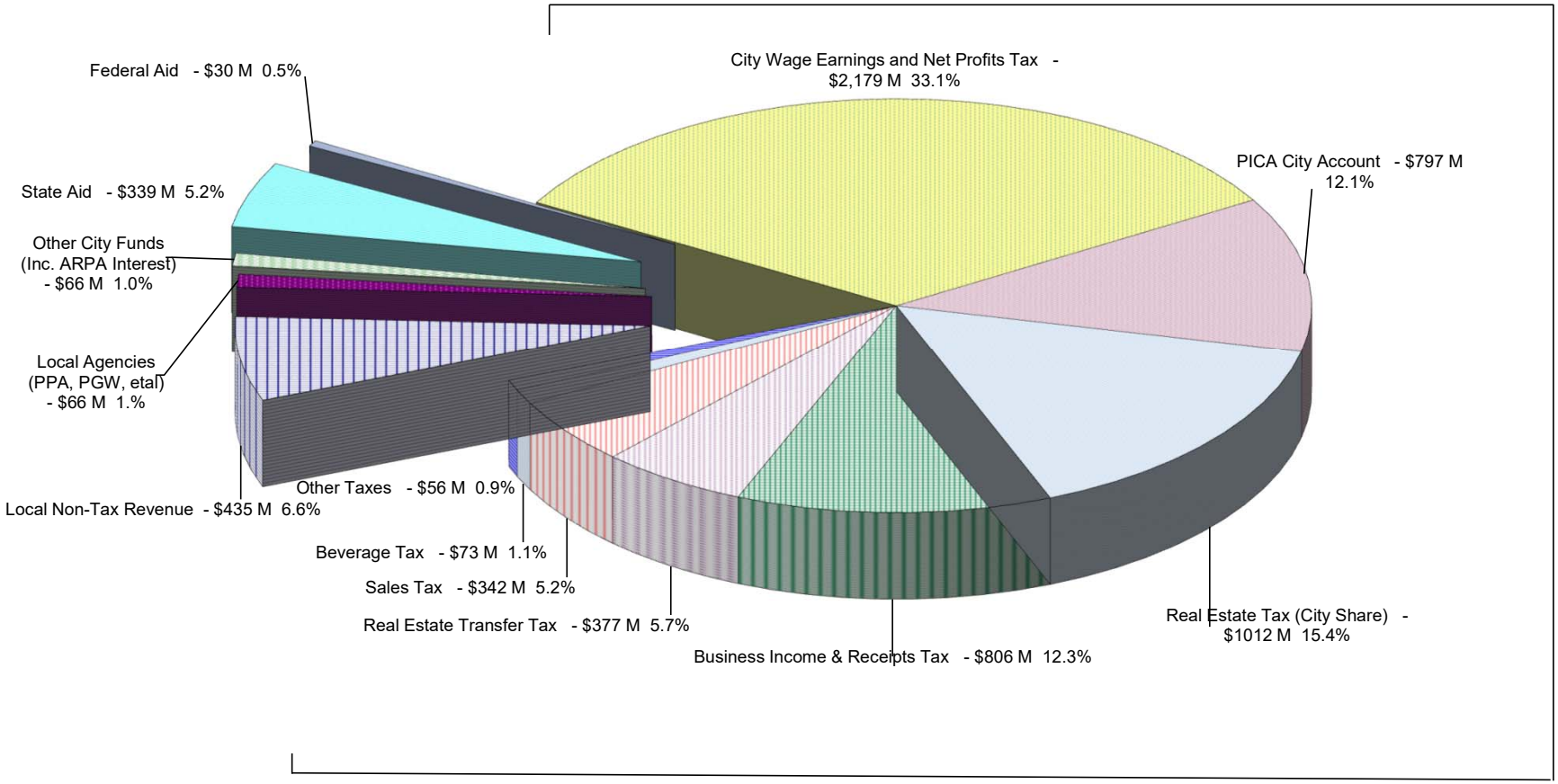

Total Taxes (including PICA tax)

$5.642 B (85.8% of total revenues)

City of Philadelphia
General Fund
Revenue Comparison
Fiscal Years 2025, 2026 & 2027

(Amounts in Thousands of Dollars)

	FY 2025 Actual	FY 2026 Estimate	FY25 to FY26 % Change	FY 2027 Adopted	FY26 to FY27 % Change
Taxes - Current & Prior Years					
Wage, Earnings & Net Profits Tax	1,994,477	2,086,911	4.63%	2,178,871	4.41%
Real Estate Tax	903,158	922,069	2.09%	1,011,858	9.74%
Business Income & Receipts Tax	751,979	779,316	3.64%	806,429	3.48%
Real Estate Transfer Tax	331,506	356,444	7.52%	377,260	5.84%
Sales Tax	311,267	323,170	3.82%	342,044	5.84%
Philadelphia Beverage Tax	68,160	70,955	4.10%	72,516	2.20%
Other Taxes	52,028	54,106	3.99%	55,324	2.25%
Total Taxes	**4,412,575**	**4,592,971**	**4.09%**	**4,844,302**	**5.47%**
Local Non-Tax Revenue					
Other	466,483	460,334	-1.32%	434,983	-5.51%
Total Local Non-Tax Revenue	**466,483**	**460,334**	**-1.32%**	**434,983**	**-5.51%**
Other Governments & Public Agencies					
State	297,354	324,983	9.29%	338,610	4.19%
Federal	33,054	31,079	-5.98%	30,379	-2.25%
Phila. Gas Works	18,000	18,000	0.00%	18,000	0.00%
Other Agencies and Authorized Adjustments	40,929	52,719	28.81%	48,237	-8.50%
Total Other Governments	**389,337**	**426,781**	**9.62%**	**435,226**	**1.98%**
PICA City Account (PICA Wage, Earnings & Net Profits Tax Less PICA Operating Costs)	**761,140**	**762,688**	**0.20%**	**796,920**	**4.49%**
Payments from Other City Funds[1]	**487,953**	**80,902**	**-83.42%**	**66,201**	**-18.17%**
Total General Fund Revenue	**6,517,488**	**6,323,676**	**-2.97%**	**6,577,632**	**4.02%**

Analysis of Total Wage, Earnings and Net Profits Tax Revenues (City and PICA Tax)					
PICA Wage, Earnings & Net Profits Tax	761,140	762,688		796,920	
City Wage, Earnings & Net Profits Tax	1,994,477	2,086,911		2,178,871	
Combined City/PICA Wage, Earnings & Net Profits Tax Revenues	**2,755,617**	**2,849,599**	**3.41%**	**2,975,791**	**4.43%**

(1) American Rescue Plan relief funds were included through FY25 in Payments from Other City Funds, and were spent by the end of CY24 as required.

City of Philadelphia
Components of General Fund Revenue

(Amounts in Thousands of Dollars)

Revenue Source	FY 2025 Actual	Percent of Total	FY 2026 Estimate	Percent of Total	FY 2027 Adopted	Percent of Total
TAX REVENUE - Current & Prior Years						
Wage Earnings & Net Profits Tax	1,994,477	30.6%	2,086,911	33.0%	2,178,871	33.1%
Real Estate Tax	903,158	13.9%	922,069	14.6%	1,011,858	15.4%
Business Income & Receipts Tax	751,979	11.5%	779,316	12.3%	806,429	12.3%
Real Estate Transfer Tax	331,506	5.1%	356,444	5.6%	377,260	5.7%
Sales Tax	311,267	4.8%	323,170	5.1%	342,044	5.2%
Philadelphia Beverage Tax	68,160	1.0%	70,955	1.1%	72,516	1.1%
Other Taxes	52,028	0.8%	54,106	0.9%	55,324	0.8%
Total Tax Revenue	**4,412,575**	**67.7%**	**4,592,971**	**72.6%**	**4,844,302**	**73.6%**
LOCAL NON-TAX REVENUE	**466,483**	**7.2%**	**460,334**	**7.3%**	**434,983**	**6.6%**
OTHER GOVERNMENTS & PUBLIC AGENCIES						
State	297,354	4.6%	324,983	5.1%	338,610	5.1%
Federal	33,054	0.5%	31,079	0.5%	30,379	0.5%
Phila. Gas Works (PGW)	18,000	0.3%	18,000	0.3%	18,000	0.3%
Other Agencies & Adjustments	40,929	0.6%	52,719	0.8%	48,237	0.7%
Total Revenue from Other Govts.	**389,337**	**6.0%**	**426,781**	**6.7%**	**435,226**	**6.6%**
REVENUE FROM OTHER CITY FUNDS						
Water Fund	11,893	0.2%	10,164	0.2%	10,689	0.2%
Aviation Fund	4,308	0.1%	4,300	0.1%	4,400	0.1%
Other Funds[1]	471,752	7.2%	66,438	1.1%	51,112	0.8%
Total Revenue from Other City Funds	**487,953**	**7.5%**	**80,902**	**1.3%**	**66,201**	**1.0%**
PICA CITY ACCOUNT	**761,140**	**11.7%**	**762,688**	**12.1%**	**796,920**	**12.1%**
TOTAL GENERAL FUND	**6,517,488**	**100.0%**	**6,323,676**	**100.0%**	**6,577,632**	**100.0%**

(1) American Rescue Plan relief funds were included through FY25 in Payments from Other City Funds, and were spent by the end of CY24 as required.

City of Philadelphia
General Fund Fiscal Years 2025, 2026 & 2027
Wage, Earnings and Net Profits Tax Projection - City and PICA

(Amounts in Thousands of Dollars)

	FY 2025	FY 2026	FY 2027
City Wage Tax	1,937,088	2,047,837	2,139,630
PICA Wage Tax	713,257	731,305	765,439
Total Wage Tax	2,650,345	2,779,142	2,905,069
City Net Profits Tax	57,389	39,074	39,241
PICA Net Profits Tax	42,519	31,383	31,481
Total Net Profits Tax	99,908	70,457	70,722
Total City & PICA Wage & Net Profits	2,750,253	2,849,599	2,975,791
PICA Wage Tax	713,257	731,305	765,439
PICA Net Profits Tax	42,519	31,383	31,481
Total PICA Tax	755,776	762,688	796,920
Interest Earnings & Other Offsets	5,364	0	0
Equals: PICA City Account	**761,140**	**762,688**	**796,920**

City of Philadelphia
Fiscal Year 2027 Obligations
General Fund
Total Amount of Funds: $7.134 Billion

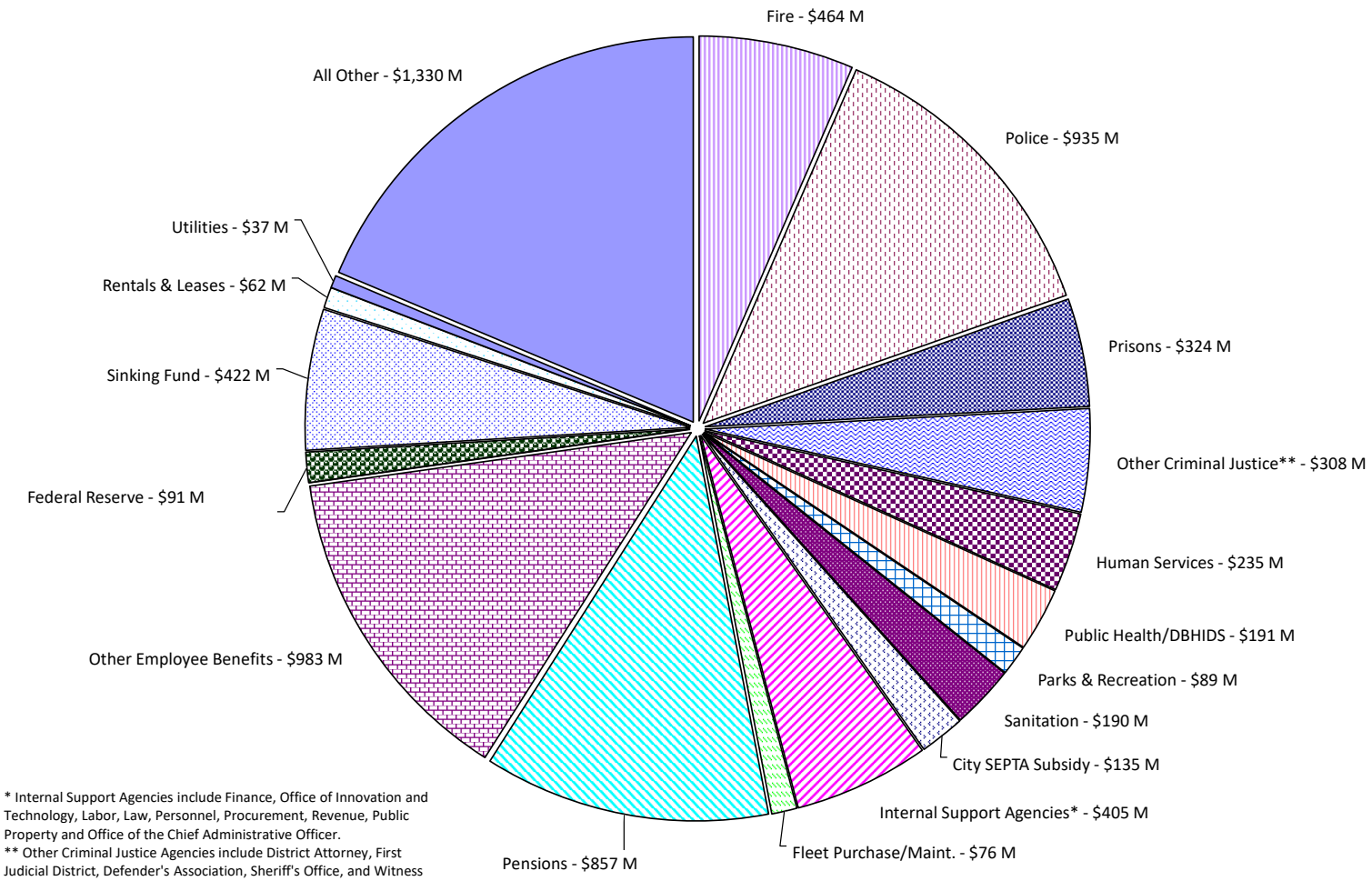

* Internal Support Agencies include Finance, Office of Innovation and Technology, Labor, Law, Personnel, Procurement, Revenue, Public Property and Office of the Chief Administrative Officer.
** Other Criminal Justice Agencies include District Attorney, First Judicial District, Defender's Association, Sheriff's Office, and Witness Fees.

City of Philadelphia
Fiscal Year 2027 Obligations
By Type of Expenditure
General Fund
Total Amount of Funds: $7.134 Billion

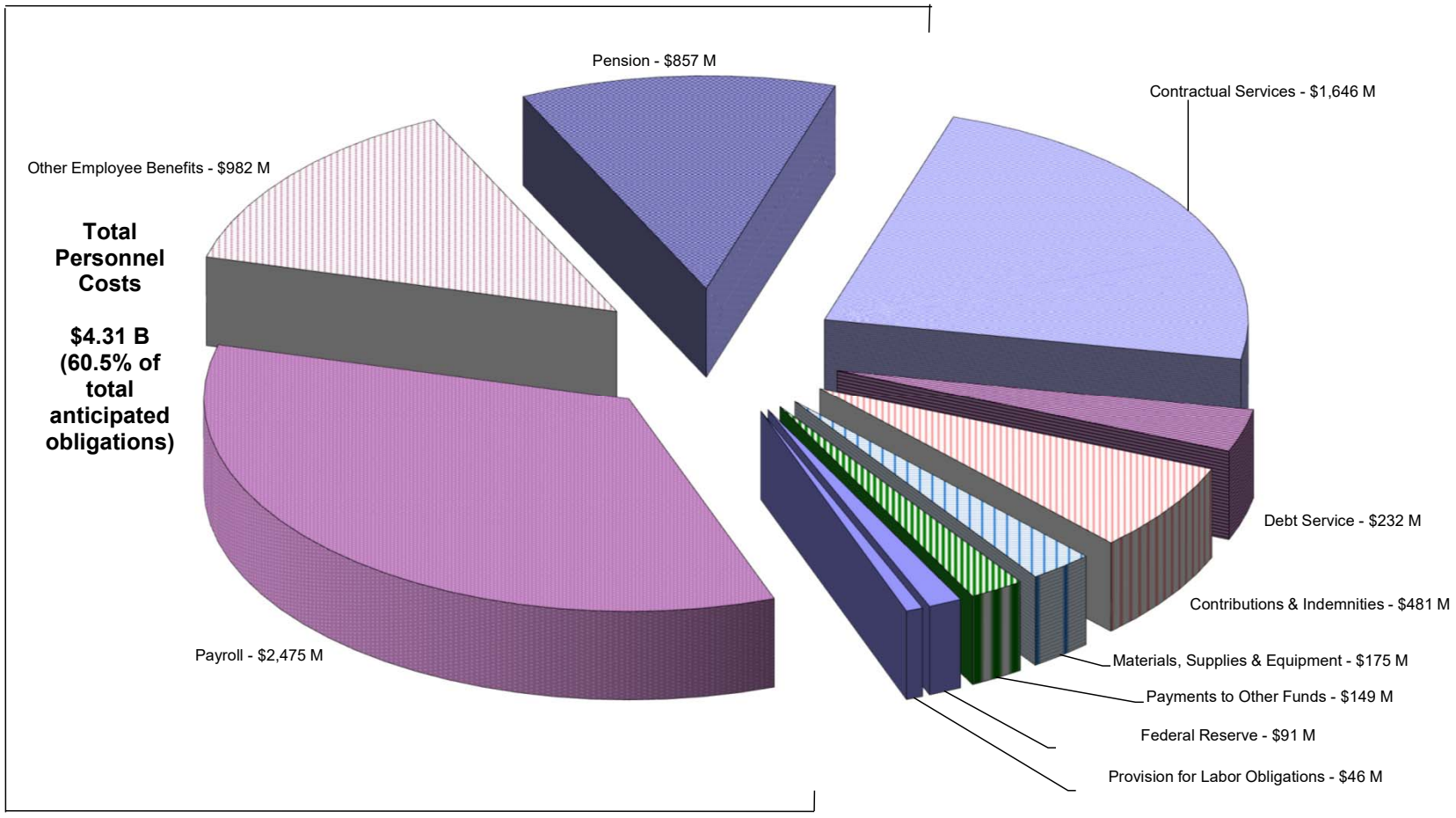

City of Philadelphia
General Fund
Obligation Comparison
Fiscal Years 2025, 2026 & 2027

(Amounts in Thousands of Dollars)

Obligations	FY 2025 Actual	FY 2026 Estimate	FY25 to FY26 % Change	FY 2027 Adopted	FY26 to FY27 % Change
Personal Services (payroll)	2,223,350	2,405,989	8.21%	2,474,494	2.85%
Employee Benefits					
- Health/Welfare, FICA, Workers' Comp., etc.	746,155	886,858	18.86%	982,674	10.80%
- Pension Obligations	662,041	613,391	-7.35%	624,737	1.85%
- Pension Obligation Bonds	121,856	121,032	-0.68%	120,780	-0.21%
- Pensions (Sales Tax)	95,634	101,585	6.22%	111,022	9.29%
Total Employee Benefits	1,625,686	1,722,866	5.98%	1,839,213	6.75%
Purchase of Services (contracts, leases)	1,451,834	1,578,721	8.74%	1,645,979	4.26%
Materials, Supplies & Equipment	165,463	171,151	3.44%	175,358	2.46%
Contributions, Indemnities, etc.	474,999	494,333	4.07%	480,844	-2.73%
Debt Service	195,090	199,495	2.26%	232,195	16.39%
Payments to Other Funds	181,457	210,095	15.78%	149,420	-28.88%
Advances / Reserves	0	15,508	n/a	136,462	779.95%
Total Obligations	**6,317,879**	**6,798,158**	**7.60%**	**7,133,965**	**4.94%**
Total Revenue	**6,517,488**	**6,323,676**	**-2.97%**	**6,577,632**	**4.02%**
Operating Surplus/(Deficit)	199,609	(474,482)		(556,333)	
Adjustments to Prior Years	36,586	179,802		36,500	
Adjusted Operating Surplus/(Deficit)	236,195	(294,680)		(519,833)	
Prior Year Cum. Surplus/(Deficit)	942,900	1,179,095		884,415	
Fund Balance	**1,179,095**	**884,415**		**364,582**	

City of Philadelphia

FISCAL 2027 OPERATING BUDGET

As Adopted by the Council - June 2026

Section III

SUMMARY TABLES
OF REVENUES AND OBLIGATIONS
ALL OPERATING FUNDS

CITY OF PHILADELPHIA

FISCAL 2027 OPERATING BUDGET

SUMMARY OF OPERATING BUDGET
FISCAL YEARS 2025, 2026, AND 2027

(Amounts in Thousands)

FUND: General | NO.: 010 | TABLE: IA

LINE NO. (1)	ITEM (2)	SUPP. SCHED. NO. (3)	FY 2025 ACTUAL (4)	FISCAL 2026 ORIGINAL BUDGET (5)	FISCAL 2026 CURRENT ESTIMATE (6)	FY 2027 BUDGET (7)	OVER / (UNDER) FY 2026 AMOUNT (8)	OVER / (UNDER) FY 2026 % (9)
	OPERATIONS OF FISCAL YEAR							
	REVENUES							
1	Taxes	IA-1	4,412,575	4,555,182	4,592,971	4,844,302	251,331	5.5%
2	Locally Generated Non-Tax	IA-2	466,483	410,440	460,334	434,983	(25,351)	-5.5%
3	Revenue from Other Governments	IA-3	1,150,477	1,225,774	1,189,469	1,232,146	42,677	3.6%
4	Revenue from Other Funds of the City	IA-4	487,953	172,105	80,902	66,201	(14,701)	-18.2%
5	Total - Revenue		6,517,488	6,363,501	6,323,676	6,577,632	253,956	4.0%
6	Other Sources		-	-	-	-	-	n/a
7	Total Revenue and Other Sources		6,517,488	6,363,501	6,323,676	6,577,632	253,956	4.0%
	OBLIGATIONS / APPROPRIATIONS							
8	Personal Services		2,223,350	2,346,195	2,405,989	2,474,494	68,505	2.8%
9	Personal Services - Pension Obligations		662,041	613,391	613,391	624,737	11,346	1.8%
10	Personal Services - Pension Obligation Bonds		121,856	121,032	121,032	120,780	(252)	-0.2%
11	Personal Services - Pensions (Sales Tax)		95,634	102,010	101,585	111,022	9,437	9.3%
12	Personal Services - Other Employee Benefits		746,155	909,155	886,858	982,674	95,816	10.8%
13	Subtotal - Employee Compensation		3,849,036	4,091,783	4,128,855	4,313,707	184,852	4.5%
14	Purchase of Services		1,451,834	1,608,223	1,578,721	1,645,979	67,258	4.3%
15	Materials, Supplies and Equipment		165,463	177,403	171,151	175,358	4,207	2.5%
16	Contributions, Indemnities and Taxes		474,999	476,983	494,333	480,844	(13,489)	-2.7%
17	Debt Service		195,090	231,495	199,495	232,195	32,700	16.4%
18	Payments to Other Funds		181,457	155,095	210,095	149,420	(60,675)	-28.9%
19	Advances & Misc. Pmts. Incl. Labor Reserve		-	101,577	15,508	45,462	29,954	193.2%
20	Advances & Misc. Pmts. - Federal Reserve		-	-	-	91,000	91,000	100.0%
21	Total Obligations / Appropriation		6,317,879	6,842,559	6,798,158	7,133,965	335,807	4.9%
22	Operating Surplus (Deficit) for Fiscal Year		199,609	(479,058)	(474,482)	(556,333)	(81,851)	-17.3%
	OPERATIONS IN RESPECT TO PRIOR FISCAL YEARS							
	Fund Balance Available for Appropriation							
23	June 30 of Prior Fiscal Year		942,900	914,527	1,179,095	884,415	(294,680)	-25.0%
	Adjustments to Prior Fiscal Years Operations:							
24	Commitments Cancelled - Net		36,586	40,000	184,302	41,000	(143,302)	-77.8%
25	Revenue Adjustments - Net		-	-	-	-	-	n/a
26	Prior Period Adjustments - Net		-	-	-	-	-	n/a
27	Other Adjustments - Net		-	(4,500)	(4,500)	(4,500)	-	0.0%
28	Subtotal Net Adjustments		36,586	35,500	179,802	36,500	(143,302)	-79.7%
	Adjusted Fund Balance June 30 or Prior							
29	Fiscal Year		979,486	950,027	1,358,897	920,915	(437,982)	-32.2%
	Fund Balance Available for Appropriation							
30	June 30		1,179,095	470,969	884,415	364,582	(519,833)	-58.8%

CITY OF PHILADELPHIA

FISCAL 2027 OPERATING BUDGET

SUPPORTING SCHEDULES FOR REVENUES
FISCAL YEARS 2025, 2026, AND 2027

(Amounts in Thousands)

FUND: General — NO.: 010

REVENUE: Taxes — SCHEDULE NO.: IA-1

LINE NO.	AGENCY / REVENUE SOURCE	FY 2025 ACTUAL	FISCAL 2026 ORIGINAL BUDGET	FISCAL 2026 CURRENT ESTIMATE	FY 2027 BUDGET	OVER / (UNDER) FY 2026 AMOUNT	OVER / (UNDER) FY 2026 %
(1)	(2)	(3)	(4)	(5)	(6)	(7)	(8)
	A. Real Property						
1	1. Current	859,280	897,229	877,109	972,477	95,368	10.9%
2	2. Prior	43,878	43,199	44,960	39,381	(5,579)	-12.4%
3	Subtotal	903,158	940,428	922,069	1,011,858	89,789	9.7%
	B. Wage and Earnings						
4	1. Current	1,930,891	2,034,288	2,042,437	2,134,230	91,793	4.5%
5	2. Prior	6,197	5,400	5,400	5,400	-	0.0%
6	Subtotal	1,937,088	2,039,688	2,047,837	2,139,630	91,793	4.5%
	C. Business Taxes						
	1. Business Income & Receipts						
7	a. Current & Prior	751,979	725,920	779,316	806,429	27,113	3.5%
	2. Net Profits						
8	a. Current	49,396	27,621	34,374	34,541	167	0.5%
9	b. Prior	7,993	4,700	4,700	4,700	-	0.0%
10	Subtotal	57,389	32,321	39,074	39,241	167	0.4%
11	Total, Business Taxes	809,368	758,241	818,390	845,670	27,280	3.3%
	D. Other Taxes						
12	1. Sales	215,633	222,010	221,585	231,022	9,437	4.3%
13	2. Sales (Pension)	95,634	102,010	101,585	111,022	9,437	9.3%
14	Subtotal Sales Tax	311,267	324,020	323,170	342,044	18,874	5.8%
15	3. Amusement	43,413	47,448	46,183	47,259	1,076	2.3%
16	4. Real Property Transfer	331,506	372,657	356,444	377,260	20,816	5.8%
17	5. Smokeless Tobacco	569	514	572	575	3	0.5%
18	6. Philadelphia Beverage	68,160	64,434	70,955	72,516	1,561	2.2%
19	7. Development Impact	3,872	3,500	3,500	3,500	-	0.0%
20	8. Other	4,174	4,252	3,851	3,990	139	3.6%
21	Subtotal	762,961	816,825	804,675	847,144	42,469	5.3%
22	Total Taxes	4,412,575	4,555,182	4,592,971	4,844,302	251,331	5.5%

CITY OF PHILADELPHIA

FISCAL 2027 OPERATING BUDGET

SUPPORTING SCHEDULES FOR REVENUES
FISCAL YEARS 2025, 2026, AND 2027

(Amounts in Thousands)

FUND: General — NO.: 010

REVENUE: Locally Generated Non-Tax — SCHEDULE NO.: IA-2

LINE NO.	AGENCY / REVENUE SOURCE	FY 2025 ACTUAL	FISCAL 2026 ORIGINAL BUDGET	FISCAL 2026 CURRENT ESTIMATE	FY 2027 BUDGET	OVER / (UNDER) FY 2026 AMOUNT	OVER / (UNDER) FY 2026 %
(1)	(2)	(3)	(4)	(5)	(6)	(7)	(8)
	Office of Innovation & Technology						
1	Cable Television Franchise Fees	14,242	12,818	12,818	11,536	(1,282)	-10.0%
2	Other	-	5	5	5	-	0.0%
3	Subtotal	14,242	12,823	12,823	11,541	(1,282)	-10.0%
	Mayor						
4	Other	4	15	15	15	-	0.0%
	Managing Director						
5	Licenses - Animal Control	47	100	100	100	-	0.0%
6	Other	2,607	1,467	1,467	1,476	9	0.6%
7	Subtotal	2,654	1,567	1,567	1,576	9	0.6%
	Police						
8	Prior Year Reimb. - Special Services	-	11,000	11,000	11,000	-	0.0%
9	State License - Carry Firearms	467	500	500	500	-	0.0%
10	Other	11,872	1,125	1,125	1,125	-	0.0%
11	Subtotal	12,339	12,625	12,625	12,625	-	0.0%
	Sanitation						
12	Collection Fees - Housing Authority	946	1,300	1,300	1,300	-	0.0%
13	Disposal of Salvage (Recycling)	-	10	10	10	-	0.0%
14	Commercial Property Collection Fee	22,891	22,625	22,625	24,925	2,300	10.2%
15	Other	1,168	800	800	800	-	0.0%
16	Subtotal	25,005	24,735	24,735	27,035	2,300	9.3%
	Fire						
17	Emergency Medical Services	79,984	86,500	95,100	95,100	-	0.0%
18	Other	524	550	650	650	-	0.0%
19	Subtotal	80,508	87,050	95,750	95,750	-	0.0%
	Public Health						
20	Payments for Patient Care - Health Ctrs./PNH	16,447	17,900	14,450	15,450	1,000	6.9%
21	Pharmacy Fees	8,843	8,650	6,650	7,650	1,000	15.0%
22	Environmental User Fees	3,562	3,405	3,405	3,692	287	8.4%
23	Other	1,494	1,800	1,800	1,800	-	0.0%
24	Subtotal	30,346	31,755	26,305	28,592	2,287	8.7%
	Parks & Recreation						n/a
25	Other Leases	-	1	1	1	-	0.0%
26	Rent from Land, Buildings & Real Estate	21	60	60	60	-	0.0%
27	Permits	1,283	1,300	1,300	1,300	-	0.0%
28	Other	951	575	575	575	-	0.0%
29	Subtotal	2,255	1,936	1,936	1,936	-	0.0%

CITY OF PHILADELPHIA

FISCAL 2027 OPERATING BUDGET

SUPPORTING SCHEDULES FOR REVENUES
FISCAL YEARS 2025, 2026, AND 2027

(Amounts in Thousands)

FUND: General — NO.: 010

REVENUE: Locally Generated Non-Tax — SCHEDULE NO.: IA-2

LINE NO.	AGENCY / REVENUE SOURCE	FY 2025 ACTUAL	FISCAL 2026 ORIGINAL BUDGET	FISCAL 2026 CURRENT ESTIMATE	FY 2027 BUDGET	OVER / (UNDER) FY 2026 AMOUNT	OVER / (UNDER) FY 2026 %
(1)	(2)	(3)	(4)	(5)	(6)	(7)	(8)
	Public Property						
30	Rent from Real Estate	465	450	450	450	-	0.0%
31	Commissions - Transit Shelters & Other Leases	3,322	3,100	3,400	3,400	-	0.0%
32	Sale of Capital Assets	11	50	1,080	23,725	22,645	2096.8%
33	Prior Year Refunds / Reimbursements	2,830	1,900	9,900	650	(9,250)	-93.4%
34	Other	2	50	50	50	-	0.0%
35	Subtotal	6,630	5,550	14,880	28,275	13,395	90.0%
	Human Services						
36	Payments for Children's Care	368	500	500	500	-	0.0%
37	Other	164	200	200	200	-	0.0%
38	Subtotal	532	700	700	700	-	0.0%
	Prisons						
39	Other	2	-	-	-	-	n/a
	Office of Homeless Services						
40	Other	-	5	5	5	-	0.0%
	Fleet Services						
41	Sale of Vehicles	1,746	1,650	1,650	1,650	-	0.0%
42	Fuel and Warranty Reimbursements	3,123	3,250	2,750	2,750	-	0.0%
43	Other	219	300	300	300	-	0.0%
44	Subtotal	5,088	5,200	4,700	4,700	-	0.0%
	Licenses and Inspections						
45	Amusement	(20)	40	40	40	-	0.0%
46	Health and Sanitation	24,061	23,600	23,600	24,310	710	3.0%
47	Police and Fire Protection	734	625	625	625	-	0.0%
48	Street Use	151	-	-	-	-	n/a
49	Professional & Occupational	1,581	1,500	1,500	1,500	-	0.0%
50	Building Structure & Equipment	37,311	42,460	42,460	43,730	1,270	3.0%
51	Business	35	40	40	40	-	0.0%
52	Other Licenses & Permits	55	55	55	55	-	0.0%
53	Code Violation Fines	4,576	3,780	4,780	4,890	110	2.3%
54	Other	11,283	11,725	11,725	11,838	113	1.0%
55	Subtotal	79,767	83,825	84,825	87,028	2,203	2.6%

CITY OF PHILADELPHIA

FISCAL 2027 OPERATING BUDGET

SUPPORTING SCHEDULES FOR REVENUES
FISCAL YEARS 2025, 2026, AND 2027

(Amounts in Thousands)

FUND: General — NO.: 010

REVENUE: Locally Generated Non-Tax — SCHEDULE NO.: IA-2

LINE NO.	AGENCY / REVENUE SOURCE	FY 2025 ACTUAL	FISCAL 2026 ORIGINAL BUDGET	FISCAL 2026 CURRENT ESTIMATE	FY 2027 BUDGET	OVER / (UNDER) FY 2026 AMOUNT	OVER / (UNDER) FY 2026 %
(1)	(2)	(3)	(4)	(5)	(6)	(7)	(8)
	Records						
56	Recording of Legal Instrument Fees	10,841	12,595	11,595	12,595	1,000	8.6%
57	Preparation of Records	395	300	300	300	-	0.0%
58	Commission on Tax Stamps	894	500	500	500	-	0.0%
59	Accident Investigation Reports	921	850	850	850	-	0.0%
60	Document Technology Fee	1,928	2,000	2,000	2,000	-	0.0%
61	Other	657	750	750	750	-	0.0%
62	Subtotal	15,636	16,995	15,995	16,995	1,000	6.3%
	Director of Finance						
63	Prior Year Refunds	21,762	200	14,898	200	(14,698)	-98.7%
64	Reimbursement - Prior Year Expenditures	8,681	4,900	5,900	5,900	-	0.0%
65	Reimbursement - Prescription Progam	13,978	13,440	17,540	18,070	530	3.0%
66	Health Benefit Charges	1,644	1,660	1,660	1,660	-	0.0%
67	Other	403	10	10	10	-	0.0%
68	Subtotal	46,468	20,210	40,008	25,840	(14,168)	-35.4%
	Revenue						
69	Miscellaneous Fines	342	350	350	350	-	0.0%
70	Prior Year Refunds / Reimbursements	153	10	10	10	-	0.0%
71	Non-Profit Organization Voluntary Contrib.	4,620	4,280	4,817	4,861	44	0.9%
72	Other	143	200	200	200	-	0.0%
73	Subtotal	5,258	4,840	5,377	5,421	44	0.8%
	Procurement						
74	Bid Application Fees	289	300	300	300	-	0.0%
75	Other	22	15	200	15	(185)	-92.5%
76	Subtotal	311	315	500	315	(185)	-37.0%
	City Treasurer						
77	Interest Earnings	97,709	47,949	73,300	41,650	(31,650)	-43.2%
78	Other	738	25	900	25	(875)	-97.2%
79	Subtotal	98,447	47,974	74,200	41,675	(32,525)	-43.8%
	Law						
80	Legal Fees and Charges	148	250	250	250	-	0.0%
81	Court Awarded Damages	1,393	1,500	1,400	1,400	-	0.0%
82	Other	52	50	50	50	-	0.0%
83	Subtotal	1,593	1,800	1,700	1,700	-	0.0%
	Board of Ethics						
84	Other	88	90	90	160	70	77.8%

CITY OF PHILADELPHIA

FISCAL 2027 OPERATING BUDGET

SUPPORTING SCHEDULES FOR REVENUES
FISCAL YEARS 2025, 2026, AND 2027

(Amounts in Thousands)

FUND: General — NO.: 010

REVENUE: Locally Generated Non-Tax — SCHEDULE NO.: IA-2

LINE NO.	AGENCY / REVENUE SOURCE	FY 2025 ACTUAL	FISCAL 2026 ORIGINAL BUDGET	FISCAL 2026 CURRENT ESTIMATE	FY 2027 BUDGET	OVER / (UNDER) FY 2026 AMOUNT	OVER / (UNDER) FY 2026 %
(1)	(2)	(3)	(4)	(5)	(6)	(7)	(8)
	Inspector General						
85	Other	203	20	50	20	(30)	-60.0%
	Free Library						
86	Other	437	475	575	475	(100)	-17.4%
	Personnel						
87	Other	1	1	1	1	-	0.0%
	Office of Property Assessment						
88	Other	5	2	5	2	(3)	-60.0%
	Office of the Chief Administrative Officer						
89	Solid Waste Code Violation Fees (SWEEP)	1,643	4,375	4,375	4,375	-	0.0%
90	Burglar Alarm License Fees	1,112	1,500	1,500	1,500	-	0.0%
91	False Burglar Alarm Fines	363	1,410	1,410	1,410	-	0.0%
92	Other	314	70	100	100	-	0.0%
93	Subtotal	3,432	7,355	7,385	7,385	-	0.0%
	Register of Wills						
94	Court Costs, Fees and Charges	1,346	1,000	1,300	1,300	-	0.0%
95	Recording Fees	3,239	3,000	3,200	3,200	-	0.0%
96	Other	1,118	1,085	1,085	1,085	-	0.0%
97	Subtotal	5,703	5,085	5,585	5,585	-	0.0%
	District Attorney						
98	Other	17	-	15	15	-	0.0%
	Sheriff						
99	Sheriff Fees	595	6,000	-	600	600	100.0%
100	Commission Fees	2,006	6,546	1,236	2,000	764	61.8%
101	Other	-	50	-	50	50	100.0%
102	Subtotal	2,601	12,596	1,236	2,650	1,414	114.4%
	Planning and Development						
103	Zoning Permits	301	280	280	780	500	178.6%
104	Accelerated Review Fees	364	340	340	410	70	20.6%
105	Other	8	1	1	1	-	0.0%
106	Subtotal	673	621	621	1,191	570	91.8%
	City Commissioners						
107	Other	1	10	5	10	5	100.0%

CITY OF PHILADELPHIA

FISCAL 2027 OPERATING BUDGET

SUPPORTING SCHEDULES FOR REVENUES
FISCAL YEARS 2025, 2026, AND 2027

(Amounts in Thousands)

FUND: General — NO.: 010

REVENUE: Locally Generated Non-Tax — SCHEDULE NO.: IA-2

LINE NO.	AGENCY / REVENUE SOURCE	FY 2025 ACTUAL	FISCAL 2026 ORIGINAL BUDGET	FISCAL 2026 CURRENT ESTIMATE	FY 2027 BUDGET	OVER / (UNDER) FY 2026 AMOUNT	OVER / (UNDER) FY 2026 %
(1)	(2)	(3)	(4)	(5)	(6)	(7)	(8)
	First Judicial District - Traffic Court						
108	Traffic Court Fines	2,173	2,500	2,500	2,500	-	0.0%
	First Judicial District - Clerk of Courts						
109	Other Fines	92	115	115	115	-	0.0%
110	Bail Forfeited	239	-	165	-	(165)	-100.0%
111	Court Costs, Fees and Charges	838	1,100	1,100	1,100	-	0.0%
112	Cash Bail Fees	179	-	190	-	(190)	-100.0%
113	Subtotal	1,348	1,215	1,570	1,215	(355)	-22.6%
	First Judicial District						
114	Court Costs, Fees and Charges	20,051	17,500	20,000	20,000	-	0.0%
115	Other Fines	391	700	700	700	-	0.0%
116	Other	1,026	2,350	1,350	1,350	-	0.0%
117	Subtotal	21,468	20,550	22,050	22,050	-	0.0%
118	Other Adjustments	1,248	-	-	-	-	n/a
119	Total Locally Generated Non-Tax Revenues	466,483	410,440	460,334	434,983	(25,351)	-5.5%

CITY OF PHILADELPHIA

FISCAL 2027 OPERATING BUDGET

SUPPORTING SCHEDULES FOR REVENUES
FISCAL YEARS 2025, 2026, AND 2027

(Amounts in Thousands)

FUND: General — NO.: 010

REVENUE: Revenue from Other Governments — SCHEDULE NO.: IA-3

LINE NO.	AGENCY / REVENUE SOURCE	FY 2025 ACTUAL	FISCAL 2026 ORIGINAL BUDGET	FISCAL 2026 CURRENT ESTIMATE	FY 2027 BUDGET	OVER / (UNDER) FY 2026 AMOUNT	OVER / (UNDER) FY 2026 %
(1)	(2)	(3)	(4)	(5)	(6)	(7)	(8)
	Managing Director						
	Federal:						
1	Emergency Management	340	115	785	115	(670)	-85.4%
2	FEMA Reimbursement	-	26,000	-	-	-	n/a
	State:						
3	2026 Special Events	-	-	-	10,000	10,000	100.0%
4	Subtotal	340	26,115	785	10,115	9,330	1188.5%
	Police						
	State:						
5	Reimbursement - Police Academy Training	3,063	2,275	266	275	9	3.4%
	Streets						
	Federal:						
6	Highways	547	-	-	-	-	n/a
	State:						
7	PennDOT Bridge Design	281	-	-	-	-	n/a
8	Subtotal	828	-	-	-	-	n/a
	Public Health						
	Federal:						
9	Medicare - Outpatient / Health Centers	1,846	2,791	1,791	1,791	-	0.0%
10	Medicare - PNH	62	-	30	-	(30)	-100.0%
11	Medical Assistance - Outpatient / Health Centers	30,072	31,961	28,111	28,111	-	0.0%
12	Summer Food Inspection	-	40	40	40	-	0.0%
	State:						
13	County Health	14,703	8,395	8,395	8,395	-	0.0%
14	Medical Assistance - Outpatient / Health Centers	14,265	25,797	22,647	22,647	-	0.0%
15	Subtotal	60,948	68,984	61,014	60,984	(30)	0.0%
	Public Property						
	Other Governments:						
16	PGW Rental	18,000	18,000	18,000	18,000	-	0.0%
	Prisons						
	Federal:						
17	SSA Prisoner Incentive Payments	102	150	150	150	-	0.0%

CITY OF PHILADELPHIA

FISCAL 2027 OPERATING BUDGET

SUPPORTING SCHEDULES FOR REVENUES
FISCAL YEARS 2025, 2026, AND 2027

(Amounts in Thousands)

FUND: General — NO.: 010

REVENUE: Revenue from Other Governments — SCHEDULE NO.: IA-3

LINE NO.	AGENCY / REVENUE SOURCE	FY 2025 ACTUAL	FISCAL 2026 ORIGINAL BUDGET	FISCAL 2026 CURRENT ESTIMATE	FY 2027 BUDGET	OVER / (UNDER) FY 2026 AMOUNT	OVER / (UNDER) FY 2026 %
(1)	(2)	(3)	(4)	(5)	(6)	(7)	(8)
	Director of Finance						
	Federal:						
18	Medical Part D - Retirees	-	50	50	50	-	0.0%
	State:						
19	Pension Aid - State Act 205	103,147	103,147	110,760	110,760	-	0.0%
20	Juror Fee Reimbursement	206	100	100	100	-	0.0%
21	State Police Fines (Phila. County)	417	250	250	250	-	0.0%
22	Wage Tax Relief Funding	130,632	150,313	150,313	150,313	-	0.0%
23	Gaming - Local Share Assessment	13,595	14,000	14,000	14,000	-	0.0%
	Other Governments:						
24	PATCO Community Impact Fund	-	75	75	75	-	0.0%
25	PAID - Parametric Garage	765	250	250	250	-	0.0%
26	Subtotal	248,762	268,185	275,798	275,798	-	0.0%
	Revenue						
	Federal:						
27	Reimb.- Payment in Lieu of Taxes	-	3	3	3	-	0.0%
28	Tinicum Wildlife Preserve	4	4	4	4	-	0.0%
	Other Governments:						
29	PPA - Parking/Violation/Fines (on St.)	40,447	49,479	52,387	45,905	(6,482)	-12.4%
30	Burlington County Bridge Comm.	14	7	7	7	-	0.0%
31	Subtotal	40,465	49,493	52,401	45,919	(6,482)	-12.4%
	City Treasurer						
	State:						
32	Retail Liquor License	1,093	1,100	1,065	1,100	35	3.3%
33	Utility Tax Refund	4,663	4,663	4,625	4,625	-	0.0%
34	Subtotal	5,756	5,763	5,690	5,725	35	0.6%
	Human Relations						
	Federal:						
35	Reimbursement - Deferred EEOC Cases	81	90	90	90	-	0.0%
	District Attorney						
	State:						
36	Reimbursement - DA Salary	137	-	137	137	-	0.0%
	Sheriff						
	State:						
37	Reimbursement - Education	585	-	600	600	-	0.0%
	City Commissioners						
	State:						
38	Reimbursement - Special Election	952	-	-	-	-	n/a

CITY OF PHILADELPHIA

FISCAL 2027 OPERATING BUDGET

SUPPORTING SCHEDULES FOR REVENUES
FISCAL YEARS 2025, 2026, AND 2027

(Amounts in Thousands)

FUND: General — NO.: 010

REVENUE: Revenue from Other Governments — SCHEDULE NO.: IA-3

LINE NO.	AGENCY / REVENUE SOURCE	FY 2025 ACTUAL	FISCAL 2026 ORIGINAL BUDGET	FISCAL 2026 CURRENT ESTIMATE	FY 2027 BUDGET	OVER / (UNDER) FY 2026 AMOUNT	OVER / (UNDER) FY 2026 %
(1)	(2)	(3)	(4)	(5)	(6)	(7)	(8)
	First Judicial District						
	Federal:						
39	Title IV-E Reimbursement	-	25	25	25	-	0.0%
	State:						
40	Intensive Probation - Adult	1,304	4,019	4,019	4,019	-	0.0%
41	Intensive Probation - Juvenile	1,232	1,232	1,232	1,232	-	0.0%
42	Reimbursement - Court Costs	6,855	10,075	6,492	10,075	3,583	55.2%
43	Reimbursement - Attorney Fees	224	82	82	82	-	0.0%
44	Subtotal	9,615	15,433	11,850	15,433	3,583	30.2%
	Pennsylvania Intergovernmental Cooperation Authority						
45	PICA Wage, Earnings and Net Profits Tax	762,538	770,974	764,376	798,663	34,287	4.5%
46	PICA Operating Expenses	(1,398)	(1,688)	(1,688)	(1,743)	(55)	3.3%
47	Subtotal	761,140	769,286	762,688	796,920	34,232	4.5%
	Totals						
48	Federal	33,054	61,229	31,079	30,379	(700)	-2.3%
49	State	297,354	325,448	324,983	338,610	13,627	4.2%
50	Other Governments	59,226	67,811	70,719	64,237	(6,482)	-9.2%
51	PICA City Account	761,140	769,286	762,688	796,920	34,232	4.5%
52	Other Authorized Adjustments	(297)	2,000	-	2,000	2,000	n/a
53	Total Revenue from Other Governments	1,150,477	1,225,774	1,189,469	1,232,146	42,677	3.6%

CITY OF PHILADELPHIA

FISCAL 2027 OPERATING BUDGET

SUPPORTING SCHEDULES FOR REVENUES
FISCAL YEARS 2025, 2026, AND 2027

(Amounts in Thousands)

FUND: General — NO.: 010

REVENUE: Revenue from Other Funds — SCHEDULE NO.: IA-4

LINE NO.	AGENCY / REVENUE SOURCE	FY 2025	FISCAL 2026		FY 2027	OVER / (UNDER) FY 2026	
		ACTUAL	ORIGINAL BUDGET	CURRENT ESTIMATE	BUDGET	AMOUNT	%
(1)	(2)	(3)	(4)	(5)	(6)	(7)	(8)
	Water Fund						
1	Services performed & costs borne by the General Fund	8,166	10,383	8,664	9,189	525	6.1%
2	Excess interest on Sinking Fund Reserve	3,727	1,500	1,500	1,500	-	0.0%
3	Subtotal	11,893	11,883	10,164	10,689	525	5.2%
	Aviation Fund						
4	Services performed & costs borne by the General Fund	4,308	4,300	4,300	4,400	100	2.3%
	Grants Revenue Fund						
5	American Rescue Plan	419,473	-	-	-	-	n/a
6	American Rescue Plan - Interest Earnings*	-	86,600	-	-	-	n/a
7	Services performed & costs borne by the General Fund	6,919	4,750	750	750	-	0.0%
8	911 Surcharge	40,220	59,572	59,572	45,362	(14,210)	-23.9%
9	Subtotal	466,612	150,922	60,322	46,112	(14,210)	-23.6%
	Other Funds						
10	Services performed & costs borne by the General Fund	5,140	5,000	6,116	5,000	(1,116)	-18.2%
11	Total Revenue from Other Funds	487,953	172,105	80,902	66,201	(14,701)	-18.2%

NOTE*: Change in timing of the ARPA interest earnings transfer beyond FY26 to allow a ready reserve to mitigate the upcoming FY29 POB balloon payment.

CITY OF PHILADELPHIA

FISCAL 2027 OPERATING BUDGET

SUMMARY OF OPERATING BUDGET
FISCAL YEARS 2025, 2026, AND 2027

(Amounts in Thousands)

FUND: Water | NO.: 020 | TABLE: IB

LINE NO.	ITEM	SUPP. SCHED. NO.	FY 2025 ACTUAL	FISCAL 2026 ORIGINAL BUDGET	FISCAL 2026 CURRENT ESTIMATE	FY 2027 BUDGET	OVER / (UNDER) FY 2026 AMOUNT	OVER / (UNDER) FY 2026 %
(1)	(2)	(3)	(4)	(5)	(6)	(7)	(8)	(9)
	OPERATIONS OF FISCAL YEAR							
	REVENUES							
1	Taxes		-	-	-	-	-	n/a
2	Locally Generated Non-Tax	IB-2	888,130	898,800	971,162	1,008,920	37,758	3.9%
3	Revenue from Other Governments	IB-3	509	20,670	1,000	1,429	429	42.9%
4	Revenue from Other Funds of the City	IB-4	43,408	162,880	119,477	111,295	(8,182)	-6.8%
5	Total - Revenue		932,047	1,082,350	1,091,639	1,121,644	30,005	2.7%
6	Other Sources		-	-	-	-	-	n/a
7	Total Revenue and Other Sources		932,047	1,082,350	1,091,639	1,121,644	30,005	2.7%
	OBLIGATIONS / APPROPRIATIONS							
8	Personal Services		197,978	220,638	219,958	243,296	23,338	10.6%
9	Personal Services - Pension Obligations		60,465	62,817	61,944	63,879	1,935	3.1%
10	Personal Services - Pension Obligation Bonds		12,457	12,570	12,570	12,561	(9)	-0.1%
11	Personal Services - Pensions (Sales Tax)		-	-	-	-	-	n/a
12	Personal Services - Other Employee Benefits		71,118	83,169	83,167	85,075	1,908	2.3%
13	Subtotal - Employee Compensation		342,018	379,194	377,639	404,811	27,172	7.2%
14	Purchase of Services		206,381	295,854	296,502	283,432	(13,070)	-4.4%
15	Materials, Supplies and Equipment		87,579	107,748	107,298	114,169	6,871	6.4%
16	Contributions, Indemnities and Taxes		9,600	7,010	7,010	7,510	500	7.1%
17	Debt Service		234,819	271,044	271,044	290,222	19,178	7.1%
18	Payments to Other Funds		83,684	71,500	71,500	71,500	-	0.0%
19	Advances & Misc. Pmts. Incl. Labor Reserve		-	-	-	-	-	n/a
20	Advances & Misc. Pmts. - Federal Reserve		-	-	-	-	-	n/a
21	Total Obligations / Appropriation		964,081	1,132,350	1,130,993	1,171,644	40,651	3.6%
22	Operating Surplus (Deficit) for Fiscal Year		(32,034)	(50,000)	(39,354)	(50,000)	(10,646)	-27.1%
	OPERATIONS IN RESPECT TO PRIOR FISCAL YEARS							
	Fund Balance Available for Appropriation							
23	June 30 of Prior Fiscal Year		-	-	-	-	-	n/a
	Adjustments to Prior Fiscal Years Operations:							
24	Commitments Cancelled - Net		32,034	50,000	39,354	50,000	10,646	27.1%
25	Revenue Adjustments - Net		-	-	-	-	-	n/a
26	Prior Period Adjustments - Net		-	-	-	-	-	n/a
27	Other Adjustments - Net		-	-	-	-	-	n/a
28	Subtotal Net Adjustments		32,034	50,000	39,354	50,000	10,646	27.1%
	Adjusted Fund Balance June 30 or Prior							
29	Fiscal Year		32,034	50,000	39,354	50,000	10,646	27.1%
	Fund Balance Available for Appropriation							
30	June 30		-	-	-	-	-	n/a

CITY OF PHILADELPHIA

FISCAL 2027 OPERATING BUDGET

SUPPORTING SCHEDULES FOR REVENUES
FISCAL YEARS 2025, 2026, AND 2027
(Amounts in Thousands)

FUND: Water — NO.: 020

REVENUE: Locally Generated Non-Tax — SCHEDULE NO.: IB-2

LINE NO.	AGENCY / REVENUE SOURCE	FY 2025 ACTUAL	FISCAL 2026 ORIGINAL BUDGET	FISCAL 2026 CURRENT ESTIMATE	FY 2027 BUDGET	OVER / (UNDER) FY 2026 AMOUNT	OVER / (UNDER) FY 2026 %
(1)	(2)	(3)	(4)	(5)	(6)	(7)	(8)
	Licenses & Inspections						
1	Miscellaneous	(1)	-	-	-	-	n/a
	Water						
2	Water & Sewer Permits Issued by L&I	5,306	6,550	6,660	7,367	707	10.6%
3	Miscellaneous	1,790	910	14,149	1,154	(12,995)	-91.8%
4	Subtotal	7,096	7,460	20,809	8,521	(12,288)	-59.1%
	Revenue						
5	Sales & Charges - Current	760,918	764,242	814,045	845,391	31,346	3.9%
6	Sales & Charges - Prior	47,673	70,900	55,390	56,600	1,210	2.2%
7	Fire Service Connections	5,272	4,600	6,315	7,350	1,035	16.4%
8	Surcharges	5,032	2,247	7,897	8,292	395	5.0%
9	Other Sewer Charges	46,949	45,166	51,484	54,065	2,581	5.0%
10	Miscellaneous	6,431	165	7,222	20,957	13,735	190.2%
11	Subtotal	872,275	887,320	942,353	992,655	50,302	5.3%
	Procurement						
12	Miscellaneous	15	20	-	-	-	n/a
	City Treasurer						
13	Interest Earnings	8,745	4,000	8,000	7,744	(256)	-3.2%
14	Total Locally Generated Non-Tax Revenues	888,130	898,800	971,162	1,008,920	37,758	3.9%

CITY OF PHILADELPHIA

FISCAL 2027 OPERATING BUDGET

SUPPORTING SCHEDULES FOR REVENUES
FISCAL YEARS 2025, 2026, AND 2027

(Amounts in Thousands)

FUND: Water — NO.: 020

REVENUE: Revenue from Other Governments — SCHEDULE NO.: IB-3

LINE NO. (1)	AGENCY / REVENUE SOURCE (2)	FY 2025 ACTUAL (3)	FISCAL 2026 ORIGINAL BUDGET (4)	FISCAL 2026 CURRENT ESTIMATE (5)	FY 2027 BUDGET (6)	OVER / (UNDER) FY 2026 AMOUNT (7)	OVER / (UNDER) FY 2026 % (8)
	Water						
	State:						
1	Various Watershed Assessment and Redevelopment Projects	509	5,670	400	1,000	600	150.0%
	Federal:						
2	Various Watershed Assessment and Redevelopment Projects	-	15,000	600	429	(171)	-28.5%
3	Subtotal	509	20,670	1,000	1,429	429	42.9%
4	Total Revenue from Other Governments	509	20,670	1,000	1,429	429	42.9%

CITY OF PHILADELPHIA

FISCAL 2027 OPERATING BUDGET

SUPPORTING SCHEDULES FOR REVENUES
FISCAL YEARS 2025, 2026, AND 2027

(Amounts in Thousands)

FUND: Water — NO.: 020

REVENUE: Revenue from Other Funds — SCHEDULE NO.: IB-4

LINE NO.	AGENCY / REVENUE SOURCE	FY 2025 ACTUAL	FISCAL 2026 ORIGINAL BUDGET	FISCAL 2026 CURRENT ESTIMATE	FY 2027 BUDGET	OVER / (UNDER) FY 2026 AMOUNT	OVER / (UNDER) FY 2026 %
(1)	(2)	(3)	(4)	(5)	(6)	(7)	(8)
	General Fund						
1	Water & sewer charges for City facilities	37,718	33,103	42,432	48,113	5,681	13.4%
	Aviation Fund						
2	Water service for airport facilities	4,821	3,663	5,269	5,677	408	7.7%
	Other Funds						
3	Contribution to Water Fund	561	479	716	625	(91)	-12.7%
	Employee Benefits Fund						
4	Contribution to Water Fund	308	200	200	210	10	5.0%
	Water Rate Stabilization Fund						
5	Transfer from Rate Stabilization Fund	-	125,435	70,860	56,670	(14,190)	-20.0%
6	Total Revenue from Other Funds	43,408	162,880	119,477	111,295	(8,182)	-6.8%

CITY OF PHILADELPHIA

FISCAL 2027 OPERATING BUDGET

SUMMARY OF OPERATING BUDGET
FISCAL YEARS 2025, 2026, AND 2027

(Amounts in Thousands)

FUND: County Liquid Fuels Tax | NO.: 040 | TABLE: IC

LINE NO. (1)	ITEM (2)	SUPP. SCHED. NO. (3)	FY 2025 ACTUAL (4)	FISCAL 2026 ORIGINAL BUDGET (5)	FISCAL 2026 CURRENT ESTIMATE (6)	FY 2027 BUDGET (7)	OVER / (UNDER) FY 2026 AMOUNT (8)	OVER / (UNDER) FY 2026 % (9)
	OPERATIONS OF FISCAL YEAR							
	REVENUES							
1	Taxes		-	-	-	-	-	n/a
2	Locally Generated Non-Tax	IC-2	173	327	175	235	60	34.3%
3	Revenue from Other Governments	IC-3	4,007	8,200	12,200	10,200	(2,000)	-16.4%
4	Revenue from Other Funds of the City	IC-4	1,623	-	-	-	-	n/a
5	Total - Revenue		5,803	8,527	12,375	10,435	(1,940)	-15.7%
6	Other Sources		-	-	-	-	-	n/a
7	Total Revenue and Other Sources		5,803	8,527	12,375	10,435	(1,940)	-15.7%
	OBLIGATIONS / APPROPRIATIONS							
8	Personal Services		2,968	3,292	2,963	167	(2,796)	-94.4%
9	Personal Services - Pension Obligations		-	-	-	-	-	n/a
10	Personal Services - Pension Obligation Bonds		-	-	-	-	-	n/a
11	Personal Services - Pensions (Sales Tax)		-	-	-	-	-	n/a
12	Personal Services - Other Employee Benefits		-	-	-	-	-	n/a
13	Subtotal - Employee Compensation		2,968	3,292	2,963	167	(2,796)	-94.4%
14	Purchase of Services		6,234	8,320	11,455	11,455	-	0.0%
15	Materials, Supplies and Equipment		2,281	400	400	400	-	0.0%
16	Contributions, Indemnities and Taxes		-	-	-	-	-	n/a
17	Debt Service		-	-	-	-	-	n/a
18	Payments to Other Funds		15	19	19	19	-	0.0%
19	Advances & Misc. Pmts. Incl. Labor Reserve		-	-	-	-	-	n/a
20	Advances & Misc. Pmts. - Federal Reserve		-	-	-	-	-	n/a
21	Total Obligations / Appropriation		11,498	12,031	14,837	12,041	(2,796)	-18.8%
22	Operating Surplus (Deficit) for Fiscal Year		(5,695)	(3,504)	(2,462)	(1,606)	856	34.8%
	OPERATIONS IN RESPECT TO PRIOR FISCAL YEARS							
	Fund Balance Available for Appropriation							
23	June 30 of Prior Fiscal Year		9,297	11,533	4,027	1,590	(2,437)	-60.5%
	Adjustments to Prior Fiscal Years Operations:							
24	Commitments Cancelled - Net		425	25	25	25	-	0.0%
25	Revenue Adjustments - Net		-	-	-	-	-	n/a
26	Prior Period Adjustments - Net		-	-	-	-	-	n/a
27	Other Adjustments - Net		-	-	-	-	-	n/a
28	Subtotal Net Adjustments		425	25	25	25	-	0.0%
	Adjusted Fund Balance June 30 or Prior							
29	Fiscal Year		9,722	11,558	4,052	1,615	(2,437)	-60.1%
	Fund Balance Available for Appropriation							
30	June 30		4,027	8,054	1,590	9	(1,581)	-99.4%

CITY OF PHILADELPHIA

FISCAL 2027 OPERATING BUDGET

SUPPORTING SCHEDULES FOR REVENUES
FISCAL YEARS 2025, 2026, AND 2027

(Amounts in Thousands)

FUND: County Liquid Fuels Tax — NO.: 040

REVENUE: Locally Generated Non-Tax — SCHEDULE NO.: IC-2

LINE NO.	AGENCY / REVENUE SOURCE	FY 2025	FISCAL 2026		FY 2027	OVER / (UNDER) FY 2026	
		ACTUAL	ORIGINAL BUDGET	CURRENT ESTIMATE	BUDGET	AMOUNT	%
(1)	(2)	(3)	(4)	(5)	(6)	(7)	(8)
	Streets						
1	Interest Earnings	173	327	175	235	60	34.3%
2	Total Locally Generated Non-Tax Revenues	173	327	175	235	60	34.3%

CITY OF PHILADELPHIA

FISCAL 2027 OPERATING BUDGET

SUPPORTING SCHEDULES FOR REVENUES
FISCAL YEARS 2025, 2026, AND 2027

(Amounts in Thousands)

FUND: County Liquid Fuels Tax — NO.: 040

REVENUE: Revenue from Other Governments — SCHEDULE NO.: IC-3

LINE NO.	AGENCY / REVENUE SOURCE	FY 2025 ACTUAL	FISCAL 2026 ORIGINAL BUDGET	FISCAL 2026 CURRENT ESTIMATE	FY 2027 BUDGET	OVER / (UNDER) FY 2026 AMOUNT	OVER / (UNDER) FY 2026 %
(1)	(2)	(3)	(4)	(5)	(6)	(7)	(8)
	Streets						
	State:						
1	County Liquid Fuels Tax Grant	4,007	8,200	12,200	10,200	(2,000)	-16.4%
2	Total Revenue from Other Governments	4,007	8,200	12,200	10,200	(2,000)	-16.4%

CITY OF PHILADELPHIA

FISCAL 2027 OPERATING BUDGET

SUPPORTING SCHEDULES FOR REVENUES
FISCAL YEARS 2025, 2026, AND 2027

(Amounts in Thousands)

FUND: County Liquid Fuels Tax — NO.: 040

REVENUE: Revenue from Other Funds — SCHEDULE NO.: IC-4

LINE NO.	AGENCY / REVENUE SOURCE	FY 2025	FISCAL 2026		FY 2027	OVER / (UNDER) FY 2026	
		ACTUAL	ORIGINAL BUDGET	CURRENT ESTIMATE	BUDGET	AMOUNT	%
(1)	(2)	(3)	(4)	(5)	(6)	(7)	(8)
	Transportation Fund						
1	Audit adjustment to CLFT	1,623	-	-	-	-	n/a
2	Total Revenue from Other Funds	1,623	-	-	-	-	n/a

CITY OF PHILADELPHIA

FISCAL 2027 OPERATING BUDGET

SUMMARY OF OPERATING BUDGET
FISCAL YEARS 2025, 2026, AND 2027

(Amounts in Thousands)

FUND: Special Gasoline Tax | NO.: 050 | TABLE: ID

LINE NO. (1)	ITEM (2)	SUPP. SCHED. NO. (3)	FY 2025 ACTUAL (4)	FISCAL 2026 ORIGINAL BUDGET (5)	FISCAL 2026 CURRENT ESTIMATE (6)	FY 2027 BUDGET (7)	OVER / (UNDER) FY 2026 AMOUNT (8)	OVER / (UNDER) FY 2026 % (9)
	OPERATIONS OF FISCAL YEAR							
	REVENUES							
1	Taxes		-	-	-	-	-	n/a
2	Locally Generated Non-Tax	ID-2	748	600	600	600	-	0.0%
3	Revenue from Other Governments	ID-3	71,670	34,200	34,200	34,200	-	0.0%
4	Revenue from Other Funds of the City	ID-4	946	-	-	-	-	n/a
5	Total - Revenue		73,364	34,800	34,800	34,800	-	0.0%
6	Other Sources							n/a
7	Total Revenue and Other Sources		73,364	34,800	34,800	34,800	-	0.0%
	OBLIGATIONS / APPROPRIATIONS							
8	Personal Services		11,220	11,294	9,065	14,428	5,363	59.2%
9	Personal Services - Pension Obligations		500	500	500	500	-	0.0%
10	Personal Services - Pension Obligation Bonds		-	-	-	-	-	n/a
11	Personal Services - Pensions (Sales Tax)		-	-	-	-	-	n/a
12	Personal Services - Other Employee Benefits		500	500	500	500	-	0.0%
13	Subtotal - Employee Compensation		12,220	12,294	10,065	15,428	5,363	53.3%
14	Purchase of Services		15,468	16,682	28,549	13,549	(15,000)	-52.5%
15	Materials, Supplies and Equipment		11,919	11,675	11,675	11,675	-	0.0%
16	Contributions, Indemnities and Taxes		-	-	-	-	-	n/a
17	Debt Service		-	-	-	-	-	n/a
18	Payments to Other Funds		30	30	30	30	-	0.0%
19	Advances & Misc. Pmts. Incl. Labor Reserve		-	-	-	-	-	n/a
20	Advances & Misc. Pmts. - Federal Reserve		-	-	-	-	-	n/a
21	Total Obligations / Appropriation		39,637	40,681	50,319	40,682	(9,637)	-19.2%
22	Operating Surplus (Deficit) for Fiscal Year		33,727	(5,881)	(15,519)	(5,882)	9,637	62.1%
	OPERATIONS IN RESPECT TO PRIOR FISCAL YEARS							
	Fund Balance Available for Appropriation							
23	June 30 of Prior Fiscal Year		14,461	39,213	52,373	37,354	(15,019)	-28.7%
	Adjustments to Prior Fiscal Years Operations:							
24	Commitments Cancelled - Net		4,185	500	500	500	-	0.0%
25	Revenue Adjustments - Net		-	-	-	-	-	n/a
26	Prior Period Adjustments - Net		-	-	-	-	-	n/a
27	Other Adjustments - Net		-	-	-	-	-	n/a
28	Subtotal Net Adjustments		4,185	500	500	500	-	0.0%
	Adjusted Fund Balance June 30 or Prior							
29	Fiscal Year		18,646	39,713	52,873	37,854	(15,019)	-28.4%
	Fund Balance Available for Appropriation							
30	June 30		52,373	33,832	37,354	31,972	(5,382)	-14.4%

CITY OF PHILADELPHIA

FISCAL 2027 OPERATING BUDGET

SUPPORTING SCHEDULES FOR REVENUES
FISCAL YEARS 2025, 2026, AND 2027

(Amounts in Thousands)

FUND: Special Gasoline Tax — NO.: 050

REVENUE: Locally Generated Non-Tax — SCHEDULE NO.: ID-2

LINE NO.	AGENCY / REVENUE SOURCE	FY 2025 ACTUAL	FISCAL 2026 ORIGINAL BUDGET	FISCAL 2026 CURRENT ESTIMATE	FY 2027 BUDGET	OVER / (UNDER) FY 2026 AMOUNT	OVER / (UNDER) FY 2026 %
(1)	(2)	(3)	(4)	(5)	(6)	(7)	(8)
	Streets						
1	Sale of Assets	117	-	-	-	-	n/a
2	Interest Earnings	631	600	600	600	-	0.0%
3	Subtotal	748	600	600	600	-	0.0%
4	Total Locally Generated Non-Tax Revenues	748	600	600	600	-	0.0%

CITY OF PHILADELPHIA

FISCAL 2027 OPERATING BUDGET

SUPPORTING SCHEDULES FOR REVENUES
FISCAL YEARS 2025, 2026, AND 2027

(Amounts in Thousands)

FUND: Special Gasoline Tax — NO.: 050

REVENUE: Revenue from Other Governments — SCHEDULE NO.: ID-3

LINE NO.	AGENCY / REVENUE SOURCE	FY 2025 ACTUAL	FISCAL 2026 ORIGINAL BUDGET	FISCAL 2026 CURRENT ESTIMATE	FY 2027 BUDGET	OVER / (UNDER) FY 2026 AMOUNT	OVER / (UNDER) FY 2026 %
(1)	(2)	(3)	(4)	(5)	(6)	(7)	(8)
	Streets						
	State:						
1	Special Gasoline Tax Grant	71,670	34,200	34,200	34,200	-	0.0%
2	Total Revenue from Other Governments	71,670	34,200	34,200	34,200	-	0.0%

CITY OF PHILADELPHIA

FISCAL 2027 OPERATING BUDGET

SUPPORTING SCHEDULES FOR REVENUES
FISCAL YEARS 2025, 2026, AND 2027

(Amounts in Thousands)

FUND: Special Gasoline Tax — NO.: 050

REVENUE: Revenue from Other Funds — SCHEDULE NO.: ID-4

LINE NO.	AGENCY / REVENUE SOURCE	FY 2025 ACTUAL	FISCAL 2026 ORIGINAL BUDGET	FISCAL 2026 CURRENT ESTIMATE	FY 2027 BUDGET	OVER / (UNDER) FY 2026 AMOUNT	OVER / (UNDER) FY 2026 %
(1)	(2)	(3)	(4)	(5)	(6)	(7)	(8)
	Transportation Fund						
1	Audit adjustment to SGT	946	-	-	-	-	n/a
2	Total Revenue from Other Funds	946	-	-	-	-	n/a

CITY OF PHILADELPHIA

FISCAL 2027 OPERATING BUDGET

SUMMARY OF OPERATING BUDGET
FISCAL YEARS 2025, 2026, AND 2027

(Amounts in Thousands)

FUND: HealthChoices Behavioral Health Revenue | NO.: 060 | TABLE: IE

LINE NO. (1)	ITEM (2)	SUPP. SCHED. NO. (3)	FY 2025 ACTUAL (4)	FISCAL 2026 ORIGINAL BUDGET (5)	FISCAL 2026 CURRENT ESTIMATE (6)	FY 2027 BUDGET (7)	OVER / (UNDER) FY 2026 AMOUNT (8)	OVER / (UNDER) FY 2026 % (9)
	OPERATIONS OF FISCAL YEAR							
	REVENUES							
1	Taxes		-	-	-	-	-	n/a
2	Locally Generated Non-Tax	IE-2	14,585	13,253	8,751	9,626	875	10.0%
3	Revenue from Other Governments	IE-3	1,258,136	1,512,557	1,517,059	1,514,701	(2,358)	-0.2%
4	Revenue from Other Funds of the City		-	-	-	-	-	n/a
5	Total - Revenue		1,272,721	1,525,810	1,525,810	1,524,327	(1,483)	-0.1%
6	Other Sources		122,261	-	-	-	-	n/a
7	Total Revenue and Other Sources		1,394,982	1,525,810	1,525,810	1,524,327	(1,483)	-0.1%
	OBLIGATIONS / APPROPRIATIONS							
8	Personal Services		370	502	502	533	31	6.2%
9	Personal Services - Pension Obligations		-	-	-	-	-	n/a
10	Personal Services - Pension Obligation Bonds		-	-	-	-	-	n/a
11	Personal Services - Pensions (Sales Tax)		-	-	-	-	-	n/a
12	Personal Services - Other Employee Benefits		-	177	177	177	-	0.0%
13	Subtotal - Employee Compensation		370	679	679	710	31	4.6%
14	Purchase of Services		1,391,903	1,525,026	1,525,026	1,523,517	(1,509)	-0.1%
15	Materials, Supplies and Equipment		-	5	5	-	(5)	-100.0%
16	Contributions, Indemnities and Taxes		-	-	-	-	-	n/a
17	Debt Service		-	-	-	-	-	n/a
18	Payments to Other Funds		71	100	100	100	-	0.0%
19	Advances & Misc. Pmts. Incl. Labor Reserve		-	-	-	-	-	n/a
20	Advances & Misc. Pmts. - Federal Reserve		-	-	-	-	-	n/a
21	Total Obligations / Appropriation		1,392,344	1,525,810	1,525,810	1,524,327	(1,483)	-0.1%
22	Operating Surplus (Deficit) for Fiscal Year		2,638	-	-	-	-	n/a
	OPERATIONS IN RESPECT TO PRIOR FISCAL YEARS							
	Fund Balance Available for Appropriation							
23	June 30 of Prior Fiscal Year		86,090	-	109,993	-	(109,993)	-100.0%
	Adjustments to Prior Fiscal Years Operations:							
24	Commitments Cancelled - Net		21,265	-	-	-	-	n/a
25	Revenue Adjustments - Net		-	-	-	-	-	n/a
26	Prior Period Adjustments - Net		-	-	(109,993)	-	109,993	100.0%
27	Other Adjustments - Net		-	-	-	-	-	n/a
28	Subtotal Net Adjustments		21,265	-	(109,993)	-	109,993	100.0%
	Adjusted Fund Balance June 30 of Prior							
29	Fiscal Year		107,355	-	-	-	-	n/a
	Fund Balance Available for Appropriation							
30	June 30		109,993	-	-	-	-	n/a

CITY OF PHILADELPHIA

FISCAL 2027 OPERATING BUDGET

SUPPORTING SCHEDULES FOR REVENUES
FISCAL YEARS 2025, 2026, AND 2027

(Amounts in Thousands)

FUND: HealthChoices Behavioral Health Revenue — NO.: 060

REVENUE: Locally Generated Non-Tax — SCHEDULE NO.: IE-2

LINE NO.	AGENCY / REVENUE SOURCE	FY 2025	FISCAL 2026		FY 2027	OVER / (UNDER) FY 2026	
		ACTUAL	ORIGINAL BUDGET	CURRENT ESTIMATE	BUDGET	AMOUNT	%
(1)	(2)	(3)	(4)	(5)	(6)	(7)	(8)
	Behavioral Health / Intellectual Disability						
1	Interest Earnings	14,585	13,253	8,751	9,626	875	10.0%
2	Total Locally Generated Non-Tax Revenues	14,585	13,253	8,751	9,626	875	10.0%

CITY OF PHILADELPHIA

FISCAL 2027 OPERATING BUDGET

SUPPORTING SCHEDULES FOR REVENUES
FISCAL YEARS 2025, 2026, AND 2027

(Amounts in Thousands)

FUND: HealthChoices Behavioral Health Revenue — NO.: 060

REVENUE: Revenue from Other Governments — SCHEDULE NO.: IE-3

LINE NO.	AGENCY / REVENUE SOURCE	FY 2025 ACTUAL	FISCAL 2026 ORIGINAL BUDGET	FISCAL 2026 CURRENT ESTIMATE	FY 2027 BUDGET	OVER / (UNDER) FY 2026 AMOUNT	OVER / (UNDER) FY 2026 %
(1)	(2)	(3)	(4)	(5)	(6)	(7)	(8)
	Behavioral Health / Intellectual Disability						
	State:						
1	HealthChoices Behavioral Health Grant	1,258,136	1,512,557	1,517,059	1,514,701	(2,358)	-0.2%
2	Total Revenue from Other Governments	1,258,136	1,512,557	1,517,059	1,514,701	(2,358)	-0.2%

CITY OF PHILADELPHIA

FISCAL 2027 OPERATING BUDGET

SUMMARY OF OPERATING BUDGET
FISCAL YEARS 2025, 2026, AND 2027

(Amounts in Thousands)

FUND: Hotel Room Rental Tax | NO. 070 | TABLE IF

LINE NO. (1)	ITEM (2)	SUPP. SCHED. NO. (3)	FY 2025 ACTUAL (4)	FISCAL 2026 ORIGINAL BUDGET (5)	FISCAL 2026 CURRENT ESTIMATE (6)	FY 2027 BUDGET (7)	OVER / (UNDER) FY 2026 AMOUNT (8)	OVER / (UNDER) FY 2026 % (9)
	OPERATIONS OF FISCAL YEAR							
	REVENUES							
1	Taxes	IF-1	85,894	91,246	87,605	92,861	5,256	6.0%
2	Locally Generated Non-Tax	IF-2	526	529	400	400	-	0.0%
3	Revenue from Other Governments		-	-	-	-	-	n/a
4	Revenue from Other Funds of the City		-	-	-	-	-	n/a
5	Total - Revenue		86,420	91,775	88,005	93,261	5,256	6.0%
6	Other Sources		-	-	-	-	-	n/a
7	Total Revenue and Other Sources		86,420	91,775	88,005	93,261	5,256	6.0%
	OBLIGATIONS / APPROPRIATIONS							
8	Personal Services		-	-	-	-	-	n/a
9	Personal Services - Pension Obligations		-	-	-	-	-	n/a
10	Personal Services - Pension Obligation Bonds		-	-	-	-	-	n/a
11	Personal Services - Pensions (Sales Tax)		-	-	-	-	-	n/a
12	Personal Services - Other Employee Benefits		-	-	-	-	-	n/a
13	Subtotal - Employee Compensation		-	-	-	-	-	n/a
14	Purchase of Services		-	-	-	-	-	n/a
15	Materials, Supplies and Equipment		-	-	-	-	-	n/a
16	Contributions, Indemnities and Taxes		97,200	97,200	97,200	97,200	-	0.0%
17	Debt Service		-	-	-	-	-	n/a
18	Payments to Other Funds		-	-	-	-	-	n/a
19	Advances & Misc. Pmts. Incl. Labor Reserve		-	-	-	-	-	n/a
20	Advances & Misc. Pmts. - Federal Reserve		-	-	-	-	-	n/a
21	Total Obligations / Appropriation		97,200	97,200	97,200	97,200	-	0.0%
22	Operating Surplus (Deficit) for Fiscal Year		(10,780)	(5,425)	(9,195)	(3,939)	5,256	57.2%
	OPERATIONS IN RESPECT TO PRIOR FISCAL YEARS							
	Fund Balance Available for Appropriation							
23	June 30 of Prior Fiscal Year		(17,297)	15,545	(17,957)	-	17,957	100.0%
	Adjustments to Prior Fiscal Years Operations:							
24	Commitments Cancelled - Net		10,120	-	27,152	3,939	(23,213)	-85.5%
25	Revenue Adjustments - Net		-	-	-	-	-	n/a
26	Prior Period Adjustments - Net		-	-	-	-	-	n/a
27	Other Adjustments - Net		-	-	-	-	-	n/a
28	Subtotal Net Adjustments		10,120	-	27,152	3,939	(23,213)	-85.5%
	Adjusted Fund Balance June 30 or Prior							
29	Fiscal Year		(7,177)	15,545	9,195	3,939	(5,256)	-57.2%
	Fund Balance Available for Appropriation							
30	June 30		(17,957)	10,120	-	-	-	n/a

CITY OF PHILADELPHIA

FISCAL 2027 OPERATING BUDGET

SUPPORTING SCHEDULES FOR REVENUES
FISCAL YEARS 2025, 2026, AND 2027

(Amounts in Thousands)

FUND: Hotel Room Rental Tax — NO.: 070

REVENUE: Taxes — SCHEDULE NO.: IF-1

LINE NO. (1)	AGENCY / REVENUE SOURCE (2)	FY 2025 ACTUAL (3)	FISCAL 2026 ORIGINAL BUDGET (4)	FISCAL 2026 CURRENT ESTIMATE (5)	FY 2027 BUDGET (6)	OVER / (UNDER) FY 2026 AMOUNT (7)	OVER / (UNDER) FY 2026 % (8)
	Commerce						
1	Hotel Room Rental Tax - Current	60,933	64,409	62,037	65,759	3,722	6.0%
2	Hotel Room Rental Tax - Prior	-	-	-	-	-	n/a
3	Subtotal	60,933	64,409	62,037	65,759	3,722	6.0%
4	Hospitality Promotion Tax - Current	14,980	16,102	15,344	16,265	921	6.0%
5	Hospitality Promotion Tax - Prior	-	-	-	-	-	n/a
6	Subtotal	14,980	16,102	15,344	16,265	921	6.0%
7	Tourism & Marketing Tax - Current	9,981	10,735	10,224	10,837	613	6.0%
8	Tourism & Marketing Tax - Prior	-	-	-	-	-	n/a
9	Subtotal	9,981	10,735	10,224	10,837	613	6.0%
10	Total Taxes	85,894	91,246	87,605	92,861	5,256	6.0%

CITY OF PHILADELPHIA

FISCAL 2027 OPERATING BUDGET

SUPPORTING SCHEDULES FOR REVENUES
FISCAL YEARS 2025, 2026, AND 2027

(Amounts in Thousands)

FUND: Hotel Room Rental Tax — NO.: 070

REVENUE: Locally Generated Non-Tax — SCHEDULE NO.: IF-2

LINE NO.	AGENCY / REVENUE SOURCE	FY 2025	FISCAL 2026		FY 2027	OVER / (UNDER) FY 2026	
		ACTUAL	ORIGINAL BUDGET	CURRENT ESTIMATE	BUDGET	AMOUNT	%
(1)	(2)	(3)	(4)	(5)	(6)	(7)	(8)
	City Treasurer						
1	Interest Earnings	526	529	400	400	-	0.0%
2	Total Locally Generated Non-Tax Revenues	526	529	400	400	-	0.0%

CITY OF PHILADELPHIA

FISCAL 2027 OPERATING BUDGET

SUMMARY OF OPERATING BUDGET
FISCAL YEARS 2025, 2026, AND 2027

(Amounts in Thousands)

FUND: Grants Revenue | NO.: 080 | TABLE: IG

LINE NO. (1)	ITEM (2)	SUPP. SCHED. NO. (3)	FY 2025 ACTUAL (4)	FISCAL 2026 ORIGINAL BUDGET (5)	FISCAL 2026 CURRENT ESTIMATE (6)	FY 2027 BUDGET (7)	OVER / (UNDER) FY 2026 AMOUNT (8)	OVER / (UNDER) FY 2026 % (9)
	OPERATIONS OF FISCAL YEAR							
	REVENUES							
1	Taxes		-	-	-	-	-	n/a
2	Locally Generated Non-Tax	IG-2	112,595	170,924	183,694	190,604	6,910	3.8%
3	Revenue from Other Governments	IG-3	1,603,476	2,984,103	1,830,256	2,892,498	1,062,242	58.0%
4	Revenue from Other Funds of the City		-	-	-	-	-	n/a
5	Total - Revenue		1,716,071	3,155,027	2,013,950	3,083,102	1,069,152	53.1%
6	Other Sources		34,897	-	-	-	-	n/a
7	Total Revenue and Other Sources		1,750,968	3,155,027	2,013,950	3,083,102	1,069,152	53.1%
	OBLIGATIONS / APPROPRIATIONS							
8	Personal Services		178,538	244,396	234,019	292,603	58,584	25.0%
9	Personal Services - Pension Obligations		49,586	34,284	41,348	42,572	1,224	3.0%
10	Personal Services - Pension Obligation Bonds		9,937	8,217	8,217	8,821	604	7.4%
11	Personal Services - Pensions (Sales Tax)		-	-	-	-	-	n/a
12	Personal Services - Other Employee Benefits		41,903	66,371	60,626	68,084	7,458	12.3%
13	Subtotal - Employee Compensation		279,964	353,268	344,210	412,080	67,870	19.7%
14	Purchase of Services		1,058,734	1,649,388	1,534,292	1,526,277	(8,015)	-0.5%
15	Materials, Supplies and Equipment		25,310	79,812	62,535	85,563	23,028	36.8%
16	Contributions, Indemnities and Taxes		4,356	-	600	2,000	1,400	233.3%
17	Debt Service		-	-	-	-	-	n/a
18	Payments to Other Funds		466,543	72,558	72,313	57,181	(15,132)	-20.9%
19	Advances & Misc. Pmts. Incl. Labor Reserve		-	-	-	-	-	n/a
20	Adv. & Misc. Pmts. - Provisions for Other Grants		-	1,000,001	-	1,000,001	1,000,001	100.0%
21	Total Obligations / Appropriation		1,834,907	3,155,027	2,013,950	3,083,102	1,069,152	53.1%
22	Operating Surplus (Deficit) for Fiscal Year		(83,939)	-	-	-	-	n/a
	OPERATIONS IN RESPECT TO PRIOR FISCAL YEARS							
	Fund Balance Available for Appropriation							
23	June 30 of Prior Fiscal Year		(753,425)	-	(781,950)	-	781,950	100.0%
	Adjustments to Prior Fiscal Years Operations:							
24	Commitments Cancelled - Net		63,234	-	-	-	-	n/a
25	Revenue Adjustments - Net		(7,820)	-	-	-	-	n/a
26	Prior Period Adjustments - Net		-	-	781,950	-	(781,950)	-100.0%
27	Other Adjustments - Net		-	-	-	-	-	n/a
28	Subtotal Net Adjustments		55,414	-	781,950	-	(781,950)	-100.0%
	Adjusted Fund Balance June 30 or Prior							
29	Fiscal Year		(698,011)	-	-	-	-	n/a
	Fund Balance Available for Appropriation							
30	June 30		(781,950)	-	-	-	-	n/a

CITY OF PHILADELPHIA

FISCAL 2027 OPERATING BUDGET

SUPPORTING SCHEDULES FOR REVENUES
FISCAL YEARS 2025, 2026, AND 2027

(Amounts in Thousands)

FUND: Grants Revenue — NO.: 080

REVENUE: Locally Generated Non-Tax — SCHEDULE NO.: IG-2

LINE NO. (1)	AGENCY / REVENUE SOURCE (2)	FY 2025 ACTUAL (3)	FISCAL 2026 ORIGINAL BUDGET (4)	FISCAL 2026 CURRENT ESTIMATE (5)	FY 2027 BUDGET (6)	OVER / (UNDER) FY 2026 AMOUNT (7)	OVER / (UNDER) FY 2026 % (8)
1	City Council	-	205	-	205	205	100.0%
2	Office of Innovation & Technology	44,328	62,826	62,393	47,500	(14,893)	-23.9%
3	Mayor's Office of Community Empowerment	376	325	325	869	544	167.4%
4	Managing Director	76,255	41,964	52,184	67,795	15,611	29.9%
5	Police	650	-	175	175	-	0.0%
6	Streets	169	2,489	2,489	4,800	2,311	92.8%
7	Fire	251	246	246	246	-	0.0%
8	Public Health	1,122	7,030	2,506	3,149	643	25.7%
9	Behavioral Health / Intellectual Disability	2,234	-	625	625	-	0.0%
10	Parks & Recreation	182	2,532	1,856	3,006	1,150	62.0%
11	Human Services	551	12,728	26,099	25,700	(399)	-1.5%
12	Homeless Services	148	-	-	-	-	n/a
13	Finance	(28,301)	-	-	-	-	n/a
14	Revenue	16,479	22,500	22,500	22,500	-	0.0%
15	Office of Sustainability	31	67	67	250	183	273.1%
16	Office of Education	-	2,517	-	-	-	n/a
17	Chief Administrator	-	-	-	200	200	100.0%
18	Register of Wills	-	850	850	850	-	0.0%
19	District Attorney	4,050	5,000	1,863	3,354	1,491	80.0%
20	Planning and Development	306	-	-	-	-	n/a
21	City Commissioners	50	-	-	-	-	n/a
22	Office of Public Safety	-	245	116	-	(116)	-100.0%
23	Sanitation	-	250	250	230	(20)	-8.0%
24	First Judicial District	(6,286)	9,150	9,150	9,150	-	0.0%
25	Total Locally Generated Non-Tax Revenues	112,595	170,924	183,694	190,604	6,910	3.8%

CITY OF PHILADELPHIA

FISCAL 2027 OPERATING BUDGET

SUPPORTING SCHEDULES FOR REVENUES
FISCAL YEARS 2025, 2026, AND 2027

(Amounts in Thousands)

FUND: Grants Revenue — NO.: 080

REVENUE: Revenue from Other Governments — SCHEDULE NO.: IG-3

LINE NO.	AGENCY / REVENUE SOURCE	FY 2025 ACTUAL	FISCAL 2026 ORIGINAL BUDGET	FISCAL 2026 CURRENT ESTIMATE	FY 2027 BUDGET	OVER / (UNDER) FY 2026 AMOUNT	OVER / (UNDER) FY 2026 %
(1)	(2)	(3)	(4)	(5)	(6)	(7)	(8)
	Office of Innovation & Technology						
1	Federal	-	2,833	-	-	-	n/a
2	State	179	500	500	620	120	24.0%
3	Other Governments	187	1,466	401	1,690	1,289	321.4%
4	Subtotal	366	4,799	901	2,310	1,409	156.4%
	Office of Education						
5	Federal	-	775	533	533	-	0.0%
6	Other Governments	-	-	2,517	2,728	211	8.4%
7	Subtotal	-	775	3,050	3,261	211	6.9%
	Mayor's Office of Community Empowerment						
8	Federal	11,128	38,076	38,076	38,966	890	2.3%
9	State	510	644	644	625	(19)	-3.0%
10	Subtotal	11,638	38,720	38,720	39,591	871	2.2%
	Managing Director						
11	Federal	56,072	3,165	28,834	51,616	22,782	79.0%
12	State	1,028	1,150	1,303	1,450	147	11.3%
13	Other Governments	3,203	2,639	2,919	20,880	17,961	615.3%
14	Subtotal	60,303	6,954	33,056	73,946	40,890	123.7%
	Police						
15	Federal	4,644	21,160	26,056	31,720	5,664	21.7%
16	State	3,780	27,500	8,712	8,712	-	0.0%
17	Subtotal	8,424	48,660	34,768	40,432	5,664	16.3%
	Streets						
18	Federal	883	428	2,428	590	(1,838)	-75.7%
19	State	10,153	79,370	79,370	57,570	(21,800)	-27.5%
20	Subtotal	11,036	79,798	81,798	58,160	(23,638)	-28.9%
	Fire						
21	Federal	12,257	27,196	27,196	28,871	1,675	6.2%
22	State	399	1,830	1,830	1,830	-	0.0%
23	Other Governments	2	5	4	4	-	0.0%
24	Subtotal	12,658	29,031	29,030	30,705	1,675	5.8%
	Public Health						
25	Federal	120,314	246,074	201,050	146,481	(54,569)	-27.1%
26	State	16,099	67,111	70,384	69,938	(446)	-0.6%
27	Other Governments	-	612	4,801	3,263	(1,538)	-32.0%
28	Subtotal	136,413	313,797	276,235	219,682	(56,553)	-20.5%
	Prisons						
29	Federal	-	-	135	136	1	0.7%

CITY OF PHILADELPHIA

FISCAL 2027 OPERATING BUDGET

SUPPORTING SCHEDULES FOR REVENUES
FISCAL YEARS 2025, 2026, AND 2027

(Amounts in Thousands)

FUND: Grants Revenue — NO.: 080

REVENUE: Revenue from Other Governments — SCHEDULE NO.: IG-3

LINE NO.	AGENCY / REVENUE SOURCE	FY 2025 ACTUAL	FISCAL 2026 ORIGINAL BUDGET	FISCAL 2026 CURRENT ESTIMATE	FY 2027 BUDGET	OVER / (UNDER) FY 2026 AMOUNT	OVER / (UNDER) FY 2026 %
(1)	(2)	(3)	(4)	(5)	(6)	(7)	(8)
	Behavioral Health / Intellectual Disability						
30	Federal	53,512	47,518	45,400	48,108	2,708	6.0%
31	State	218,913	261,710	256,261	267,643	11,382	4.4%
32	Other Governments	-	-	30	30	-	0.0%
33	Subtotal	272,425	309,228	301,691	315,781	14,090	4.7%
	Parks & Recreation						
34	Federal	4,132	14,085	7,370	8,625	1,255	17.0%
35	State	702	2,110	1,579	3,410	1,831	116.0%
36	Subtotal	4,834	16,195	8,949	12,035	3,086	34.5%
	Human Services						
37	Federal	119,763	161,692	161,288	138,461	(22,827)	-14.2%
38	State	424,615	571,024	575,268	623,413	48,145	8.4%
39	Other Governments	5,000	-	147	-	(147)	-100.0%
40	Subtotal	549,378	732,716	736,703	761,874	25,171	3.4%
	Office of Homeless Services						
41	Federal	20,225	34,960	28,627	38,830	10,203	35.6%
42	State	7,060	7,741	8,655	8,898	243	2.8%
43	Other Governments	786	1,800	2,585	3,300	715	27.7%
44	Subtotal	28,071	44,501	39,867	51,028	11,161	28.0%
	Finance						
45	Federal	439,673	30,000	19,757	19,782	25	0.1%
46	Other Governments	136	-	-	-	-	n/a
47	Provision for Other Grants	-	1,000,000	-	1,000,000	1,000,000	100.0%
48	Subtotal	439,809	1,030,000	19,757	1,019,782	1,000,025	5061.6%
	Revenue						
49	State	-	150	150	150	-	0.0%
	Commerce						
50	Federal	44	12,500	1,822	6,822	5,000	274.4%
51	State	-	-	1,200	1,200	-	0.0%
52	Subtotal	44	12,500	3,022	8,022	5,000	165.5%
	Office of Sustainability						
53	Federal	395	2,400	2,400	2,850	450	18.8%
	Free Library						
54	State	8,992	12,229	10,404	13,214	2,810	27.0%
	Office of Arts and Culture						
55	State	-	50	-	2,500	2,500	100.0%

CITY OF PHILADELPHIA

FISCAL 2027 OPERATING BUDGET

SUPPORTING SCHEDULES FOR REVENUES
FISCAL YEARS 2025, 2026, AND 2027

(Amounts in Thousands)

FUND: Grants Revenue — NO.: 080

REVENUE: Revenue from Other Governments — SCHEDULE NO.: IG-3

LINE NO.	AGENCY / REVENUE SOURCE	FY 2025 ACTUAL	FISCAL 2026 ORIGINAL BUDGET	FISCAL 2026 CURRENT ESTIMATE	FY 2027 BUDGET	OVER / (UNDER) FY 2026 AMOUNT	OVER / (UNDER) FY 2026 %
(1)	(2)	(3)	(4)	(5)	(6)	(7)	(8)
	Auditing						
56	Other Governments	286	300	300	300	-	0.0%
	Chief Administrator						
57	Federal	-	-	-	7,000	7,000	100.0%
	District Attorney						
58	Federal	9,692	8,368	5,954	5,790	(164)	-2.8%
59	State	3,947	7,300	5,236	6,341	1,105	21.1%
60	Other Governments	500	-	-	-	-	n/a
61	Subtotal	14,139	15,668	11,190	12,131	941	8.4%
	Planning and Development						
62	Federal	10,141	206,124	135,124	140,179	5,055	3.7%
63	State	-	5,000	5,000	5,000	-	0.0%
64	Subtotal	10,141	211,124	140,124	145,179	5,055	3.6%
	City Commissioners						
65	Federal	(50)	3,065	53	-	(53)	-100.0%
66	State	5,433	5,650	5,511	5,850	339	6.2%
67	Subtotal	5,383	8,715	5,564	5,850	286	5.1%
	Office of Public Safety						
68	Federal	-	12,018	417	10,168	9,751	2338.4%
69	State	-	15	-	-	-	n/a
70	Subtotal	-	12,033	417	10,168	9,751	2338.4%
	Sanitation						
71	Federal	-	233	233	34	(199)	-85.4%
72	State	-	8,454	6,719	8,942	2,223	33.1%
73	Subtotal	-	8,687	6,952	8,976	2,024	29.1%
	First Judicial District						
74	Federal	19,241	30,787	30,519	32,881	2,362	7.7%
75	State	9,500	14,286	14,554	14,554	-	0.0%
76	Subtotal	28,741	45,073	45,073	47,435	2,362	5.2%
77	Subtotal Revenue from Other Governments	1,603,476	2,984,103	1,830,256	2,892,498	1,062,242	58.0%
78	Federal	882,066	903,457	763,272	758,443	(4,829)	-0.6%
79	State	711,310	1,073,824	1,053,280	1,101,860	48,580	4.6%
80	Other Governments	10,100	6,822	13,704	32,195	18,491	134.9%
81	Standby Appropriations	-	1,000,000	-	1,000,000	1,000,000	100.0%
82	Total Revenue from Other Governments	1,603,476	2,984,103	1,830,256	2,892,498	1,062,242	58.0%

CITY OF PHILADELPHIA

FISCAL 2027 OPERATING BUDGET

SUMMARY OF OPERATING BUDGET
FISCAL YEARS 2025, 2026, AND 2027

(Amounts in Thousands)

FUND: Aviation | NO.: 090 | TABLE: IH

LINE NO.	ITEM	SUPP. SCHED. NO.	FY 2025 ACTUAL	FISCAL 2026 ORIGINAL BUDGET	FISCAL 2026 CURRENT ESTIMATE	FY 2027 BUDGET	OVER / (UNDER) FY 2026 AMOUNT	OVER / (UNDER) FY 2026 %
(1)	(2)	(3)	(4)	(5)	(6)	(7)	(8)	(9)
	OPERATIONS OF FISCAL YEAR							
	REVENUES							
1	Taxes		-	-	-	-	-	n/a
2	Locally Generated Non-Tax	IH-2	543,334	561,927	566,771	599,509	32,738	5.8%
3	Revenue from Other Governments	IH-3	14,007	-	800	-	(800)	-100.0%
4	Revenue from Other Funds of the City	IH-4	1,908	1,818	1,818	1,956	138	7.6%
5	Total - Revenue		559,249	563,745	569,389	601,465	32,076	5.6%
6	Other Sources		-	-	-	-	-	n/a
7	Total Revenue and Other Sources		559,249	563,745	569,389	601,465	32,076	5.6%
	OBLIGATIONS / APPROPRIATIONS							
8	Personal Services		99,861	108,524	111,411	119,604	8,193	7.4%
9	Personal Services - Pension Obligations		25,444	25,156	26,259	26,845	586	2.2%
10	Personal Services - Pension Obligation Bonds		5,137	4,961	4,961	5,184	223	4.5%
11	Personal Services - Pensions (Sales Tax)		-	-	-	-	-	n/a
12	Personal Services - Other Employee Benefits		26,170	31,726	31,725	34,009	2,284	7.2%
13	Subtotal - Employee Compensation		156,612	170,367	174,356	185,642	11,286	6.5%
14	Purchase of Services		148,698	182,061	182,061	184,618	2,557	1.4%
15	Materials, Supplies and Equipment		12,603	17,712	17,712	19,692	1,980	11.2%
16	Contributions, Indemnities and Taxes		6,825	10,312	10,312	11,362	1,050	10.2%
17	Debt Service		145,711	145,591	145,591	161,256	15,665	10.8%
18	Payments to Other Funds		12,259	38,019	38,019	38,019	-	0.0%
19	Advances & Misc. Pmts. Incl. Labor Reserve		-	-	-	-	-	n/a
20	Advances & Misc. Pmts. - Federal Reserve		-	-	-	-	-	n/a
21	Total Obligations / Appropriation		482,708	564,062	568,051	600,589	32,538	5.7%
22	Operating Surplus (Deficit) for Fiscal Year		76,541	(317)	1,338	876	(462)	-34.5%
	OPERATIONS IN RESPECT TO PRIOR FISCAL YEARS							
	Fund Balance Available for Appropriation							
23	June 30 of Prior Fiscal Year		444,303	475,178	532,993	549,331	16,338	3.1%
	Adjustments to Prior Fiscal Years Operations:							
24	Commitments Cancelled - Net		12,149	15,000	15,000	15,000	-	0.0%
25	Revenue Adjustments - Net		-	-	-	-	-	n/a
26	Prior Period Adjustments - Net		-	-	-	-	-	n/a
27	Other Adjustments - Net		-	-	-	-	-	n/a
28	Subtotal Net Adjustments		12,149	15,000	15,000	15,000	-	0.0%
	Adjusted Fund Balance June 30 or Prior							
29	Fiscal Year		456,452	490,178	547,993	564,331	16,338	3.0%
	Fund Balance Available for Appropriation							
30	June 30		532,993	489,861	549,331	565,207	15,876	2.9%

CITY OF PHILADELPHIA

FISCAL 2027 OPERATING BUDGET

SUPPORTING SCHEDULES FOR REVENUES
FISCAL YEARS 2025, 2026, AND 2027

(Amounts in Thousands)

FUND: Aviation — NO.: 090

REVENUE: Locally Generated Non-Tax — SCHEDULE NO.: IH-2

LINE NO.	AGENCY / REVENUE SOURCE	FY 2025 ACTUAL	FISCAL 2026 ORIGINAL BUDGET	FISCAL 2026 CURRENT ESTIMATE	FY 2027 BUDGET	OVER / (UNDER) FY 2026 AMOUNT	OVER / (UNDER) FY 2026 %
(1)	(2)	(3)	(4)	(5)	(6)	(7)	(8)
	Public Property						
1	Other	82	-	344	-	(344)	-100.0%
	Fleet Services						
2	Other	208	100	-	-	-	n/a
	Procurement						
3	Other	-	3	3	5	2	66.7%
	City Treasurer						
4	Interest Earnings	27,874	12,000	12,000	10,000	(2,000)	-16.7%
	Commerce - Division of Aviation						
5	Concessions	84,065	86,032	86,032	83,778	(2,254)	-2.6%
6	Space Rentals	159,821	191,381	193,681	202,524	8,843	4.6%
7	Landing Fees	104,821	103,206	105,506	121,770	16,264	15.4%
8	Parking	75,872	61,153	61,153	68,369	7,216	11.8%
9	Car Rentals	23,692	22,101	22,101	23,921	1,820	8.2%
10	Sale of Utilities	3,242	2,955	2,955	3,015	60	2.0%
11	International Terminal Charges	26,388	31,849	31,849	33,388	1,539	4.8%
12	Passenger Facility Charge	30,003	46,955	46,955	46,957	2	0.0%
13	Other	7,266	4,192	4,192	5,782	1,590	37.9%
14	Subtotal	515,170	549,824	554,424	589,504	35,080	6.3%
15	Total Locally Generated Non-Tax Revenues	543,334	561,927	566,771	599,509	32,738	5.8%

CITY OF PHILADELPHIA

FISCAL 2027 OPERATING BUDGET

SUPPORTING SCHEDULES FOR REVENUES
FISCAL YEARS 2025, 2026, AND 2027

(Amounts in Thousands)

FUND: Aviation — NO.: 090

REVENUE: Revenue from Other Governments — SCHEDULE NO.: IH-3

LINE NO.	AGENCY / REVENUE SOURCE	FY 2025	FISCAL 2026		FY 2027	OVER / (UNDER) FY 2026	
		ACTUAL	ORIGINAL BUDGET	CURRENT ESTIMATE	BUDGET	AMOUNT	%
(1)	(2)	(3)	(4)	(5)	(6)	(7)	(8)
	Department of Aviation						
	Federal:						
1	CRRSA/ARPA grants & Airport Security Projects	14,007	-	800	-	(800)	-100.0%
2	Total Revenue from Other Governments	14,007	-	800	-	(800)	-100.0%

CITY OF PHILADELPHIA

FISCAL 2027 OPERATING BUDGET

SUPPORTING SCHEDULES FOR REVENUES
FISCAL YEARS 2025, 2026, AND 2027

(Amounts in Thousands)

FUND: Aviation — NO.: 090

REVENUE: Revenue from Other Funds — SCHEDULE NO.: IH-4

LINE NO.	AGENCY / REVENUE SOURCE	FY 2025 ACTUAL	FISCAL 2026 ORIGINAL BUDGET	FISCAL 2026 CURRENT ESTIMATE	FY 2027 BUDGET	OVER / (UNDER) FY 2026 AMOUNT	OVER / (UNDER) FY 2026 %
(1)	(2)	(3)	(4)	(5)	(6)	(7)	(8)
	General Fund						
1	Services performed and cost borne by the Aviation Fund	1,813	1,718	1,718	1,856	138	8.0%
	Employee Benefits Fund						
2	Contribution to Aviation Fund	95	100	100	100	-	0.0%
3	Total Revenue from Other Funds	1,908	1,818	1,818	1,956	138	7.6%

CITY OF PHILADELPHIA

FISCAL 2027 OPERATING BUDGET

SUMMARY OF OPERATING BUDGET
FISCAL YEARS 2025, 2026, AND 2027

(Amounts in Thousands)

FUND: Community Development | NO.: 100 | TABLE: II

LINE NO. (1)	ITEM (2)	SUPP. SCHED. NO. (3)	FY 2025 ACTUAL (4)	FISCAL 2026 ORIGINAL BUDGET (5)	FISCAL 2026 CURRENT ESTIMATE (6)	FY 2027 BUDGET (7)	OVER / (UNDER) FY 2026 AMOUNT (8)	OVER / (UNDER) FY 2026 % (9)
	OPERATIONS OF FISCAL YEAR							
	REVENUES							
1	Taxes		-	-	-	-	-	n/a
2	Locally Generated Non-Tax	II-2	95	500	500	500	-	0.0%
3	Revenue from Other Governments	II-3	54,984	99,252	78,972	103,015	24,043	30.4%
4	Revenue from Other Funds of the City		-	-	-	-	-	n/a
5	Total - Revenue		55,079	99,752	79,472	103,515	24,043	30.3%
6	Other Sources		(2,881)	-	-	-	-	n/a
7	Total Revenue and Other Sources		52,198	99,752	79,472	103,515	24,043	30.3%
	OBLIGATIONS / APPROPRIATIONS							
8	Personal Services		4,888	9,123	8,843	9,457	614	6.9%
9	Personal Services - Pension Obligations		1,836	3,488	3,488	3,712	224	6.4%
10	Personal Services - Pension Obligation Bonds		380	749	749	797	48	6.4%
11	Personal Services - Pensions (Sales Tax)		-	-	-	-	-	n/a
12	Personal Services - Other Employee Benefits		1,495	2,859	2,859	3,044	185	6.5%
13	Subtotal - Employee Compensation		8,599	16,219	15,939	17,010	1,071	6.7%
14	Purchase of Services		37,685	63,244	63,244	66,266	3,022	4.8%
15	Materials, Supplies and Equipment		40	264	264	214	(50)	-18.9%
16	Contributions, Indemnities and Taxes		-	-	-	-	-	n/a
17	Debt Service		-	-	-	-	-	n/a
18	Payments to Other Funds		23	25	25	25	-	0.0%
19	Advances & Misc. Pmts. Incl. Labor Reserve		-	-	-	-	-	n/a
20	Adv. & Misc. Pmts. - Provisions for Unanticipated Grants		-	20,000	-	20,000	20,000	100.0%
21	Total Obligations / Appropriation		46,347	99,752	79,472	103,515	24,043	30.3%
22	Operating Surplus (Deficit) for Fiscal Year		5,851	-	-	-	-	n/a
	OPERATIONS IN RESPECT TO PRIOR FISCAL YEARS							
	Fund Balance Available for Appropriation							
23	June 30 of Prior Fiscal Year		(25,889)	-	(18,314)	-	18,314	100.0%
	Adjustments to Prior Fiscal Years Operations:							
24	Commitments Cancelled - Net		1,724	-	-	-	-	n/a
25	Revenue Adjustments - Net		-	-	-	-	-	n/a
26	Prior Period Adjustments - Net		-	-	18,314	-	(18,314)	-100.0%
27	Other Adjustments - Net		-	-	-	-	-	n/a
28	Subtotal Net Adjustments		1,724	-	18,314	-	(18,314)	-100.0%
	Adjusted Fund Balance June 30 or Prior							
29	Fiscal Year		(24,165)	-	-	-	-	n/a
	Fund Balance Available for Appropriation							
30	June 30		(18,314)	-	-	-	-	n/a

CITY OF PHILADELPHIA

FISCAL 2027 OPERATING BUDGET

SUPPORTING SCHEDULES FOR REVENUES
FISCAL YEARS 2025, 2026, AND 2027

(Amounts in Thousands)

FUND: Community Development — NO.: 100

REVENUE: Locally Generated Non-Tax — SCHEDULE NO.: II-2

LINE NO.	AGENCY / REVENUE SOURCE	FY 2025 ACTUAL	FISCAL 2026 ORIGINAL BUDGET	FISCAL 2026 CURRENT ESTIMATE	FY 2027 BUDGET	OVER / (UNDER) FY 2026 AMOUNT	OVER / (UNDER) FY 2026 %
(1)	(2)	(3)	(4)	(5)	(6)	(7)	(8)
	Planning & Development						
1	Program Income	95	500	500	500	-	0.0%
2	Total Locally Generated Non-Tax Revenue	95	500	500	500	-	0.0%

CITY OF PHILADELPHIA

FISCAL 2027 OPERATING BUDGET

SUPPORTING SCHEDULES FOR REVENUES
FISCAL YEARS 2025, 2026, AND 2027

(Amounts in Thousands)

FUND: Community Development — NO.: 100

REVENUE: Revenue from Other Governments — SCHEDULE NO.: II-3

LINE NO.	AGENCY / REVENUE SOURCE	FY 2025 ACTUAL	FISCAL 2026 ORIGINAL BUDGET	FISCAL 2026 CURRENT ESTIMATE	FY 2027 BUDGET	OVER / (UNDER) FY 2026 AMOUNT	OVER / (UNDER) FY 2026 %
(1)	(2)	(3)	(4)	(5)	(6)	(7)	(8)
	Licenses & Inspections						
	Federal:						
1	Community Development Block Grant	395	490	490	504	14	2.9%
	Finance						
	Federal:						
2	Community Development Block Grant	3,492	7,097	7,097	7,554	457	6.4%
	Commerce						
	Federal:						
3	Community Development Block Grant	6,964	20,405	20,124	19,351	(773)	-3.8%
	Law						
	Federal:						
4	Community Development Block Grant	123	196	196	217	21	10.7%
	Planning and Development						
	Federal:						
5	Community Development Block Grant	44,010	51,064	51,065	55,389	4,324	8.5%
6	Contingent C.D.B.G.	-	20,000	-	20,000	20,000	100.0%
7	Subtotal	44,010	71,064	51,065	75,389	24,324	47.6%
8	Total Revenue from Other Governments	54,984	99,252	78,972	103,015	24,043	30.4%

CITY OF PHILADELPHIA

FISCAL 2027 OPERATING BUDGET

SUMMARY OF OPERATING BUDGET
FISCAL YEARS 2025, 2026, AND 2027

(Amounts in Thousands)

FUND: Car Rental Tax | NO.: 110 | TABLE: IJ

LINE NO.	ITEM	SUPP. SCHED. NO.	FY 2025 ACTUAL	FISCAL 2026 ORIGINAL BUDGET	FISCAL 2026 CURRENT ESTIMATE	FY 2027 BUDGET	OVER / (UNDER) FY 2026 AMOUNT	OVER / (UNDER) FY 2026 %
(1)	(2)	(3)	(4)	(5)	(6)	(7)	(8)	(9)
	OPERATIONS OF FISCAL YEAR							
	REVENUES							
1	Taxes	IJ-1	7,444	7,800	7,500	7,600	100	1.3%
2	Locally Generated Non-Tax	IJ-2	330	200	200	200	-	0.0%
3	Revenue from Other Governments		-	-	-	-	-	n/a
4	Revenue from Other Funds of the City		-	-	-	-	-	n/a
5	Total - Revenue		7,774	8,000	7,700	7,800	100	1.3%
6	Other Sources		-	-	-	-	-	n/a
7	Total Revenue and Other Sources		7,774	8,000	7,700	7,800	100	1.3%
	OBLIGATIONS / APPROPRIATIONS							
8	Personal Services		-	-	-	-	-	n/a
9	Personal Services - Pension Obligations		-	-	-	-	-	n/a
10	Personal Services - Pension Obligation Bonds		-	-	-	-	-	n/a
11	Personal Services - Pensions (Sales Tax)		-	-	-	-	-	n/a
12	Personal Services - Other Employee Benefits		-	-	-	-	-	n/a
13	Subtotal - Employee Compensation		-	-	-	-	-	n/a
14	Purchase of Services		7,000	7,000	7,000	8,000	1,000	14.3%
15	Materials, Supplies and Equipment		-	-	-	-	-	n/a
16	Contributions, Indemnities and Taxes		-	-	-	-	-	n/a
17	Debt Service		-	-	-	-	-	n/a
18	Payments to Other Funds		-	-	-	-	-	n/a
19	Advances & Misc. Pmts. Incl. Labor Reserve		-	-	-	-	-	n/a
20	Advances & Misc. Pmts. - Federal Reserve		-	-	-	-	-	n/a
21	Total Obligations / Appropriation		7,000	7,000	7,000	8,000	1,000	14.3%
22	Operating Surplus (Deficit) for Fiscal Year		774	1,000	700	(200)	(900)	-128.6%
	OPERATIONS IN RESPECT TO PRIOR FISCAL YEARS							
	Fund Balance Available for Appropriation							
23	June 30 of Prior Fiscal Year		9,137	9,837	9,911	10,611	700	7.1%
	Adjustments to Prior Fiscal Years Operations:							
24	Commitments Cancelled - Net		-	-	-	-	-	n/a
25	Revenue Adjustments - Net		-	-	-	-	-	n/a
26	Prior Period Adjustments - Net		-	-	-	-	-	n/a
27	Other Adjustments - Net		-	-	-	-	-	n/a
28	Subtotal Net Adjustments		-	-	-	-	-	n/a
	Adjusted Fund Balance June 30 or Prior							
29	Fiscal Year		9,137	9,837	9,911	10,611	700	7.1%
	Fund Balance Available for Appropriation							
30	June 30		9,911	10,837	10,611	10,411	(200)	-1.9%

CITY OF PHILADELPHIA

FISCAL 2027 OPERATING BUDGET

SUPPORTING SCHEDULES FOR REVENUES
FISCAL YEARS 2025, 2026, AND 2027

(Amounts in Thousands)

FUND: Car Rental Tax — NO.: 110

REVENUE: Taxes — SCHEDULE NO.: IJ-1

LINE NO.	AGENCY / REVENUE SOURCE	FY 2025 ACTUAL	FISCAL 2026 ORIGINAL BUDGET	FISCAL 2026 CURRENT ESTIMATE	FY 2027 BUDGET	OVER / (UNDER) FY 2026 AMOUNT	OVER / (UNDER) FY 2026 %
(1)	(2)	(3)	(4)	(5)	(6)	(7)	(8)
	Revenue						
1	Car Rental Tax - Current	7,431	7,800	7,500	7,600	100	1.3%
2	Car Rental Tax - Prior	13	-	-	-	-	n/a
3	Subtotal	7,444	7,800	7,500	7,600	100	1.3%
4	Total Taxes	7,444	7,800	7,500	7,600	100	1.3%

CITY OF PHILADELPHIA

FISCAL 2027 OPERATING BUDGET

SUPPORTING SCHEDULES FOR REVENUES
FISCAL YEARS 2025, 2026, AND 2027

(Amounts in Thousands)

FUND: Car Rental Tax — NO.: 110

REVENUE: Locally Generated Non-Tax — SCHEDULE NO.: IJ-2

LINE NO.	AGENCY / REVENUE SOURCE	FY 2025 ACTUAL	FISCAL 2026 ORIGINAL BUDGET	FISCAL 2026 CURRENT ESTIMATE	FY 2027 BUDGET	OVER / (UNDER) FY 2026 AMOUNT	OVER / (UNDER) FY 2026 %
(1)	(2)	(3)	(4)	(5)	(6)	(7)	(8)
	City Treasurer						
1	Interest Earnings	330	200	200	200	-	0.0%
2	Total Locally Generated Non-Tax Revenues	330	200	200	200	-	0.0%

CITY OF PHILADELPHIA

FISCAL 2027 OPERATING BUDGET

SUMMARY OF OPERATING BUDGET
FISCAL YEARS 2025, 2026, AND 2027

(Amounts in Thousands)

FUND: Housing Trust | NO.: 120 | TABLE: IK

LINE NO. (1)	ITEM (2)	SUPP. SCHED. NO. (3)	FY 2025 ACTUAL (4)	FISCAL 2026 ORIGINAL BUDGET (5)	FISCAL 2026 CURRENT ESTIMATE (6)	FY 2027 BUDGET (7)	OVER / (UNDER) FY 2026 AMOUNT (8)	OVER / (UNDER) FY 2026 % (9)
	OPERATIONS OF FISCAL YEAR							
	REVENUES							
1	Taxes		-	-	-	-	-	n/a
2	Locally Generated Non-Tax	IK-2	17,320	17,075	15,790	16,150	360	2.3%
3	Revenue from Other Governments		-	-	-	-	-	n/a
4	Revenue from Other Funds of the City	IK-4	31,391	33,753	34,044	35,494	1,450	4.3%
5	Total - Revenue		48,711	50,828	49,834	51,644	1,810	3.6%
6	Other Sources		-	-	-	-	-	n/a
7	Total Revenue and Other Sources		48,711	50,828	49,834	51,644	1,810	3.6%
	OBLIGATIONS / APPROPRIATIONS							
8	Personal Services		3,965	4,535	2,750	4,536	1,786	64.9%
9	Personal Services - Pension Obligations		-	850	379	555	176	46.4%
10	Personal Services - Pension Obligation Bonds		-	200	106	150	44	41.5%
11	Personal Services - Pensions (Sales Tax)		-	-	-	-	-	n/a
12	Personal Services - Other Employee Benefits		-	1,116	769	1,461	692	90.0%
13	Subtotal - Employee Compensation		3,965	6,701	4,004	6,702	2,698	67.4%
14	Purchase of Services		53,310	65,211	65,211	67,868	2,657	4.1%
15	Materials, Supplies and Equipment		-	150	150	150	-	0.0%
16	Contributions, Indemnities and Taxes		-	-	-	-	-	n/a
17	Debt Service		-	-	-	-	-	n/a
18	Payments to Other Funds		-	-	-	-	-	n/a
19	Advances & Misc. Pmts. Incl. Labor Reserve		-	-	-	-	-	n/a
20	Advances & Misc. Pmts. - Federal Reserve		-	-	-	-	-	n/a
21	Total Obligations / Appropriation		57,275	72,062	69,365	74,720	5,355	7.7%
22	Operating Surplus (Deficit) for Fiscal Year		(8,564)	(21,234)	(19,531)	(23,076)	(3,545)	-18.2%
	OPERATIONS IN RESPECT TO PRIOR FISCAL YEARS							
	Fund Balance Available for Appropriation							
23	June 30 of Prior Fiscal Year		13,033	7,874	8,636	5,966	(2,670)	-30.9%
	Adjustments to Prior Fiscal Years Operations:							
24	Commitments Cancelled - Net		4,167	20,002	16,861	20,000	3,139	18.6%
25	Revenue Adjustments - Net		-	-	-	-	-	n/a
26	Prior Period Adjustments - Net		-	-	-	-	-	n/a
27	Other Adjustments - Net		-	-	-	-	-	n/a
28	Subtotal Net Adjustments		4,167	20,002	16,861	20,000	3,139	18.6%
	Adjusted Fund Balance June 30 or Prior							
29	Fiscal Year		17,200	27,876	25,497	25,966	469	1.8%
	Fund Balance Available for Appropriation							
30	June 30		8,636	6,642	5,966	2,890	(3,076)	-51.6%

CITY OF PHILADELPHIA

FISCAL 2027 OPERATING BUDGET

SUPPORTING SCHEDULES FOR REVENUES
FISCAL YEARS 2025, 2026, AND 2027

(Amounts in Thousands)

FUND: Housing Trust — NO.: 120

REVENUE: Locally Generated Non-Tax — SCHEDULE NO.: IK-2

LINE NO.	AGENCY / REVENUE SOURCE	FY 2025	FISCAL 2026		FY 2027	OVER / (UNDER) FY 2026	
		ACTUAL	ORIGINAL BUDGET	CURRENT ESTIMATE	BUDGET	AMOUNT	%
(1)	(2)	(3)	(4)	(5)	(6)	(7)	(8)
	Records						
1	Recording of Legal Instruments	11,208	11,355	12,070	12,430	360	3.0%
	City Treasurer						
2	Interest Earnings	5,147	5,060	3,060	3,060	-	0.0%
	Planning and Development						
3	Zoning Permits	965	660	660	660	-	0.0%
4	Total Locally Generated Non-Tax Revenues	17,320	17,075	15,790	16,150	360	2.3%

CITY OF PHILADELPHIA

FISCAL 2027 OPERATING BUDGET

SUPPORTING SCHEDULES FOR REVENUES
FISCAL YEARS 2025, 2026, AND 2027

(Amounts in Thousands)

FUND: Housing Trust — NO.: 120

REVENUE: Revenue from Other Funds — SCHEDULE NO.: IK-4

LINE NO.	AGENCY / REVENUE SOURCE	FY 2025	FISCAL 2026		FY 2027	OVER / (UNDER) FY 2026	
		ACTUAL	ORIGINAL BUDGET	CURRENT ESTIMATE	BUDGET	AMOUNT	%
(1)	(2)	(3)	(4)	(5)	(6)	(7)	(8)
	General Fund						
1	Contribution to Housing Trust Fund	31,391	33,753	34,044	35,494	1,450	4.3%
2	Total Revenue from Other Funds	31,391	33,753	34,044	35,494	1,450	4.3%

CITY OF PHILADELPHIA

FISCAL 2027 OPERATING BUDGET

SUMMARY OF OPERATING BUDGET
FISCAL YEARS 2025, 2026, AND 2027

(Amounts in Thousands)

FUND: Acute Care Hospital Assessment | NO. 140 | TABLE IL

LINE NO.	ITEM	SUPP. SCHED. NO.	FY 2025 ACTUAL	FISCAL 2026 ORIGINAL BUDGET	FISCAL 2026 CURRENT ESTIMATE	FY 2027 BUDGET	OVER / (UNDER) FY 2026 AMOUNT	OVER / (UNDER) FY 2026 %
(1)	(2)	(3)	(4)	(5)	(6)	(7)	(8)	(9)
	OPERATIONS OF FISCAL YEAR							
	REVENUES							
1	Taxes	IL-1	263,821	250,000	271,755	287,689	15,934	5.9%
2	Locally Generated Non-Tax		-	-	-	-	-	n/a
3	Revenue from Other Governments		-	-	-	-	-	n/a
4	Revenue from Other Funds of the City		-	-	-	-	-	n/a
5	Total - Revenue		263,821	250,000	271,755	287,689	15,934	5.9%
6	Other Sources		(1,152)	-	-	-	-	n/a
7	Total Revenue and Other Sources		262,669	250,000	271,755	287,689	15,934	5.9%
	OBLIGATIONS / APPROPRIATIONS							
8	Personal Services		6,727	10,095	10,095	9,959	(136)	-1.3%
9	Personal Services - Pension Obligations		-	30	30	30	-	0.0%
10	Personal Services - Pension Obligation Bonds		-	12	12	12	-	0.0%
11	Personal Services - Pensions (Sales Tax)		-	-	-	-	-	n/a
12	Personal Services - Other Employee Benefits		286	244	244	244	-	0.0%
13	Subtotal - Employee Compensation		7,013	10,381	10,381	10,245	(136)	-1.3%
14	Purchase of Services		257,869	242,100	270,399	271,354	955	0.4%
15	Materials, Supplies and Equipment		914	1,091	1,091	1,091	-	0.0%
16	Contributions, Indemnities and Taxes		-	-	-	-	-	n/a
17	Debt Service		-	-	-	-	-	n/a
18	Payments to Other Funds		4,500	4,500	4,500	4,500	-	0.0%
19	Advances & Misc. Pmts. Incl. Labor Reserve		-	-	-	-	-	n/a
20	Advances & Misc. Pmts. - Federal Reserve		-	-	-	-	-	n/a
21	Total Obligations / Appropriation		270,296	258,072	286,371	287,190	819	0.3%
22	Operating Surplus (Deficit) for Fiscal Year		(7,627)	(8,072)	(14,616)	499	15,115	103.4%
	OPERATIONS IN RESPECT TO PRIOR FISCAL YEARS							
	Fund Balance Available for Appropriation							
23	June 30 of Prior Fiscal Year		20,164	16,322	12,616	-	(12,616)	-100.0%
	Adjustments to Prior Fiscal Years Operations:							
24	Commitments Cancelled - Net		79	2,000	2,000	2,000	-	0.0%
25	Revenue Adjustments - Net		-	-	-	-	-	n/a
26	Prior Period Adjustments - Net		-	-	-	-	-	n/a
27	Other Adjustments - Net		-	-	-	-	-	n/a
28	Subtotal Net Adjustments		79	2,000	2,000	2,000	-	0.0%
	Adjusted Fund Balance June 30 or Prior							
29	Fiscal Year		20,243	18,322	14,616	2,000	(12,616)	-86.3%
	Fund Balance Available for Appropriation							
30	June 30		12,616	10,250	-	2,499	2,499	100.0%

CITY OF PHILADELPHIA

FISCAL 2027 OPERATING BUDGET

SUPPORTING SCHEDULES FOR REVENUES
FISCAL YEARS 2025, 2026, AND 2027

(Amounts in Thousands)

FUND: Acute Care Hospital Assessment — NO.: 140

REVENUE: Taxes — SCHEDULE NO.: IL-1

LINE NO.	AGENCY / REVENUE SOURCE	FY 2025 ACTUAL	FISCAL 2026 ORIGINAL BUDGET	FISCAL 2026 CURRENT ESTIMATE	FY 2027 BUDGET	OVER / (UNDER) FY 2026 AMOUNT	OVER / (UNDER) FY 2026 %
(1)	(2)	(3)	(4)	(5)	(6)	(7)	(8)
	Revenue						
1	Acute Care Hospital Assessment - Current	263,821	250,000	271,755	287,689	15,934	5.9%
2	Acute Care Hospital Assessment - Prior	-	-	-	-	-	n/a
3	Subtotal	263,821	250,000	271,755	287,689	15,934	5.9%
4	Total Taxes	263,821	250,000	271,755	287,689	15,934	5.9%

CITY OF PHILADELPHIA

FISCAL 2027 OPERATING BUDGET

SUMMARY OF OPERATING BUDGET
FISCAL YEARS 2025, 2026, AND 2027

(Amounts in Thousands)

FUND: Philadelphia County Demolition | NO. 150 | TABLE IM

LINE NO.	ITEM	SUPP. SCHED. NO.	FY 2025 ACTUAL	FISCAL 2026 ORIGINAL BUDGET	FISCAL 2026 CURRENT ESTIMATE	FY 2027 BUDGET	OVER / (UNDER) FY 2026 AMOUNT	OVER / (UNDER) FY 2026 %
(1)	(2)	(3)	(4)	(5)	(6)	(7)	(8)	(9)
	OPERATIONS OF FISCAL YEAR							
	REVENUES							
1	Taxes		-	-	-	-	-	n/a
2	Locally Generated Non-Tax	IM-2	1,173	1,000	1,000	1,000	-	0.0%
3	Revenue from Other Governments		-	-	-	-	-	n/a
4	Revenue from Other Funds of the City		-	-	-	-	-	n/a
5	Total - Revenue		1,173	1,000	1,000	1,000	-	0.0%
6	Other Sources		-	-	-	-	-	n/a
7	Total Revenue and Other Sources		1,173	1,000	1,000	1,000	-	0.0%
	OBLIGATIONS / APPROPRIATIONS							
8	Personal Services		-	-	-	-	-	n/a
9	Personal Services - Pension Obligations		-	-	-	-	-	n/a
10	Personal Services - Pension Obligation Bonds		-	-	-	-	-	n/a
11	Personal Services - Pensions (Sales Tax)		-	-	-	-	-	n/a
12	Personal Services - Other Employee Benefits		-	-	-	-	-	n/a
13	Subtotal - Employee Compensation		-	-	-	-	-	n/a
14	Purchase of Services		1,000	1,000	1,000	1,000	-	0.0%
15	Materials, Supplies and Equipment		-	-	-	-	-	n/a
16	Contributions, Indemnities and Taxes		-	-	-	-	-	n/a
17	Debt Service		-	-	-	-	-	n/a
18	Payments to Other Funds		-	-	-	-	-	n/a
19	Advances & Misc. Pmts. Incl. Labor Reserve		-	-	-	-	-	n/a
20	Advances & Misc. Pmts. - Federal Reserve		-	-	-	-	-	n/a
21	Total Obligations / Appropriation		1,000	1,000	1,000	1,000	-	0.0%
22	Operating Surplus (Deficit) for Fiscal Year		173	-	-	-	-	n/a
	OPERATIONS IN RESPECT TO PRIOR FISCAL YEARS							
	Fund Balance Available for Appropriation							
23	June 30 of Prior Fiscal Year		399	399	572	572	-	0.0%
	Adjustments to Prior Fiscal Years Operations:							
24	Commitments Cancelled - Net		-	-	-	-	-	n/a
25	Revenue Adjustments - Net		-	-	-	-	-	n/a
26	Prior Period Adjustments - Net		-	-	-	-	-	n/a
27	Other Adjustments - Net		-	-	-	-	-	n/a
28	Subtotal Net Adjustments		-	-	-	-	-	n/a
	Adjusted Fund Balance June 30 or Prior							
29	Fiscal Year		399	399	572	572	-	0.0%
	Fund Balance Available for Appropriation							
30	June 30		572	399	572	572	-	0.0%

CITY OF PHILADELPHIA

FISCAL 2027 OPERATING BUDGET

SUPPORTING SCHEDULES FOR REVENUES
FISCAL YEARS 2025, 2026, AND 2027

(Amounts in Thousands)

FUND: Philadelphia County Demolition — NO.: 02-150

REVENUE: Locally Generated Non-Tax — SCHEDULE NO.: IM-2

LINE NO.	AGENCY / REVENUE SOURCE	FY 2025 ACTUAL	FISCAL 2026 ORIGINAL BUDGET	FISCAL 2026 CURRENT ESTIMATE	FY 2027 BUDGET	OVER / (UNDER) FY 2026 AMOUNT	OVER / (UNDER) FY 2026 %
(1)	(2)	(3)	(4)	(5)	(6)	(7)	(8)
	Records						
1	Demolition Fee	1,173	1,000	1,000	1,000	-	0.0%
2	Total Locally Generated Non-Tax Revenues	1,173	1,000	1,000	1,000	-	0.0%

CITY OF PHILADELPHIA

FISCAL 2027 OPERATING BUDGET

SUMMARY OF OPERATING BUDGET
FISCAL YEARS 2025, 2026, AND 2027

(Amounts in Thousands)

FUND: Transportation | NO.: 170 | TABLE: IN

LINE NO.	ITEM	SUPP. SCHED. NO.	FY 2025 ACTUAL	FISCAL 2026 ORIGINAL BUDGET	FISCAL 2026 CURRENT ESTIMATE	FY 2027 BUDGET	OVER / (UNDER) FY 2026 AMOUNT	OVER / (UNDER) FY 2026 %
(1)	(2)	(3)	(4)	(5)	(6)	(7)	(8)	(9)
	OPERATIONS OF FISCAL YEAR							
	REVENUES							
1	Taxes	IN-1	109,831	115,795	115,916	120,193	4,277	3.7%
2	Locally Generated Non-Tax	IN-2	16,654	14,840	12,340	14,050	1,710	13.9%
3	Revenue from Other Governments	IN-3	3,103	3,325	3,140	3,325	185	5.9%
4	Revenue from Other Funds of the City	IN-4	-	-	55,000	-	(55,000)	-100.0%
5	Total - Revenue		129,588	133,960	186,396	137,568	(48,828)	-26.2%
6	Other Sources		-	-	-	-	-	n/a
7	Total Revenue and Other Sources		129,588	133,960	186,396	137,568	(48,828)	-26.2%
	OBLIGATIONS / APPROPRIATIONS							
8	Personal Services		51,068	53,820	60,246	58,491	(1,755)	-2.9%
9	Personal Services - Pension Obligations		18,800	19,254	19,743	20,137	394	2.0%
10	Personal Services - Pension Obligation Bonds		1,919	3,759	3,759	3,942	183	4.9%
11	Personal Services - Pensions (Sales Tax)		-	-	-	-	-	n/a
12	Personal Services - Other Employee Benefits		12,378	25,884	24,348	25,820	1,472	6.0%
13	Subtotal - Employee Compensation		84,165	102,717	108,096	108,390	294	0.3%
14	Purchase of Services		13,684	13,991	65,391	16,491	(48,900)	-74.8%
15	Materials, Supplies and Equipment		10,451	11,640	12,931	11,966	(965)	-7.5%
16	Contributions, Indemnities and Taxes		12,971	15,000	13,000	15,000	2,000	15.4%
17	Debt Service		-	-	-	-	-	n/a
18	Payments to Other Funds		5,130	2,102	718	625	(93)	-13.0%
19	Advances & Misc. Pmts. Incl. Labor Reserve		-	380	-	-	-	n/a
20	Advances & Misc. Pmts. - Federal Reserve		-	-	-	-	-	n/a
21	Total Obligations / Appropriation		126,401	145,830	200,136	152,472	(47,664)	-23.8%
22	Operating Surplus (Deficit) for Fiscal Year		3,187	(11,870)	(13,740)	(14,904)	(1,164)	-8.5%
	OPERATIONS IN RESPECT TO PRIOR FISCAL YEARS							
	Fund Balance Available for Appropriation							
23	June 30 of Prior Fiscal Year		18,943	17,142	22,757	11,517	(11,240)	-49.4%
	Adjustments to Prior Fiscal Years Operations:							
24	Commitments Cancelled - Net		627	2,500	2,500	5,272	2,772	110.9%
25	Revenue Adjustments - Net		-	-	-	-	-	n/a
26	Prior Period Adjustments - Net		-	-	-	-	-	n/a
27	Other Adjustments - Net		-	-	-	-	-	n/a
28	Subtotal Net Adjustments		627	2,500	2,500	5,272	2,772	110.9%
	Adjusted Fund Balance June 30 or Prior							
29	Fiscal Year		19,570	19,642	25,257	16,789	(8,468)	-33.5%
	Fund Balance Available for Appropriation							
30	June 30		22,757	7,772	11,517	1,885	(9,632)	-83.6%

CITY OF PHILADELPHIA

FISCAL 2027 OPERATING BUDGET

SUPPORTING SCHEDULES FOR REVENUES
FISCAL YEARS 2025, 2026, AND 2027

(Amounts in Thousands)

FUND: Transportation — NO.: 170

REVENUE: Taxes — SCHEDULE NO.: IN-1

LINE NO.	AGENCY / REVENUE SOURCE	FY 2025 ACTUAL	FISCAL 2026 ORIGINAL BUDGET	FISCAL 2026 CURRENT ESTIMATE	FY 2027 BUDGET	OVER / (UNDER) FY 2026 AMOUNT	OVER / (UNDER) FY 2026 %
(1)	(2)	(3)	(4)	(5)	(6)	(7)	(8)
	Revenue						
1	Parking Tax - Current	106,831	113,195	112,716	116,993	4,277	3.8%
2	Parking Tax - Prior	449	-	600	600	-	0.0%
3	Subtotal	107,280	113,195	113,316	117,593	4,277	3.8%
4	Valet Parking Tax - Current	2,487	2,600	2,600	2,600	-	0.0%
5	Valet Parking Tax - Prior	64	-	-	-	-	n/a
6	Subtotal	2,551	2,600	2,600	2,600	-	0.0%
7	Total Taxes	109,831	115,795	115,916	120,193	4,277	3.7%

CITY OF PHILADELPHIA

FISCAL 2027 OPERATING BUDGET

SUPPORTING SCHEDULES FOR REVENUES
FISCAL YEARS 2025, 2026, AND 2027

(Amounts in Thousands)

FUND: Transportation — NO.: 170

REVENUE: Locally Generated Non-Tax — SCHEDULE NO.: IN-2

LINE NO.	AGENCY / REVENUE SOURCE	FY 2025	FISCAL 2026		FY 2027	OVER / (UNDER) FY 2026	
		ACTUAL	ORIGINAL BUDGET	CURRENT ESTIMATE	BUDGET	AMOUNT	%
(1)	(2)	(3)	(4)	(5)	(6)	(7)	(8)
	Streets						
1	Survey Charges	622	875	875	875	-	0.0%
2	Street Permits	7,324	8,440	6,940	7,150	210	3.0%
3	Right of Way Fees	6,985	5,500	4,500	6,000	1,500	33.3%
4	Other	1,723	25	25	25	-	0.0%
5	Subtotal	16,654	14,840	12,340	14,050	1,710	13.9%
6	Total Locally Generated Non-Tax Revenues	16,654	14,840	12,340	14,050	1,710	13.9%

CITY OF PHILADELPHIA

FISCAL 2027 OPERATING BUDGET

SUPPORTING SCHEDULES FOR REVENUES
FISCAL YEARS 2025, 2026, AND 2027

(Amounts in Thousands)

FUND: Transportation — NO.: 170

REVENUE: Revenue from Other Governments — SCHEDULE NO.: IN-3

LINE NO.	AGENCY / REVENUE SOURCE	FY 2025 ACTUAL	FISCAL 2026 ORIGINAL BUDGET	FISCAL 2026 CURRENT ESTIMATE	FY 2027 BUDGET	OVER / (UNDER) FY 2026 AMOUNT	OVER / (UNDER) FY 2026 %
(1)	(2)	(3)	(4)	(5)	(6)	(7)	(8)
	Streets						
	Federal:						
1	Highways	301	350	350	350	-	0.0%
2	Bridge Design	80	215	215	215	-	0.0%
3	Delaware Valley Reg. Planning Comm.	-	185	-	185	185	100.0%
	State:						
4	Snow Removal	2,500	2,500	2,500	2,500	-	0.0%
5	PennDOT Bridge Design	25	50	50	50	-	0.0%
6	PennDOT Highways	-	25	25	25	-	0.0%
7	Subtotal	2,906	3,325	3,140	3,325	185	5.9%
8	Fund Balance Adjustment	197	-	-	-	-	n/a
9	Total Revenue from Other Governments	3,103	3,325	3,140	3,325	185	5.9%

CITY OF PHILADELPHIA

FISCAL 2027 OPERATING BUDGET

SUPPORTING SCHEDULES FOR REVENUES
FISCAL YEARS 2025, 2026, AND 2027

(Amounts in Thousands)

FUND: Transportation — NO.: 170

REVENUE: Revenue from Other Funds — SCHEDULE NO.: IN-4

LINE NO.	AGENCY / REVENUE SOURCE	FY 2025	FISCAL 2026		FY 2027	OVER / (UNDER) FY 2026	
		ACTUAL	ORIGINAL BUDGET	CURRENT ESTIMATE	BUDGET	AMOUNT	%
(1)	(2)	(3)	(4)	(5)	(6)	(7)	(8)
	General Fund						
1	Contribution to the Transportation Fund*	-	-	55,000	-	(55,000)	-100.0%
2	Total Revenue from Other Funds	-	-	55,000	-	(55,000)	-100.0%

*Note: Due to unusually high snow costs incurred during the FY26 winter season $55M was transferred to the Transportation Fund.

CITY OF PHILADELPHIA

FISCAL 2027 OPERATING BUDGET

SUMMARY OF OPERATING BUDGET
FISCAL YEARS 2025, 2026, AND 2027

(Amounts in Thousands)

FUND: Budget Stabilization | NO.: 011 | TABLE: IO

LINE NO. (1)	ITEM (2)	SUPP. SCHED. NO. (3)	FY 2025 ACTUAL (4)	FISCAL 2026 ORIGINAL BUDGET (5)	FISCAL 2026 CURRENT ESTIMATE (6)	FY 2027 BUDGET (7)	OVER / (UNDER) FY 2026 AMOUNT (8)	OVER / (UNDER) FY 2026 % (9)
	OPERATIONS OF FISCAL YEAR							
	REVENUES							
1	Taxes		-	-	-	-	-	n/a
2	Locally Generated Non-Tax	IO-2	7,800	5,000	5,000	5,000	-	0.0%
3	Revenue from Other Governments		-	-	-	-	-	n/a
4	Revenue from Other Funds of the City	IO-4	58,291	58,860	58,860	53,455	(5,405)	-9.2%
5	Total - Revenue		66,091	63,860	63,860	58,455	(5,405)	-8.5%
6	Other Sources		-	-	-	-	-	n/a
7	Total Revenue and Other Sources		66,091	63,860	63,860	58,455	(5,405)	-8.5%
	OBLIGATIONS / APPROPRIATIONS							
8	Personal Services		-	-	-	-	-	n/a
9	Personal Services - Pension Obligations		-	-	-	-	-	n/a
10	Personal Services - Pension Obligation Bonds		-	-	-	-	-	n/a
11	Personal Services - Pensions (Sales Tax)		-	-	-	-	-	n/a
12	Personal Services - Other Employee Benefits		-	-	-	-	-	n/a
13	Subtotal - Employee Compensation		-	-	-	-	-	n/a
14	Purchase of Services		-	-	-	-	-	n/a
15	Materials, Supplies and Equipment		-	-	-	-	-	n/a
16	Contributions, Indemnities and Taxes		-	-	-	-	-	n/a
17	Debt Service		-	-	-	-	-	n/a
18	Payments to Other Funds		-	-	-	-	-	n/a
19	Advances & Misc. Pmts. Incl. Labor Reserve		-	-	-	-	-	n/a
20	Advances & Misc. Pmts. - Federal Reserve		-	-	-	-	-	n/a
21	Total Obligations / Appropriation		-	-	-	-	-	n/a
22	Operating Surplus (Deficit) for Fiscal Year		66,091	63,860	63,860	58,455	(5,405)	-8.5%
	OPERATIONS IN RESPECT TO PRIOR FISCAL YEARS							
	Fund Balance Available for Appropriation							
23	June 30 of Prior Fiscal Year		112,799	176,090	178,890	242,750	63,860	35.7%
	Adjustments to Prior Fiscal Years Operations:							
24	Commitments Cancelled - Net		-	-	-	-	-	n/a
25	Revenue Adjustments - Net		-	-	-	-	-	n/a
26	Prior Period Adjustments - Net		-	-	-	-	-	n/a
27	Other Adjustments - Net		-	-	-	-	-	n/a
28	Subtotal Net Adjustments		-	-	-	-	-	n/a
	Adjusted Fund Balance June 30 of Prior							
29	Fiscal Year		112,799	176,090	178,890	242,750	63,860	35.7%
	Fund Balance Available for Appropriation							
30	June 30		178,890	239,950	242,750	301,205	58,455	24.1%

CITY OF PHILADELPHIA

FISCAL 2027 OPERATING BUDGET

SUPPORTING SCHEDULES FOR REVENUES
FISCAL YEARS 2025, 2026, AND 2027

(Amounts in Thousands)

FUND: Budget Stabilization — NO.: 01-011

REVENUE: Locally Generated Non-Tax — SCHEDULE NO.: IO-2

LINE NO.	AGENCY / REVENUE SOURCE	FY 2025	FISCAL 2026		FY 2027	OVER / (UNDER) FY 2026	
		ACTUAL	ORIGINAL BUDGET	CURRENT ESTIMATE	BUDGET	AMOUNT	%
(1)	(2)	(3)	(4)	(5)	(6)	(7)	(8)
	City Treasurer						
1	Interest Earnings	7,800	5,000	5,000	5,000	-	0.0%
2	Total Locally Generated Non-Tax Revenues	7,800	5,000	5,000	5,000	-	0.0%

CITY OF PHILADELPHIA

FISCAL 2027 OPERATING BUDGET

SUPPORTING SCHEDULES FOR REVENUES
FISCAL YEARS 2025, 2026, AND 2027

(Amounts in Thousands)

FUND: Budget Stabilization — NO.: 01-011

REVENUE: Revenue from Other Funds — SCHEDULE NO.: IO-4

LINE NO.	AGENCY / REVENUE SOURCE	FY 2025	FISCAL 2026		FY 2027	OVER / (UNDER) FY 2026	
		ACTUAL	ORIGINAL BUDGET	CURRENT ESTIMATE	BUDGET	AMOUNT	%
(1)	(2)	(3)	(4)	(5)	(6)	(7)	(8)
	General Fund						
1	Contribution to Budget Stabilization Fund	58,291	58,860	58,860	53,455	(5,405)	-9.2%
2	Total Revenue from Other Funds	58,291	58,860	58,860	53,455	(5,405)	-9.2%

CITY OF PHILADELPHIA

FISCAL 2027 OPERATING BUDGET

SUMMARY OF OPERATING BUDGET
FISCAL YEARS 2025, 2026, AND 2027

(Amounts in Thousands)

FUND: Water Residual | NO.: 690 | TABLE: IP

LINE NO. (1)	ITEM (2)	SUPP. SCHED. NO. (3)	FY 2025 ACTUAL (4)	FISCAL 2026 ORIGINAL BUDGET (5)	FISCAL 2026 CURRENT ESTIMATE (6)	FY 2027 BUDGET (7)	OVER / (UNDER) FY 2026 AMOUNT (8)	OVER / (UNDER) FY 2026 % (9)
	OPERATIONS OF FISCAL YEAR							
	REVENUES							
1	Taxes		-	-	-	-	-	n/a
2	Locally Generated Non-Tax	IP-2	1,257	-	1,300	1,300	-	0.0%
3	Revenue from Other Governments		-	-	-	-	-	n/a
4	Revenue from Other Funds of the City	IP-4	40,996	32,000	32,000	32,000	-	0.0%
5	Total - Revenue		42,253	32,000	33,300	33,300	-	0.0%
6	Other Sources		-	-	-	-	-	n/a
7	Total Revenue and Other Sources		42,253	32,000	33,300	33,300	-	0.0%
	OBLIGATIONS / APPROPRIATIONS							
8	Personal Services		-	-	-	-	-	n/a
9	Personal Services - Pension Obligations		-	-	-	-	-	n/a
10	Personal Services - Pension Obligation Bonds		-	-	-	-	-	n/a
11	Personal Services - Pensions (Sales Tax)		-	-	-	-	-	n/a
12	Personal Services - Other Employee Benefits		-	-	-	-	-	n/a
13	Subtotal - Employee Compensation		-	-	-	-	-	n/a
14	Purchase of Services		8,000	8,000	8,000	8,000	-	0.0%
15	Materials, Supplies and Equipment		-	8,000	8,000	8,000	-	0.0%
16	Contributions, Indemnities and Taxes		-	-	-	-	-	n/a
17	Debt Service		-	-	-	-	-	n/a
18	Payments to Other Funds		32,996	16,994	16,994	16,994	-	0.0%
19	Advances & Misc. Pmts. Incl. Labor Reserve		-	-	-	-	-	n/a
20	Advances & Misc. Pmts. - Federal Reserve		-	-	-	-	-	n/a
21	Total Obligations / Appropriation		40,996	32,994	32,994	32,994	-	0.0%
22	Operating Surplus (Deficit) for Fiscal Year		1,257	(994)	306	306	-	0.0%
	OPERATIONS IN RESPECT TO PRIOR FISCAL YEARS							
	Fund Balance Available for Appropriation							
23	June 30 of Prior Fiscal Year		30,855	29,861	32,112	32,418	306	1.0%
	Adjustments to Prior Fiscal Years Operations:							
24	Commitments Cancelled - Net		-	-	-	-	-	n/a
25	Revenue Adjustments - Net		-	-	-	-	-	n/a
26	Prior Period Adjustments - Net		-	-	-	-	-	n/a
27	Other Adjustments - Net		-	-	-	-	-	n/a
28	Subtotal Net Adjustments		-	-	-	-	-	n/a
	Adjusted Fund Balance June 30 or Prior							
29	Fiscal Year		30,855	29,861	32,112	32,418	306	1.0%
	Fund Balance Available for Appropriation							
30	June 30		32,112	28,867	32,418	32,724	306	0.9%

CITY OF PHILADELPHIA

FISCAL 2027 OPERATING BUDGET

SUPPORTING SCHEDULES FOR REVENUES
FISCAL YEARS 2025, 2026, AND 2027

(Amounts in Thousands)

FUND: Water Residual — NO.: 690

REVENUE: Locally Generated Non-Tax — SCHEDULE NO.: IP-2

LINE NO.	AGENCY / REVENUE SOURCE	FY 2025	FISCAL 2026		FY 2027	OVER / (UNDER) FY 2026	
		ACTUAL	ORIGINAL BUDGET	CURRENT ESTIMATE	BUDGET	AMOUNT	%
(1)	(2)	(3)	(4)	(5)	(6)	(7)	(8)
	City Treasurer						
1	Interest Earnings	1,257	-	1,300	1,300	-	0.0%
2	Total Locally Generated Non-Tax Revenues	1,257	-	1,300	1,300	-	0.0%

CITY OF PHILADELPHIA

FISCAL 2027 OPERATING BUDGET

SUPPORTING SCHEDULES FOR REVENUES
FISCAL YEARS 2025, 2026, AND 2027

(Amounts in Thousands)

FUND: Water Residual — NO.: 690

REVENUE: Revenue from Other Funds — SCHEDULE NO.: IP-4

LINE NO.	AGENCY / REVENUE SOURCE	FY 2025 ACTUAL	FISCAL 2026 ORIGINAL BUDGET	FISCAL 2026 CURRENT ESTIMATE	FY 2027 BUDGET	OVER / (UNDER) FY 2026 AMOUNT	OVER / (UNDER) FY 2026 %
(1)	(2)	(3)	(4)	(5)	(6)	(7)	(8)
	Water						
1	Transfer from Water Fund	40,996	32,000	32,000	32,000	-	0.0%
2	Total Revenue from Other Funds	40,996	32,000	32,000	32,000	-	0.0%

CITY OF PHILADELPHIA

FISCAL 2027 OPERATING BUDGET

SUMMARY OF OPERATING BUDGET
FISCAL YEARS 2025, 2026, AND 2027

(Amounts in Thousands)

FUND: Summary | NO.: All Funds | TABLE: I

LINE NO. (1)	ITEM (2)	SUPP. SCHED. NO. (3)	FY 2025 ACTUAL (4)	FISCAL 2026 ORIGINAL BUDGET (5)	FISCAL 2026 CURRENT ESTIMATE (6)	FY 2027 BUDGET (7)	OVER / (UNDER) FY 2026 AMOUNT (8)	OVER / (UNDER) FY 2026 % (9)
	OPERATIONS OF FISCAL YEAR							
	REVENUES							
1	Taxes		4,879,565	5,020,023	5,075,747	5,352,645	276,898	5.5%
2	Locally Generated Non-Tax		2,071,203	2,095,415	2,228,017	2,283,077	55,060	2.5%
3	Revenue from Other Governments		4,160,369	5,888,081	4,667,096	5,791,514	1,124,418	24.1%
4	Revenue from Other Funds of the City		666,516	461,416	382,101	300,401	(81,700)	-21.4%
5	Total - Revenue		11,777,653	13,464,935	12,352,961	13,727,637	1,374,676	11.1%
6	Other Sources		153,125	-	-	-	-	n/a
7	Total Revenue and Other Sources		11,930,778	13,464,935	12,352,961	13,727,637	1,374,676	11.1%
	OBLIGATIONS / APPROPRIATIONS							
8	Personal Services		2,780,933	3,012,414	3,065,841	3,227,568	161,727	5.3%
9	Personal Services - Pension Obligations		818,672	759,770	767,082	782,967	15,885	2.1%
10	Personal Services - Pension Obligation Bonds		151,686	151,500	151,406	152,247	841	0.6%
11	Personal Services - Pensions (Sales Tax)		95,634	102,010	101,585	111,022	9,437	9.3%
12	Personal Services - Other Employee Benefits		900,005	1,121,201	1,091,273	1,201,088	109,815	10.1%
13	Subtotal - Employee Compensation		4,746,930	5,146,895	5,177,187	5,474,892	297,705	5.8%
14	Purchase of Services		4,657,800	5,686,100	5,636,851	5,627,806	(9,045)	-0.2%
15	Materials, Supplies and Equipment		316,560	415,900	393,212	428,278	35,066	8.9%
16	Contributions, Indemnities and Taxes		605,951	606,505	622,455	613,916	(8,539)	-1.4%
17	Debt Service		575,620	648,130	616,130	683,673	67,543	11.0%
18	Payments to Other Funds		786,708	360,942	414,313	338,413	(75,900)	-18.3%
19	Advances & Misc. Pmts. Incl. Labor Reserve		-	101,957	15,508	45,462	29,954	193.2%
20	Adv. & Misc. Pmts. - Federal Reserve / Other Provisions		-	1,020,001	-	1,111,001	1,111,001	100.0%
21	Total Obligations / Appropriation		11,689,569	13,986,430	12,875,656	14,323,441	1,447,785	11.2%
22	Operating Surplus (Deficit) for Fiscal Year		241,209	(521,495)	(522,695)	(595,804)	(73,109)	-14.0%
	OPERATIONS IN RESPECT TO PRIOR FISCAL YEARS							
	Fund Balance Available for Appropriation							
23	June 30 of Prior Fiscal Year		905,770	1,713,521	1,325,754	1,776,524	450,770	34.0%
	Adjustments to Prior Fiscal Years Operations:							
24	Commitments Cancelled - Net		186,595	130,027	287,694	137,736	(149,958)	-52.1%
25	Revenue Adjustments - Net		(7,820)	-	-	-	-	n/a
26	Prior Period Adjustments - Net		-	-	690,271	-	(690,271)	-100.0%
27	Other Adjustments - Net		-	(4,500)	(4,500)	(4,500)	-	0.0%
28	Subtotal Net Adjustments		178,775	125,527	973,465	133,236	(840,229)	-86.3%
	Adjusted Fund Balance June 30 or Prior							
29	Fiscal Year		1,084,545	1,839,048	2,299,219	1,909,760	(389,459)	-16.9%
	Fund Balance Available for Appropriation							
30	June 30		1,325,754	1,317,553	1,776,524	1,313,956	(462,568)	-26.0%

City of Philadelphia

FISCAL 2027 OPERATING BUDGET

As Adopted by the Council - June 2026

Section IV

HISTORY OF OBLIGATION LEVELS
GENERAL FUND
FISCAL YEARS 2025 TO 2027

General Fund
Obligation History
Fiscal Years 2025 - 2027

Department / Agency	Fiscal Year 2025 Actual Obligations	Increase/ (Decrease)	Fiscal Year 2026 Adopted Obligations	Increase/ (Decrease)	Fiscal Year 2026 Estimated Obligations	Increase/ (Decrease)	Fiscal Year 2027 Adopted Budget
Art Museum							
Contrib., Indemnities & Taxes	2,642,000	(300,000)	2,342,000	0	2,342,000	(200,000)	2,142,000
Total	**2,642,000**	**(300,000)**	**2,342,000**	**0**	**2,342,000**	**(200,000)**	**2,142,000**
Auditing (City Controller)							
Personal Services	10,855,618	151,943	11,007,561	370,003	11,377,564	341,795	11,719,359
Purchase of Services	814,783	(106,210)	708,573	0	708,573	(100,000)	608,573
Materials, Supplies & Equip.	37,800	2,200	40,000	0	40,000	0	40,000
Total	**11,708,201**	**47,933**	**11,756,134**	**370,003**	**12,126,137**	**241,795**	**12,367,932**
Board of Ethics							
Personal Services	1,239,258	127,785	1,367,043	18,810	1,385,853	104,215	1,490,068
Purchase of Services	42,877	9,623	52,500	0	52,500	0	52,500
Materials, Supplies & Equip.	1,985	5,515	7,500	0	7,500	0	7,500
Total	**1,284,120**	**142,923**	**1,427,043**	**18,810**	**1,445,853**	**104,215**	**1,550,068**
Board of Revision of Taxes							
Personal Services	1,164,238	(20)	1,164,218	28,585	1,192,803	13,552	1,206,355
Purchase of Services	69,850	831	70,681	10,000	80,681	0	80,681
Materials, Supplies & Equip.	12,308	5,419	17,727	0	17,727	0	17,727
Total	**1,246,396**	**6,230**	**1,252,626**	**38,585**	**1,291,211**	**13,552**	**1,304,763**
Citizens Police Oversight Commission [1]							
Personal Services	0	2,656,030	2,656,030	(4,664)	2,651,366	70,497	2,721,863
Purchase of Services	0	438,002	438,002	0	438,002	0	438,002
Materials, Supplies & Equip.	0	12,000	12,000	30,000	42,000	0	42,000
Total	**0**	**3,106,032**	**3,106,032**	**25,336**	**3,131,368**	**70,497**	**3,201,865**
City Commissioners							
Personal Services	14,089,613	(1,899,369)	12,190,244	547,747	12,737,991	175,157	12,913,148
Purchase of Services	18,121,641	(4,381,540)	13,740,101	367,234	14,107,335	(367,234)	13,740,101
Materials, Supplies & Equip.	4,890,868	(1,707,135)	3,183,733	2,099,059	5,282,792	(2,116,259)	3,166,533
Contrib., Indemnities & Taxes	1,000	(1,000)	0	0	0	0	0
Total	**37,103,122**	**(7,989,044)**	**29,114,078**	**3,014,040**	**32,128,118**	**(2,308,336)**	**29,819,782**
City Council							
Personal Services	18,235,179	3,033,313	21,268,492	(27,199)	21,241,293	833,937	22,075,230
Purchase of Services	4,027,852	345,127	4,372,979	0	4,372,979	0	4,372,979
Materials, Supplies & Equip.	737,771	79,811	817,582	250,000	1,067,582	(250,000)	817,582
Contrib., Indemnities & Taxes	0	100	100	0	100	0	100
Payments to Other Funds	0	100	100	0	100	0	100
Advances and Other Misc. Payments	0	100	100	0	100	0	100
Total	**23,000,802**	**3,458,551**	**26,459,353**	**222,801**	**26,682,154**	**583,937**	**27,266,091**
City Representative [2]							
Personal Services	0	1,794,682	1,794,682	68,544	1,863,226	201,588	2,064,814
Purchase of Services	0	1,252,500	1,252,500	0	1,252,500	(50,000)	1,202,500
Materials, Supplies & Equip.	0	195,000	195,000	0	195,000	(25,000)	170,000
Total	**0**	**3,242,182**	**3,242,182**	**68,544**	**3,310,726**	**126,588**	**3,437,314**
City Treasurer							
Personal Services	1,879,805	86,367	1,966,172	54,459	2,020,631	46,747	2,067,378
Purchase of Services	1,623,408	1,728,495	3,351,903	0	3,351,903	(50,000)	3,301,903
Materials, Supplies & Equip.	18,122	25,602	43,724	0	43,724	0	43,724
Total	**3,521,335**	**1,840,464**	**5,361,799**	**54,459**	**5,416,258**	**(3,253)**	**5,413,005**
Civil Service Commission							
Personal Services	163,334	25,091	188,425	5,311	193,736	2,526	196,262
Purchase of Services	29,500	0	29,500	0	29,500	0	29,500
Materials, Supplies & Equip.	0	1,094	1,094	0	1,094	0	1,094
Advances and Other Misc. Payments	0	101,577,000	101,577,000	(86,069,000)	15,508,000	29,953,893	45,461,893
Total	**192,834**	**101,603,185**	**101,796,019**	**(86,063,689)**	**15,732,330**	**29,956,419**	**45,688,749**

[1] **The budget for Citizens Police Oversight Commission transferred from MDO - Citizens Police Oversight Commission in FY26.**

[2] **The budget for City Representative transferred from the Mayor's Office and MDO in FY26.**

General Fund
Obligation History
Fiscal Years 2025 - 2027

Department / Agency	Fiscal Year 2025 Actual Obligations	Increase/ (Decrease)	Fiscal Year 2026 Adopted Obligations	Increase/ (Decrease)	Fiscal Year 2026 Estimated Obligations	Increase/ (Decrease)	Fiscal Year 2027 Adopted Budget
Commerce							
Personal Services	5,146,082	2,105,772	7,251,854	48,112	7,299,966	388,076	7,688,042
Purchase of Services	11,074,576	(2,499,663)	8,574,913	0	8,574,913	(150,000)	8,424,913
Materials, Supplies & Equip.	34,027	147,627	181,654	0	181,654	0	181,654
Contrib., Indemnities & Taxes	1,000,000	(495,000)	505,000	0	505,000	0	505,000
Total	**17,254,685**	**(741,264)**	**16,513,421**	**48,112**	**16,561,533**	**238,076**	**16,799,609**
Commerce-Convention Center Subsidy							
Purchase of Services	15,000,000	0	15,000,000	0	15,000,000	0	15,000,000
Total	**15,000,000**	**0**	**15,000,000**	**0**	**15,000,000**	**0**	**15,000,000**
Commerce-Economic Stimulus							
Purchase of Services	35,004,294	66,361,000	101,365,294	0	101,365,294	(21,392,985)	79,972,309
Total	**35,004,294**	**66,361,000**	**101,365,294**	**0**	**101,365,294**	**(21,392,985)**	**79,972,309**
District Attorney							
Personal Services	53,432,721	285,282	53,718,003	1,110,661	54,828,664	1,988,265	56,816,929
Purchase of Services	3,254,563	1,507,623	4,762,186	0	4,762,186	14,155	4,776,341
Materials, Supplies & Equip.	828,631	3,644	832,275	0	832,275	0	832,275
Contrib., Indemnities & Taxes	183,750	(183,750)	0	0	0	0	0
Total	**57,699,665**	**1,612,799**	**59,312,464**	**1,110,661**	**60,423,125**	**2,002,420**	**62,425,545**
Finance							
Personal Services	12,150,436	6,998,116	19,148,552	(6,388,282)	12,760,270	4,728,256	17,488,526
Purchase of Services	2,246,542	4,472,559	6,719,101	0	6,719,101	(948,481)	5,770,620
Materials, Supplies & Equip.	45,754	1,270	47,024	0	47,024	520,000	567,024
Contrib., Indemnities & Taxes	30,564,016	23,182,587	53,746,603	17,350,000	71,096,603	(56,088,603)	15,008,000
Payments to Other Funds	2,925,000	(756,939)	2,168,061	55,000,000	57,168,061	(53,168,061)	4,000,000
Advances and Other Misc. Payments	0	0	0	0	0	91,000,100	91,000,100
Total	**47,931,748**	**33,897,593**	**81,829,341**	**65,961,718**	**147,791,059**	**(13,956,789)**	**133,834,270**
Finance-Budget Stabilization							
Payments to Other Funds	58,291,000	569,000	58,860,000	0	58,860,000	(6,376,000)	52,484,000
Total	**58,291,000**	**569,000**	**58,860,000**	**0**	**58,860,000**	**(6,376,000)**	**52,484,000**
Finance-Community College Subsidy							
Contrib., Indemnities & Taxes	56,003,181	(2,000,000)	54,003,181	0	54,003,181	1,850,000	55,853,181
Total	**56,003,181**	**(2,000,000)**	**54,003,181**	**0**	**54,003,181**	**1,850,000**	**55,853,181**
Finance-Employee Benefits							
Pers. Svcs.-Emp.Benefits	1,625,686,168	119,901,467	1,745,587,635	(22,721,508)	1,722,866,127	116,346,800	1,839,212,927
Total	**1,625,686,168**	**119,901,467**	**1,745,587,635**	**(22,721,508)**	**1,722,866,127**	**116,346,800**	**1,839,212,927**
Finance-Hero Scholarship Awards							
Contrib., Indemnities & Taxes	0	150,000	150,000	0	150,000	0	150,000
Total	**0**	**150,000**	**150,000**	**0**	**150,000**	**0**	**150,000**
Finance-Payment to Housing Trust Fund							
Payments to Other Funds	31,390,926	2,653,105	34,044,031	0	34,044,031	624,184	34,668,215
Total	**31,390,926**	**2,653,105**	**34,044,031**	**0**	**34,044,031**	**624,184**	**34,668,215**
Finance-Indemnities [3]							
Contrib., Indemnities & Taxes	0	61,246,000	61,246,000	0	61,246,000	32,421	61,278,421
Total	**0**	**61,246,000**	**61,246,000**	**0**	**61,246,000**	**32,421**	**61,278,421**
Finance-Reg #32							
Personal Services	13,509,960	(1,309,960)	12,200,000	(3,000,000)	9,200,000	(1,200,000)	8,000,000
Total	**13,509,960**	**(1,309,960)**	**12,200,000**	**(3,000,000)**	**9,200,000**	**(1,200,000)**	**8,000,000**
Finance-Refunds							
Contrib., Indemnities & Taxes	33,220	216,780	250,000	0	250,000	0	250,000
Total	**33,220**	**216,780**	**250,000**	**0**	**250,000**	**0**	**250,000**

[3] **Actual expenditures are distributed to individual departments at fiscal year-end.**

General Fund
Obligation History
Fiscal Years 2025 - 2027

Department / Agency	Fiscal Year 2025 Actual Obligations	Increase/ (Decrease)	Fiscal Year 2026 Adopted Obligations	Increase/ (Decrease)	Fiscal Year 2026 Estimated Obligations	Increase/ (Decrease)	Fiscal Year 2027 Adopted Budget
Finance-School District Contribution							
Contrib., Indemnities & Taxes	284,052,590	0	284,052,590	0	284,052,590	48,000,000	332,052,590
Total	**284,052,590**	**0**	**284,052,590**	**0**	**284,052,590**	**48,000,000**	**332,052,590**
Finance-Witness Fees							
Purchase of Services	188,549	71,545	260,094	0	260,094	0	260,094
Total	**188,549**	**71,545**	**260,094**	**0**	**260,094**	**0**	**260,094**
Fire							
Personal Services	402,309,895	(10,199,603)	392,110,292	530,203	392,640,495	6,218,128	398,858,623
Purchase of Services	11,867,631	8,382,403	20,250,034	0	20,250,034	110,000	20,360,034
Materials, Supplies & Equip.	14,318,311	8,965,278	23,283,589	(7,500,000)	15,783,589	15,890,125	31,673,714
Contrib., Indemnities & Taxes	1,783,089	(1,783,089)	0	0	0	0	0
Payments to Other Funds	8,248,000	329,920	8,577,920	0	8,577,920	4,330,080	12,908,000
Total	**438,526,926**	**5,694,909**	**444,221,835**	**(6,969,797)**	**437,252,038**	**26,548,333**	**463,800,371**
First Judicial District							
Personal Services	112,665,985	8,827,455	121,493,440	4,031,765	125,525,205	3,183,615	128,708,820
Purchase of Services	21,573,933	(12,498,742)	9,075,191	0	9,075,191	0	9,075,191
Materials, Supplies & Equip.	2,343,460	1	2,343,461	0	2,343,461	0	2,343,461
Contrib., Indemnities & Taxes	715	(715)	0	0	0	0	0
Total	**136,584,093**	**(3,672,001)**	**132,912,092**	**4,031,765**	**136,943,857**	**3,183,615**	**140,127,472**
Fleet Services							
Personal Services	22,511,171	466,986	22,978,157	1,081,648	24,059,805	724,765	24,784,570
Purchase of Services	7,548,797	(18,510)	7,530,287	2,317,553	9,847,840	(2,317,553)	7,530,287
Materials, Supplies & Equip.	29,784,792	1,206,723	30,991,515	(2,317,553)	28,673,962	(159,635)	28,514,327
Total	**59,844,760**	**1,655,199**	**61,499,959**	**1,081,648**	**62,581,607**	**(1,752,423)**	**60,829,184**
Fleet Services -Vehicle Lease/Purch.							
Materials, Supplies & Equip.	25,343,082	(8,983,837)	16,359,245	0	16,359,245	(1,000,000)	15,359,245
Total	**25,343,082**	**(8,983,837)**	**16,359,245**	**0**	**16,359,245**	**(1,000,000)**	**15,359,245**
Free Library							
Personal Services	55,374,187	6,720,128	62,094,315	2,929,174	65,023,489	612,942	65,636,431
Purchase of Services	3,657,025	567,697	4,224,722	0	4,224,722	0	4,224,722
Materials, Supplies & Equip.	8,383,626	(38,075)	8,345,551	0	8,345,551	100,000	8,445,551
Contrib., Indemnities & Taxes	102,008	(102,008)	0	0	0	0	0
Total	**67,516,846**	**7,147,742**	**74,664,588**	**2,929,174**	**77,593,762**	**712,942**	**78,306,704**
Human Relations Commission							
Personal Services	2,674,280	151,646	2,825,926	113,802	2,939,728	173,613	3,113,341
Purchase of Services	56,179	10,722	66,901	0	66,901	10,000	76,901
Materials, Supplies & Equip.	21,342	6,689	28,031	0	28,031	0	28,031
Total	**2,751,801**	**169,057**	**2,920,858**	**113,802**	**3,034,660**	**183,613**	**3,218,273**
Human Services							
Personal Services	33,029,159	3,704,600	36,733,759	1,368,940	38,102,699	328,848	38,431,547
Purchase of Services	175,925,175	14,947,831	190,873,006	(750,000)	190,123,006	4,570,338	194,693,344
Materials, Supplies & Equip.	494,133	1,371,003	1,865,136	0	1,865,136	120,220	1,985,356
Contrib., Indemnities & Taxes	1,333,500	(1,333,500)	0	0	0	0	0
Total	**210,781,967**	**18,689,934**	**229,471,901**	**618,940**	**230,090,841**	**5,019,406**	**235,110,247**
Labor							
Personal Services	3,293,586	1,016,358	4,309,944	92,633	4,402,577	81,534	4,484,111
Purchase of Services	556,800	859,161	1,415,961	(150,000)	1,265,961	(375,147)	890,814
Materials, Supplies & Equip.	5,600	15,820	21,420	0	21,420	0	21,420
Total	**3,855,986**	**1,891,339**	**5,747,325**	**(57,367)**	**5,689,958**	**(293,613)**	**5,396,345**
Law							
Personal Services	21,171,665	1,130,767	22,302,432	331,754	22,634,186	1,018,075	23,652,261
Purchase of Services	13,974,798	218,347	14,193,145	0	14,193,145	500,000	14,693,145
Materials, Supplies & Equip.	182,747	1,929	184,676	0	184,676	0	184,676
Contrib., Indemnities & Taxes	17,500	(17,500)	0	0	0	0	0
Total	**35,346,710**	**1,333,543**	**36,680,253**	**331,754**	**37,012,007**	**1,518,075**	**38,530,082**

General Fund
Obligation History
Fiscal Years 2025 - 2027

Department / Agency	Fiscal Year 2025 Actual Obligations	Increase/ (Decrease)	Fiscal Year 2026 Adopted Obligations	Increase/ (Decrease)	Fiscal Year 2026 Estimated Obligations	Increase/ (Decrease)	Fiscal Year 2027 Adopted Budget
Licenses & Inspection							
Personal Services	30,019,946	741,461	30,761,407	1,375,343	32,136,750	1,723,057	33,859,807
Purchase of Services	12,303,107	1,885,337	14,188,444	0	14,188,444	23,674	14,212,118
Materials, Supplies & Equip.	748,569	292,906	1,041,475	0	1,041,475	1,469,000	2,510,475
Contrib., Indemnities & Taxes	326,750	(326,750)	0	0	0	0	0
Total	**43,398,372**	**2,592,954**	**45,991,326**	**1,375,343**	**47,366,669**	**3,215,731**	**50,582,400**
L&I-Board of Building Standards							
Personal Services	91,834	(1,760)	90,074	3,416	93,490	31,414	124,904
Total	**91,834**	**(1,760)**	**90,074**	**3,416**	**93,490**	**31,414**	**124,904**
L&I-Board of L&I Review							
Personal Services	181,491	(4,558)	176,933	6,484	183,417	15,917	199,334
Purchase of Services	10,436	0	10,436	0	10,436	0	10,436
Total	**191,927**	**(4,558)**	**187,369**	**6,484**	**193,853**	**15,917**	**209,770**
Managing Director [4]							
Personal Services	38,813,248	(2,305,086)	36,508,162	658,766	37,166,928	580,874	37,747,802
Purchase of Services	155,133,578	(90,776,471)	64,357,107	4,022,683	68,379,790	3,541,448	71,921,238
Materials, Supplies & Equip.	5,746,768	(263,036)	5,483,732	350,000	5,833,732	(1,302,978)	4,530,754
Contrib., Indemnities & Taxes	440,254	(440,254)	0	0	0	0	0
Payments to Other Funds	36,300,000	(35,950,000)	350,000	0	350,000	0	350,000
Total	**236,433,848**	**(129,734,847)**	**106,699,001**	**5,031,449**	**111,730,450**	**2,819,344**	**114,549,794**
Managing Director-Defenders Association							
Purchase of Services	66,497,780	2,550,000	69,047,780	200,000	69,247,780	(200,000)	69,047,780
Total	**66,497,780**	**2,550,000**	**69,047,780**	**200,000**	**69,247,780**	**(200,000)**	**69,047,780**
Managing Director-Citizens Police Oversight Commission [5]							
Personal Services	1,822,639	(1,822,639)	0	0	0	0	0
Purchase of Services	585,887	(585,887)	0	0	0	0	0
Materials, Supplies & Equip.	35,407	(35,407)	0	0	0	0	0
Total	**2,443,933**	**(2,443,933)**	**0**	**0**	**0**	**0**	**0**
Managing Director-Clean & Green [6]							
Personal Services	586,289	(586,289)	0	0	0	0	0
Purchase of Services	1,490,493	(1,490,493)	0	0	0	0	0
Total	**2,076,782**	**(2,076,782)**	**0**	**0**	**0**	**0**	**0**
Managing Director-Public Safety [7]							
Personal Services	5,278,006	(5,278,006)	0	0	0	0	0
Purchase of Services	19,251,165	(19,251,165)	0	0	0	0	0
Materials, Supplies & Equip.	227,976	(227,976)	0	0	0	0	0
Total	**24,757,147**	**(24,757,147)**	**0**	**0**	**0**	**0**	**0**
Mayor's Office							
Personal Services	9,786,215	2,412,298	12,198,513	104,789	12,303,302	(840,606)	11,462,696
Purchase of Services	1,305,517	141,633	1,447,150	0	1,447,150	896,676	2,343,826
Materials, Supplies & Equip.	149,124	21,787	170,911	0	170,911	(12,000)	158,911
Contrib., Indemnities & Taxes	1,774	(1,774)	0	0	0	0	0
Total	**11,242,630**	**2,573,944**	**13,816,574**	**104,789**	**13,921,363**	**44,070**	**13,965,433**
Neighborhood Community Action Centers [8]							
Personal Services	0	2,585,304	2,585,304	21,965	2,607,269	906,560	3,513,829
Purchase of Services	0	624,300	624,300	0	624,300	289,039	913,339
Materials, Supplies & Equip.	0	100,000	100,000	0	100,000	12,000	112,000
Total	**0**	**3,309,604**	**3,309,604**	**21,965**	**3,331,569**	**1,207,599**	**4,539,168**

[4] Citizens Police Oversight Commission, Clean and Green, and Public Safety transferred out of MDO in FY26.

[5] Managing Director - Citizens Police Oversight Commission transferred to the Citizens Police Oversight Commission in FY26.

[6] Managing Director - Clean and Green transferred to the Sanitation Department in FY26.

[7] Managing Director - Public Safety transferred to the Office of Public Safety in FY26.

[8] New department established in FY26.

General Fund
Obligation History
Fiscal Years 2025 - 2027

Department / Agency	Fiscal Year 2025 Actual Obligations	Increase/ (Decrease)	Fiscal Year 2026 Adopted Obligations	Increase/ (Decrease)	Fiscal Year 2026 Estimated Obligations	Increase/ (Decrease)	Fiscal Year 2027 Adopted Budget
Mural Arts Program							
Personal Services	566,756	86,489	653,245	9,602	662,847	18,510	681,357
Purchase of Services	3,554,141	900,000	4,454,141	0	4,454,141	(1,400,000)	3,054,141
Total	**4,120,897**	**986,489**	**5,107,386**	**9,602**	**5,116,988**	**(1,381,490)**	**3,735,498**
Office of Behavioral Health and Intellectual disAbility							
Personal Services	3,684,008	250,695	3,934,703	159,216	4,093,919	89,085	4,183,004
Purchase of Services	25,233,431	2,161,974	27,395,405	(824,891)	26,570,514	1,574,891	28,145,405
Materials, Supplies & Equip.	102,159	101,841	204,000	824,891	1,028,891	(824,891)	204,000
Contrib., Indemnities & Taxes	950	(950)	0	0	0	0	0
Total	**29,020,548**	**2,513,560**	**31,534,108**	**159,216**	**31,693,324**	**839,085**	**32,532,409**
Office of the Chief Administrative Officer							
Personal Services	6,754,601	1,953,268	8,707,869	(401,030)	8,306,839	2,458,539	10,765,378
Purchase of Services	9,761,151	(6,676,506)	3,084,645	509,620	3,594,265	(616,267)	2,977,998
Materials, Supplies & Equip.	43,441	98,445	141,886	11,624	153,510	(23,977)	129,533
Total	**16,559,193**	**(4,624,793)**	**11,934,400**	**120,214**	**12,054,614**	**1,818,295**	**13,872,909**
Office of Arts and Culture and the Creative Economy							
Personal Services	714,298	205,535	919,833	11,551	931,384	26,995	958,379
Purchase of Services	130,768	270,000	400,768	0	400,768	925,000	1,325,768
Materials, Supplies & Equip.	0	10,000	10,000	0	10,000	0	10,000
Contrib., Indemnities & Taxes	9,980,000	(1,580,000)	8,400,000	0	8,400,000	(4,100,000)	4,300,000
Total	**10,825,066**	**(1,094,465)**	**9,730,601**	**11,551**	**9,742,152**	**(3,148,005)**	**6,594,147**
Office of Community Empowerment and Opportunity							
Personal Services	2,786,597	(1,127,150)	1,659,447	43,113	1,702,560	755,300	2,457,860
Purchase of Services	1,846,520	1,601,837	3,448,357	0	3,448,357	1,502,250	4,950,607
Materials, Supplies & Equip.	256,805	(240,807)	15,998	0	15,998	19,000	34,998
Total	**4,889,922**	**233,880**	**5,123,802**	**43,113**	**5,166,915**	**2,276,550**	**7,443,465**
Office of Education							
Personal Services	670,141	3,731,963	4,402,104	10,691	4,412,795	335,499	4,748,294
Purchase of Services	0	4,673,399	4,673,399	0	4,673,399	439,340	5,112,739
Materials, Supplies & Equip.	0	134,937	134,937	0	134,937	18,850	153,787
Total	**670,141**	**8,540,299**	**9,210,440**	**10,691**	**9,221,131**	**793,689**	**10,014,820**
Office of Homeless Services							
Personal Services	11,280,708	134,777	11,415,485	691,354	12,106,839	263,130	12,369,969
Purchase of Services	73,476,653	(1,080,648)	72,396,005	0	72,396,005	296,837	72,692,842
Materials, Supplies & Equip.	334,892	9,235	344,127	0	344,127	0	344,127
Contrib., Indemnities & Taxes	191,134	(158,713)	32,421	0	32,421	(32,421)	0
Total	**85,283,387**	**(1,095,349)**	**84,188,038**	**691,354**	**84,879,392**	**527,546**	**85,406,938**
Office of Human Resources							
Personal Services	7,277,162	251,138	7,528,300	242,245	7,770,545	342,066	8,112,611
Purchase of Services	3,164,378	7,593,493	10,757,871	0	10,757,871	4,073,748	14,831,619
Materials, Supplies & Equip.	37,690	35,213	72,903	0	72,903	0	72,903
Total	**10,479,230**	**7,879,844**	**18,359,074**	**242,245**	**18,601,319**	**4,415,814**	**23,017,133**
Office of Innovation and Technology							
Personal Services	31,870,212	2,237,513	34,107,725	670,037	34,777,762	1,653,991	36,431,753
Purchase of Services	66,852,145	6,348,810	73,200,955	0	73,200,955	10,212,891	83,413,846
Materials, Supplies & Equip.	13,156,557	(2,022,955)	11,133,602	0	11,133,602	1,222,232	12,355,834
Payments to Other Funds	606,451	(606,451)	0	0	0	0	0
Total	**112,485,365**	**5,956,917**	**118,442,282**	**670,037**	**119,112,319**	**13,089,114**	**132,201,433**

General Fund
Obligation History
Fiscal Years 2025 - 2027

Department / Agency	Fiscal Year 2025 Actual Obligations	Increase/ (Decrease)	Fiscal Year 2026 Adopted Obligations	Increase/ (Decrease)	Fiscal Year 2026 Estimated Obligations	Increase/ (Decrease)	Fiscal Year 2027 Adopted Budget
Office of Innovation and Technology-911							
Personal Services	1,704,914	203,818	1,908,732	0	1,908,732	0	1,908,732
Purchase of Services	15,247,205	5,469,651	20,716,856	0	20,716,856	(4,079,535)	16,637,321
Materials, Supplies & Equip.	6,026,130	12,972,516	18,998,646	0	18,998,646	(10,130,472)	8,868,174
Total	**22,978,249**	**18,645,985**	**41,624,234**	**0**	**41,624,234**	**(14,210,007)**	**27,414,227**
Office of the Inspector General							
Personal Services	1,863,732	670,325	2,534,057	29,445	2,563,502	81,525	2,645,027
Purchase of Services	127,327	347,368	474,695	0	474,695	(100,000)	374,695
Materials, Supplies & Equip.	7,873	792	8,665	0	8,665	0	8,665
Total	**1,998,932**	**1,018,485**	**3,017,417**	**29,445**	**3,046,862**	**(18,475)**	**3,028,387**
Office of Property Assessment							
Personal Services	14,623,282	1,995,467	16,618,749	658,210	17,276,959	243,460	17,520,419
Purchase of Services	1,836,194	1,149,826	2,986,020	0	2,986,020	1,100,000	4,086,020
Materials, Supplies & Equip.	300,951	61,649	362,600	0	362,600	0	362,600
Total	**16,760,427**	**3,206,942**	**19,967,369**	**658,210**	**20,625,579**	**1,343,460**	**21,969,039**
Office of Public Safety [9]							
Personal Services	0	9,305,263	9,305,263	119,745	9,425,008	2,522,717	11,947,725
Purchase of Services	0	57,549,103	57,549,103	0	57,549,103	(4,835,039)	52,714,064
Materials, Supplies & Equip.	0	318,880	318,880	0	318,880	(37,500)	281,380
Total	**0**	**67,173,246**	**67,173,246**	**119,745**	**67,292,991**	**(2,349,822)**	**64,943,169**
Office of Public Safety-Office of Prison Oversight [10]							
Personal Services	0	1,021,158	1,021,158	0	1,021,158	61,490	1,082,648
Purchase of Services	0	349,027	349,027	0	349,027	0	349,027
Materials, Supplies & Equip.	0	27,922	27,922	0	27,922	0	27,922
Total	**0**	**1,398,107**	**1,398,107**	**0**	**1,398,107**	**61,490**	**1,459,597**
Office of Sustainability							
Personal Services	1,668,099	385,234	2,053,333	29,925	2,083,258	149,776	2,233,034
Purchase of Services	774,766	249,718	1,024,484	0	1,024,484	(96,500)	927,984
Materials, Supplies & Equip.	1,000	1,500	2,500	0	2,500	0	2,500
Payments to Other Funds	175,000	0	175,000	0	175,000	(175,000)	0
Total	**2,618,865**	**636,452**	**3,255,317**	**29,925**	**3,285,242**	**(121,724)**	**3,163,518**
Parks and Recreation							
Personal Services	65,695,796	1,361,384	67,057,180	2,521,132	69,578,312	2,581,162	72,159,474
Purchase of Services	12,810,445	(757,003)	12,053,442	100,000	12,153,442	(1,220,000)	10,933,442
Materials, Supplies & Equip.	4,671,578	33,460	4,705,038	0	4,705,038	77,210	4,782,248
Contrib., Indemnities & Taxes	4,309,944	(809,944)	3,500,000	0	3,500,000	(1,950,000)	1,550,000
Payments to Other Funds	4,321,865	(4,321,865)	0	0	0	0	0
Total	**91,809,628**	**(4,493,968)**	**87,315,660**	**2,621,132**	**89,936,792**	**(511,628)**	**89,425,164**
Planning and Development							
Personal Services	6,480,397	1,200,584	7,680,981	232,151	7,913,132	1,085,272	8,998,404
Purchase of Services	5,520,104	6,573,682	12,093,786	0	12,093,786	3,287,558	15,381,344
Materials, Supplies & Equip.	113,327	516,723	630,050	0	630,050	(498,745)	131,305
Contrib., Indemnities & Taxes	3,000,000	4,000,000	7,000,000	0	7,000,000	(1,000,000)	6,000,000
Total	**15,113,828**	**12,290,989**	**27,404,817**	**232,151**	**27,636,968**	**2,874,085**	**30,511,053**
Police							
Personal Services	797,554,363	37,385,688	834,940,051	38,341,651	873,281,702	23,285,870	896,567,572
Purchase of Services	19,318,390	768,833	20,087,223	0	20,087,223	1,235,886	21,323,109
Materials, Supplies & Equip.	17,700,895	766,651	18,467,546	0	18,467,546	(1,816,989)	16,650,557
Contrib., Indemnities & Taxes	34,900,072	(34,900,072)	0	0	0	0	0
Total	**869,473,720**	**4,021,100**	**873,494,820**	**38,341,651**	**911,836,471**	**22,704,767**	**934,541,238**

[9] **The budget for Office of Public Safety transferred from MDO - Public Safety.**

[10] **New department established in FY26.**

General Fund
Obligation History
Fiscal Years 2025 - 2027

Department / Agency	Fiscal Year 2025 Actual Obligations	Increase/ (Decrease)	Fiscal Year 2026 Adopted Obligations	Increase/ (Decrease)	Fiscal Year 2026 Estimated Obligations	Increase/ (Decrease)	Fiscal Year 2027 Adopted Budget
Prisons							
Personal Services	147,763,998	31,638,435	179,402,433	742,238	180,144,671	551,191	180,695,862
Purchase of Services	116,115,652	6,446,094	122,561,746	0	122,561,746	8,121,038	130,682,784
Materials, Supplies & Equip.	5,773,663	806,345	6,580,008	0	6,580,008	4,600,000	11,180,008
Contrib., Indemnities & Taxes	30,904,013	(29,202,256)	1,701,757	0	1,701,757	0	1,701,757
Total	**300,557,326**	**9,688,618**	**310,245,944**	**742,238**	**310,988,182**	**13,272,229**	**324,260,411**
Procurement							
Personal Services	2,735,358	558,415	3,293,773	30,085	3,323,858	164,421	3,488,279
Purchase of Services	4,123,426	(559,478)	3,563,948	1,738,216	5,302,164	(888,216)	4,413,948
Materials, Supplies & Equip.	14,568	32,300	46,868	0	46,868	0	46,868
Total	**6,873,352**	**31,237**	**6,904,589**	**1,768,301**	**8,672,890**	**(723,795)**	**7,949,095**
Public Health							
Personal Services	72,458,296	(15,372)	72,442,924	2,925,238	75,368,162	5,063,391	80,431,553
Purchase of Services	64,283,638	6,433,436	70,717,074	0	70,717,074	(1,918,615)	68,798,459
Materials, Supplies & Equip.	8,618,766	(294,440)	8,324,326	0	8,324,326	112,329	8,436,655
Contrib., Indemnities & Taxes	4,000,012	(4,000,012)	0	0	0	0	0
Payments to Other Funds	7,783,959	3,120,721	10,904,680	0	10,904,680	(9,981,276)	923,404
Total	**157,144,671**	**5,244,333**	**162,389,004**	**2,925,238**	**165,314,242**	**(6,724,171)**	**158,590,071**
Public Property							
Personal Services	8,617,062	1,348,748	9,965,810	389,941	10,355,751	152,922	10,508,673
Purchase of Services	50,004,257	394,110	50,398,367	2,095,000	52,493,367	(1,216,522)	51,276,845
Materials, Supplies & Equip.	4,077,034	(2,222,068)	1,854,966	0	1,854,966	(250,000)	1,604,966
Contrib., Indemnities & Taxes	194,500	(194,500)	0	0	0	0	0
Payments to Other Funds	31,414,487	8,600,548	40,015,035	0	40,015,035	4,070,870	44,085,905
Total	**94,307,340**	**7,926,838**	**102,234,178**	**2,484,941**	**104,719,119**	**2,757,270**	**107,476,389**
Public Property-SEPTA Subsidy							
Purchase of Services	133,291,440	1,697,560	134,989,000	0	134,989,000	0	134,989,000
Total	**133,291,440**	**1,697,560**	**134,989,000**	**0**	**134,989,000**	**0**	**134,989,000**
Public Property-Space Rentals							
Purchase of Services	39,570,856	18,165,464	57,736,320	(6,317,683)	51,418,637	10,712,201	62,130,838
Total	**39,570,856**	**18,165,464**	**57,736,320**	**(6,317,683)**	**51,418,637**	**10,712,201**	**62,130,838**
Public Property-Utilities							
Purchase of Services	27,148,234	6,429,769	33,578,003	0	33,578,003	3,673,082	37,251,085
Total	**27,148,234**	**6,429,769**	**33,578,003**	**0**	**33,578,003**	**3,673,082**	**37,251,085**
Records							
Personal Services	3,620,164	173,529	3,793,693	198,538	3,992,231	54,523	4,046,754
Purchase of Services	748,500	60,622	809,122	0	809,122	(105,000)	704,122
Materials, Supplies & Equip.	141,207	2,551	143,758	0	143,758	0	143,758
Total	**4,509,871**	**236,702**	**4,746,573**	**198,538**	**4,945,111**	**(50,477)**	**4,894,634**
Register of Wills							
Personal Services	5,036,216	357,323	5,393,539	46,032	5,439,571	119,021	5,558,592
Purchase of Services	421,257	250,702	671,959	0	671,959	(250,000)	421,959
Materials, Supplies & Equip.	151,781	815	152,596	0	152,596	0	152,596
Contrib., Indemnities & Taxes	275,000	(275,000)	0	0	0	0	0
Total	**5,884,254**	**333,840**	**6,218,094**	**46,032**	**6,264,126**	**(130,979)**	**6,133,147**
Revenue							
Personal Services	24,127,629	(447,784)	23,679,845	413,222	24,093,067	1,112,979	25,206,046
Purchase of Services	5,947,686	(883,037)	5,064,649	650,000	5,714,649	913,000	6,627,649
Materials, Supplies & Equip.	1,852,659	216,386	2,069,045	0	2,069,045	(778,500)	1,290,545
Total	**31,927,974**	**(1,114,435)**	**30,813,539**	**1,063,222**	**31,876,761**	**1,247,479**	**33,124,240**
Sanitation-Disposal							
Purchase of Services	60,566,484	2,671,680	63,238,164	0	63,238,164	2,037,659	65,275,823
Total	**60,566,484**	**2,671,680**	**63,238,164**	**0**	**63,238,164**	**2,037,659**	**65,275,823**

General Fund
Obligation History
Fiscal Years 2025 - 2027

Department / Agency	Fiscal Year 2025 Actual Obligations	Increase/ (Decrease)	Fiscal Year 2026 Adopted Obligations	Increase/ (Decrease)	Fiscal Year 2026 Estimated Obligations	Increase/ (Decrease)	Fiscal Year 2027 Adopted Budget
Sanitation							
Personal Services	100,316,451	6,818,220	107,134,671	6,051,438	113,186,109	2,732,694	115,918,803
Purchase of Services	6,122,064	(2,300,448)	3,821,616	0	3,821,616	13,200	3,834,816
Materials, Supplies & Equip.	7,235,636	(1,469,004)	5,766,632	0	5,766,632	(727,000)	5,039,632
Contrib., Indemnities & Taxes	8,414,710	(8,361,539)	53,171	0	53,171	0	53,171
Total	**122,088,861**	**(5,312,771)**	**116,776,090**	**6,051,438**	**122,827,528**	**2,018,894**	**124,846,422**
Sheriff							
Personal Services	32,003,728	(453,128)	31,550,600	145,312	31,695,912	145,797	31,841,709
Purchase of Services	2,932,641	(285,561)	2,647,080	0	2,647,080	0	2,647,080
Materials, Supplies & Equip.	451,887	835,246	1,287,133	0	1,287,133	0	1,287,133
Contrib., Indemnities & Taxes	343,355	(343,355)	0	0	0	0	0
Total	**35,731,611**	**(246,798)**	**35,484,813**	**145,312**	**35,630,125**	**145,797**	**35,775,922**
Sinking Fund Commission (Debt Service)							
Purchase of Services	117,667,281	55,609,703	173,276,984	(33,470,000)	139,806,984	49,861,877	189,668,861
Debt Service	195,090,263	36,405,223	231,495,486	(32,000,000)	199,495,486	32,699,530	232,195,016
Total	**312,757,544**	**92,014,926**	**404,772,470**	**(65,470,000)**	**339,302,470**	**82,561,407**	**421,863,877**
Total, General Fund	**6,317,878,436**	**524,680,564**	**6,842,559,000**	**(44,400,904)**	**6,798,158,096**	**335,806,904**	**7,133,965,000**

City of Philadelphia

FISCAL 2027 OPERATING BUDGET

As Adopted by the Council - June 2026

Section V

APPROPRIATION ORDINANCE FOR FISCAL YEAR 2027

(Bill No. 260199)

AN ORDINANCE

Adopting the Operating Budget for Fiscal Year 2027.

WHEREAS, The Mayor on March 12, 2026, submitted to Council her operating budget message and her estimate of revenues available for appropriations for Fiscal Year 2027 pursuant to Section 4-101 of the Philadelphia Home Rule Charter; therefore

THE COUNCIL OF THE CITY OF PHILADELPHIA HEREBY ORDAINS:

SECTION 1. The following financial program is hereby adopted for the Fiscal Year 2027 and appropriations are hereby made from the various operating funds to the various offices, departments, boards and commissions as indicated in the following sections:

SECTION 2. Appropriations in the sum of seven billion, one hundred thirty-three million, nine hundred sixty-five thousand (7,133,965,000) dollars are hereby made from the GENERAL FUND, as follows:

2.1 TO THE COUNCIL

Personal Services	$ 22,075,230
Purchase of Services	4,372,979
Materials, Supplies and Equipment	817,582
Contributions, Indemnities and Taxes	100
Payments to Other Funds	100
Advances and Other Miscellaneous Payments	100
Total	**$** 27,266,091

2.2 TO THE DEPARTMENT OF LABOR

Personal Services	$ 4,484,111
Purchase of Services	890,814
Materials, Supplies and Equipment	21,420
Total	$ 5,396,345

2.3 TO THE MAYOR

Personal Services	$ 11,462,696
Purchase of Services	2,343,826

Materials, Supplies and Equipment 158,911

Total .....$ 13,965,433

2.4 TO THE MAYOR – OFFICE OF INNOVATION AND TECHNOLOGY

Personal Services .....$ 38,340,485
Purchase of Services 100,051,167
Materials, Supplies and Equipment 21,224,008

Total .....$ 159,615,660

2.5 TO THE MAYOR – OFFICE OF COMMUNITY EMPOWERMENT AND OPPORTUNITY

Personal Services .....$ 2,457,860
Purchase of Services 4,950,607
Materials, Supplies and Equipment 34,998

Total .....$ 7,443,465

2.6 TO THE MAYOR – ART MUSEUM SUBSIDY

Contributions, Indemnities and Taxes .....$ 2,142,000

Total .....$ 2,142,000

2.7 TO THE MAYOR – MURAL ARTS PROGRAM

Personal Services .....$ 681,357
Purchase of Services 3,054,141

Total .....$ 3,735,498

2.8 TO THE MAYOR – OFFICE OF THE INSPECTOR GENERAL

Personal Services .....$ 2,645,027
Purchase of Services 374,695
Materials, Supplies and Equipment 8,665

Total .....$ 3,028,387

2.9 TO THE MAYOR – OFFICE OF THE CHIEF ADMINISTRATIVE OFFICER

Personal Services	$ 10,765,378
Purchase of Services	2,977,998
Materials, Supplies and Equipment	129,533
Total	$ 13,872,909

2.10 TO THE MAYOR – OFFICE OF ARTS, CULTURE AND THE CREATIVE ECONOMY

Personal Services	$ 958,379
Purchase of Services	1,325,768
Materials, Supplies and Equipment	10,000
Contributions, Indemnities and Taxes	4,300,000
Total	$ 6,594,147

2.11 TO THE MAYOR – NEIGHBORHOOD COMMUNITY ACTION CENTERS

Personal Services	$ 3,513,829
Purchase of Services	913,339
Materials, Supplies and Equipment	112,000
Total	$ 4,539,168

2.12 TO THE MAYOR – OFFICE OF EDUCATION

Personal Services	$ 4,748,294
Purchase of Services	5,112,739
Materials, Supplies and Equipment	153,787
Total	$ 10,014,82

2.13 TO THE MANAGING DIRECTOR

Personal Services	$ 37,747,802
Purchase of Services	71,921,238
Materials, Supplies and Equipment	4,530,754
Payments to Other Funds	350,000
Total	$ 114,549,794

2.14 TO THE MANAGING DIRECTOR – DEFENDER'S ASSOCIATION

Purchase of Services	$ 69,047,780

Total .....$ 69,047,780

2.15 TO THE DEPARTMENT OF FLEET SERVICES

Personal Services .....$ 24,784,570
Purchase of Services 7,530,287
Materials, Supplies and Equipment 28,514,327

Total .....$ 60,829,184

2.16 TO THE DEPARTMENT OF FLEET SERVICES – VEHICLE PURCHASE

Materials, Supplies and Equipment .....$ 15,359,245

Total .....$ 15,359,245

2.17 TO THE POLICE DEPARTMENT

Personal Services .....$ 896,567,572
Purchase of Services 21,323,109
Materials, Supplies and Equipment 16,650,557

Total .....$ 934,541,238

2.18 TO THE FIRE DEPARTMENT

Personal Services .....$ 398,858,623
Purchase of Services 20,360,034
Materials, Supplies and Equipment 31,673,714
Payments to Other Funds 12,908,000

Total .....$ 463,800,371

2.19 TO THE DEPARTMENT OF PUBLIC HEALTH

Personal Services .....$ 80,431,553
Purchase of Services 68,798,459
Materials, Supplies and Equipment 8,436,655
Payments to Other Funds 923,404

Total .....$ 158,590,071

2.20 TO THE DEPARTMENT OF PUBLIC HEALTH – OFFICE OF BEHAVIORAL HEALTH AND INTELLECTUAL DISABILITY

Personal Services	$ 4,183,004
Purchase of Services	28,145,405
Materials, Supplies and Equipment	204,000
Total	$ 32,532,409

2.21 TO THE DEPARTMENT OF PARKS AND RECREATION

Personal Services	$ 72,159,474
Purchase of Services	10,933,442
Materials, Supplies and Equipment	4,782,248
Contributions, Indemnities and Taxes	1,550,000
Total	$ 89,425,164

2.22 TO THE DEPARTMENT OF PUBLIC PROPERTY

Personal Services	$ 10,508,673
Purchase of Services	51,276,845
Materials, Supplies and Equipment	1,604,966
Payments to Other Funds	44,085,905
Total	$ 107,476,389

2.23 TO THE DEPARTMENT OF PUBLIC PROPERTY – CITY SUBSIDY FOR SEPTA

Purchase of Services	$ 134,989,000
Total	$ 134,989,000

2.24 TO THE DEPARTMENT OF PUBLIC PROPERTY – SPACE RENTALS

Purchase of Services	$ 62,130,838
Total	$ 62,130,838

2.25 TO THE DEPARTMENT OF PUBLIC PROPERTY – UTILITIES

Purchase of Services	$ 37,251,085

Total .....$ 37,251,085

2.26 TO THE DEPARTMENT OF HUMAN SERVICES

Personal Services .....$ 38,431,547
Purchase of Services 194,693,344
Materials, Supplies and Equipment 1,985,356

Total .....$ 235,110,247

2.27 TO THE DEPARTMENT OF HUMAN SERVICES – OFFICE OF HOMELESS SERVICES

Personal Services .....$ 12,369,969
Purchase of Services 72,692,842
Materials, Supplies and Equipment 344,127

Total .....$ 85,406,938

2.28 TO THE DEPARTMENT OF PRISONS

Personal Services .....$ 180,695,862
Purchase of Services 130,682,784
Materials, Supplies and Equipment 11,180,008
Contributions, Indemnities and Taxes 1,701,757

Total .....$ 324,260,411

2.29 TO THE DEPARTMENT OF LICENSES AND INSPECTIONS

Personal Services .....$ 33,859,807
Purchase of Services 14,212,118
Materials, Supplies and Equipment 2,510,475

Total .....$ 50,582,400

2.30 TO THE DEPARTMENT OF LICENSES AND INSPECTIONS – BOARD OF LICENSE AND INSPECTION REVIEW

Personal Services .....$ 199,334
Purchase of Services 10,436

Total .....$ 209,770

2.31 TO THE DEPARTMENT OF LICENSES AND INSPECTIONS – BOARD OF BUILDING STANDARDS

Personal Services	$ 124,904
Total	$ 124,904

2.32 TO THE DEPARTMENT OF RECORDS

Personal Services	$ 4,046,754
Purchase of Services	704,122
Materials, Supplies and Equipment	143,758
Total	$ 4,894,634

2.33 TO THE DIRECTOR OF FINANCE

Personal Services	$ 17,488,526
Purchase of Services	5,770,620
Materials, Supplies and Equipment	567,024
Contributions, Indemnities and Taxes	15,008,000
Payments to Other Funds	38,668,215
Advances and Other Miscellaneous Payments	91,000,100
Total	$ 168,502,485

2.34 TO THE DIRECTOR OF FINANCE – BUDGET STABILIZATION

Payments to Other Funds	$ 52,484,000
Total	$ 52,484,000

2.35 TO THE DIRECTOR OF FINANCE – COMMUNITY COLLEGE OF PHILADELPHIA

Contributions, Indemnities and Taxes	$ 55,853,181
Total	$ 55,853,181

2.36 TO THE DIRECTOR OF FINANCE – FRINGE BENEFITS

Personal Services-Employee Benefits	$ 1,839,212,927
Total	$ 1,839,212,927

2.37 TO THE DIRECTOR OF FINANCE – HERO AWARD

Contributions, Indemnities and Taxes ..... $ 150,000

Total ..... $ 150,000

2.38 TO THE DIRECTOR OF FINANCE – INDEMNITIES

Contributions, Indemnities and Taxes ..... $ 61,278,421

Total ..... $ 61,278,421

2.39 TO THE DIRECTOR OF FINANCE – REGULATION 32 PAYROLL

Personal Services ..... $ 8,000,000

Total ..... $ 8,000,000

2.40 TO THE DIRECTOR OF FINANCE – REFUNDS

Contributions, Indemnities and Taxes ..... $ 250,000

Total ..... $ 250,000

2.41 TO THE DIRECTOR OF FINANCE – CONTRIBUTION TO SCHOOL DISTRICT

Contributions, Indemnities and Taxes ..... $ 332,052,590

Total ..... $ 332,052,590

2.42 TO THE DIRECTOR OF FINANCE – WITNESS FEES

Purchase of Services ..... $ 260,094

Total ..... $ 260,094

2.43 TO THE DEPARTMENT OF REVENUE

Personal Services ..... $ 25,206,046
Purchase of Services 6,627,649
Materials, Supplies and Equipment 1,290,545

Total ..... $ 33,124,240

2.44 TO THE DEPARTMENT OF REVENUE – SINKING FUND COMMISSION

Purchase of Services ..... $ 189,668,861
Debt Service 232,195,016

Total ..... $ 421,863,877

2.45 TO THE PROCUREMENT DEPARTMENT

Personal Services ..... $ 3,488,279
Purchase of Services 4,413,948
Materials, Supplies and Equipment 46,868

Total ..... $ 7,949,095

2.46 TO THE CITY TREASURER

Personal Services ..... $ 2,067,378
Purchase of Services 3,301,903
Materials, Supplies and Equipment 43,724

Total ..... $ 5,413,005

2.47 TO THE CITY REPRESENTATIVE

Personal Services ..... $ 2,064,814
Purchase of Services 1,202,500
Materials, Supplies and Equipment 170,000

Total ..... $ 3,437,314

2.48 TO THE DIRECTOR OF COMMERCE

Personal Services ..... $ 7,688,042
Purchase of Services 8,424,913
Materials, Supplies and Equipment 181,654
Contributions, Indemnities and Taxes 505,000

Total ..... $ 16,799,609

2.49 TO THE DIRECTOR OF COMMERCE – CONVENTION CENTER SUBSIDY

Purchase of Services ..... $ 15,000,000

Total ..... $ 15,000,000

2.50 TO THE DIRECTOR OF COMMERCE – ECONOMIC STIMULUS

Purchase of Services ..... $ 79,972,309

Total ..... $ 79,972,309

2.51 TO THE LAW DEPARTMENT

Personal Services ..... $ 23,652,261
Purchase of Services 14,693,145
Materials, Supplies and Equipment 184,676

Total ..... $ 38,530,082

2.52 TO THE BOARD OF ETHICS

Personal Services ..... $ 1,490,068
Purchase of Services 52,500
Materials, Supplies and Equipment 7,500

Total ..... $ 1,550,068

2.53 TO THE OFFICE OF SUSTAINABILITY

Personal Services ..... $ 2,233,034
Purchase of Services 927,984
Materials, Supplies and Equipment 2,500

Total ..... $ 3,163,518

2.54 TO THE BOARD OF TRUSTEES OF THE FREE LIBRARY OF PHILADELPHIA

Personal Services ..... $ 65,636,431
Purchase of Services 4,224,722
Materials, Supplies and Equipment 8,445,551

Total ..... $ 78,306,704

2.55 TO THE COMMISSION ON HUMAN RELATIONS

Personal Services ..... $ 3,113,341
Purchase of Services 76,901
Materials, Supplies and Equipment 28,031

Total ..... $ 3,218,273

2.56 TO THE CIVIL SERVICE COMMISSION

Personal Services ..... $ 196,262
Purchase of Services 29,500
Materials, Supplies and Equipment 1,094
Advances and Other Miscellaneous Payments 45,461,893

Total ..... $ 45,688,749

2.57 TO THE OFFICE OF HUMAN RESOURCES

Personal Services ..... $ 8,112,611
Purchase of Services 14,831,619
Materials, Supplies and Equipment 72,903

Total ..... $ 23,017,133

2.58 TO THE OFFICE OF PROPERTY ASSESSMENT

Personal Services ..... $ 17,520,419
Purchase of Services 4,086,020
Materials, Supplies and Equipment 362,600

Total ..... $ 21,969,039

2.59 TO THE AUDITING DEPARTMENT

Personal Services ..... $ 11,719,359
Purchase of Services 608,573
Materials, Supplies and Equipment 40,000

Total ..... $ 12,367,932

2.60 TO THE BOARD OF REVISION OF TAXES

Personal Services ..... $ 1,206,355
Purchase of Services 80,681

Materials, Supplies and Equipment 17,727

Total .....$ 1,304,763

2.61 TO THE REGISTER OF WILLS

Personal Services .....$ 5,558,592
Purchase of Services 421,959
Materials, Supplies and Equipment 152,596

Total .....$ 6,133,147

2.62 TO THE DISTRICT ATTORNEY

Personal Services .....$ 56,816,929
Purchase of Services 4,776,341
Materials, Supplies and Equipment 832,275

Total .....$ 62,425,545

2.63 TO THE SHERIFF

Personal Services .....$ 31,841,709
Purchase of Services 2,647,080
Materials, Supplies and Equipment 1,287,133

Total .....$ 35,775,922

2.64 TO THE DEPARTMENT OF PLANNING AND DEVELOPMENT

Personal Services .....$ 8,998,404
Purchase of Services 15,381,344
Materials, Supplies and Equipment 131,305
Contributions, Indemnities and Taxes 6,000,000

Total .....$ 30,511,053

2.65 TO THE CITY COMMISSIONERS

Personal Services ..... $ 12,913,148
Purchase of Services 13,740,101
Materials, Supplies and Equipment 3,166,533

Total .....$ 29,819,782

2.66 TO THE OFFICE OF THE CHIEF PUBLIC SAFETY DIRECTOR

Personal Services	$ 11,947,725
Purchase of Services	52,714,064
Materials, Supplies and Equipment	281,380
Total	$ 64,943,169

2.67 TO THE OFFICE OF THE CHIEF PUBLIC SAFETY DIRECTOR – OFFICE OF PRISON OVERSIGHT

Personal Services	$ 1,082,648
Purchase of Services	349,027
Materials, Supplies and Equipment	27,922
Total	$ 1,459,597

2.68 TO THE CITIZENS POLICE OVERSIGHT COMMISSION

Personal Services	$ 2,721,863
Purchase of Services	438,002
Materials, Supplies and Equipment	42,000
Total	$ 3,201,865

2.69 TO THE DEPARTMENT OF STREETS – SANITATION

Personal Services	$ 115,918,803
Purchase of Services	69,110,639
Materials, Supplies and Equipment	5,039,632
Contributions, Indemnities and Taxes	53,171
Total	$ 190,122,245

2.70 TO THE FIRST JUDICIAL DISTRICT OF PENNSYLVANIA

Personal Services	$ 128,708,820
Purchase of Services	9,075,191
Materials, Supplies and Equipment	2,343,461
Total	$ 140,127,472

SECTION 3. Appropriations in the sum of one billion, one hundred seventy-one million, six hundred forty-four thousand (1,171,644,000) dollars are hereby made from the WATER FUND, as follows:

3.1 TO THE MAYOR – OFFICE OF INNOVATION AND TECHNOLOGY

Personal Services	$ 12,776,723
Purchase of Services	31,758,615
Materials, Supplies and Equipment	2,196,000
Total	$ 46,731,338

3.2 TO THE MANAGING DIRECTOR

Personal Services	$ 138,550
Total	$ 138,550

3.3 TO THE DEPARTMENT OF FLEET SERVICES

Personal Services	$ 4,110,683
Purchase of Services	1,489,000
Materials, Supplies and Equipment	4,894,553
Total	$ 10,494,236

3.4 TO THE DEPARTMENT OF PUBLIC PROPERTY

Purchase of Services	$ 5,494,744
Total	$ 5,494,744

3.5 TO THE WATER DEPARTMENT

Personal Services	$ 206,857,617
Purchase of Services	235,599,788
Materials, Supplies and Equipment	105,417,606
Contributions, Indemnities and Taxes	510,000
Payments to Other Funds	71,500,000
Total	$ 619,885,011

3.6 TO THE DIRECTOR OF FINANCE – FRINGE BENEFITS

Personal Services-Employee Benefits ..... $ 161,516,062

Total ..... $ 161,516,062

3.7 TO THE DIRECTOR OF FINANCE – INDEMNITIES

Contributions, Indemnities and Taxes ..... $ 7,000,000

Total ..... $ 7,000,000

3.8 TO THE DEPARTMENT OF REVENUE

Personal Services ..... $ 14,946,515
Purchase of Services 4,847,000
Materials, Supplies and Equipment 1,609,000

Total ..... $ 21,402,515

3.9 TO THE DEPARTMENT OF REVENUE – SINKING FUND COMMISSION

Debt Service ..... $ 290,221,887

Total ..... $ 290,221,887

3.10 TO THE PROCUREMENT DEPARTMENT

Personal Services ..... $ 104,004

Total ..... $ 104,004

3.11 TO THE CITY TREASURER

Purchase of Services ..... $ 2,650,000

Total ..... $ 2,650,000

3.12 TO THE LAW DEPARTMENT

Personal Services ..... $ 4,037,553
Purchase of Services 800,000
Materials, Supplies and Equipment 51,050

Total ..... $ 4,888,603

3.13 TO THE OFFICE OF SUSTAINABILITY

Personal Services	$ 135,874
Purchase of Services	47,000
Total	$ 182,874

3.14 TO THE WATER DEPARTMENT – PHILADELPHIA WATER, SEWER, AND STORMWATER RATE BOARD

Personal Services	$ 188,476
Purchase of Services	745,700
Total	$ 934,176

SECTION 4. Appropriations in the sum of thirty-two million, nine hundred ninety-four thousand (32,994,000) dollars are hereby made from the WATER RESIDUAL FUND, as follows:

4.1 TO THE WATER DEPARTMENT

Purchase of Services	$ 8,000,000
Materials, Supplies and Equipment	8,000,000
Payments to Other Funds	16,994,000
Total	$ 32,994,000

SECTION 5. Appropriations in the sum of twelve million, forty-one thousand (12,041,000) dollars are hereby made from the COUNTY LIQUID FUELS TAX FUND, as follows:

5.1 TO THE DEPARTMENT OF STREETS

Personal Services	$ 166,884
Purchase of Services	11,455,446
Materials, Supplies and Equipment	400,000
Payments to Other Funds	18,670
Total	$ 12,041,000

SECTION 6. Appropriations in the sum of forty million six hundred eighty-two thousand (40,682,000) dollars are hereby made from the SPECIAL GASOLINE TAX FUND, as follows:

6.1 TO THE DEPARTMENT OF STREETS

Personal Services	$ 11,465,985
Purchase of Services	13,548,527
Materials, Supplies and Equipment	11,675,000
Payments to Other Funds	20,000
Total	$ 36,709,512

6.2 TO THE DEPARTMENT OF STREETS – SANITATION

Personal Services	$ 2,962,488
Payments to Other Funds	10,000
Total	$ 2,972,488

6.3 TO THE DIRECTOR OF FINANCE – FRINGE BENEFITS

Personal Services-Employee Benefits	$ 1,000,000
Total	$ 1,000,000

SECTION 7. Appropriations in the sum of one billion, five hundred twenty-four million, three hundred twenty-seven thousand (1,524,327,000) dollars are hereby made from the HEALTHCHOICES BEHAVIORAL HEALTH REVENUE FUND, as follows:

7.1 TO THE DEPARTMENT OF PUBLIC HEALTH – OFFICE OF BEHAVIORAL HEALTH AND INTELLECTUAL DISABILITY

Personal Services	$ 533,122
Personal Services-Employee Benefits	177,171
Purchase of Services	1,523,516,707
Payments to Other Funds	100,000
Total	$ 1,524,327,000

SECTION 8. Appropriations in the sum of ninety-seven million two hundred thousand (97,200,000) dollars are hereby made from the HOTEL ROOM RENTAL TAX FUND, as follows:

8.1 TO THE DIRECTOR OF COMMERCE

Contributions, Indemnities and Taxes	$ 97,200,000

Total .....$ 97,200,000

SECTION 9. Appropriations in the sum of three billion, eighty-three million, one hundred two thousand (3,083,102,000) dollars are hereby made from the GRANTS REVENUE FUND, as follows:

9.1 TO THE COUNCIL – VETERANS ADVISORY COMMISSION

Personal Services .....$ 100,000
Purchase of Services 75,000
Materials, Supplies and Equipment 30,100
Contributions, Indemnities and Taxes 100
Payments to Other Funds 100

Total .....$ 205,300

9.2 TO THE MAYOR – OFFICE OF INNOVATION AND TECHNOLOGY

Personal Services .....$ 350,000
Purchase of Services 3,283,312
Materials, Supplies and Equipment 814,194
Payments to Other Funds 45,361,775

Total .....$ 49,809,281

9.3 TO THE MAYOR – OFFICE OF COMMUNITY EMPOWERMENT AND OPPORTUNITY

Personal Services .....$ 5,164,193
Personal Services-Employee Benefits 2,035,962
Purchase of Services 33,165,953
Materials, Supplies and Equipment 93,685

Total .....$ 40,459,793

9.4 TO THE MAYOR – OFFICE OF ARTS, CULTURE AND THE CREATIVE ECONOMY

Personal Services .....$ 500,000
Purchase of Services 2,000,000

Total .....$ 2,500,000

9.5 TO THE MAYOR – OFFICE OF EDUCATION

Personal Services	$ 2,042,334
Personal Services-Employee Benefits	467,529
Purchase of Services	587,246
Materials, Supplies and Equipment	163,350
Total	$ 3,260,459

9.6 TO THE MANAGING DIRECTOR

Personal Services	$ 47,330,000
Personal Services-Employee Benefits	4,000
Purchase of Services	83,665,000
Materials, Supplies and Equipment	10,741,500
Total	$ 141,740,500

9.7 TO THE POLICE DEPARTMENT

Personal Services	$ 13,245,234
Personal Services-Employee Benefits	311,005
Purchase of Services	15,633,899
Materials, Supplies and Equipment	11,416,701
Total	$ 40,606,839

9.8 TO THE DEPARTMENT OF STREETS

Personal Services	$ 745,200
Purchase of Services	62,215,000
Total	$ 62,960,200

9.9 TO THE FIRE DEPARTMENT

Personal Services	$ 16,912,590
Personal Services-Employee Benefits	2,636,559
Purchase of Services	5,240,917
Materials, Supplies and Equipment	6,161,113
Total	$ 30,951,179

9.10 TO THE DEPARTMENT OF PUBLIC HEALTH

Personal Services	$ 19,827,365
Personal Services-Employee Benefits	6,596,614
Purchase of Services	169,769,342
Materials, Supplies and Equipment	25,466,165
Payments to Other Funds	1,171,752
Total	$ 222,831,238

9.11 TO THE DEPARTMENT OF PUBLIC HEALTH – OFFICE OF BEHAVIORAL HEALTH AND INTELLECTUAL DISABILITY

Personal Services	$ 28,361,325
Personal Services-Employee Benefits	13,439,997
Purchase of Services	273,699,346
Materials, Supplies and Equipment	764,250
Payments to Other Funds	140,905
Total	$ 316,405,823

9.12 TO THE DEPARTMENT OF PARKS AND RECREATION

Personal Services	$ 2,347,900
Personal Services-Employee Benefits	84,500
Purchase of Services	9,032,538
Materials, Supplies and Equipment	3,576,075
Total	$ 15,041,013

9.13 TO THE DEPARTMENT OF HUMAN SERVICES

Personal Services	$ 108,416,951
Personal Services-Employee Benefits	78,649,358
Purchase of Services	583,441,692
Materials, Supplies and Equipment	9,066,643
Payments to Other Funds	8,000,000
Total	$ 787,574,644

9.14 TO THE DEPARTMENT OF HUMAN SERVICES – OFFICE OF HOMELESS SERVICES

Personal Services	$ 2,044,573
Purchase of Services	48,483,875
Materials, Supplies and Equipment	500,000

Total .....$ 51,028,448

9.15 TO THE DIRECTOR OF FINANCE

Personal Services .....$ 475,000
Purchase of Services 19,254,624
Materials, Supplies and Equipment 52,639

Total .....$ 19,782,263

9.16 TO THE DIRECTOR OF FINANCE – PROVISION FOR OTHER GRANTS

Advances and Other Miscellaneous Payment.....$ 1,000,000,477

Total .....$ 1,000,000,477

9.17 TO THE DEPARTMENT OF REVENUE

Purchase of Services .....$ 22,650,000

Total .....$ 22,650,000

9.18 TO THE DIRECTOR OF COMMERCE

Purchase of Services .....$ 8,022,000

Total .....$ 8,022,000

9.19 TO THE OFFICE OF SUSTAINABILITY

Personal Services .....$ 650,000
Purchase of Services 2,450,000

Total .....$ 3,100,000

9.20 TO THE BOARD OF TRUSTEES OF THE FREE LIBRARY OF PHILADELPHIA

Personal Services .....$ 2,069,697
Purchase of Services 3,028,751
Materials, Supplies and Equipment 8,115,739

Total .....$ 13,214,187

9.21 TO THE AUDITING DEPARTMENT

Purchase of Services	$ 300,000
Total	$ 300,000

9.22 TO THE REGISTER OF WILLS

Purchase of Services	$ 850,000
Total	$ 850,000

9.23 TO THE DISTRICT ATTORNEY

Personal Services	$ 9,705,150
Purchase of Services	3,028,750
Materials, Supplies and Equipment	751,000
Contributions, Indemnities and Taxes	2,000,000
Total	$ 15,484,900

9.24 TO THE DEPARTMENT OF PLANNING AND DEVELOPMENT

Personal Services	$ 90,000
Purchase of Services	145,089,188
Total	$ 145,179,188

9.25 TO THE CITY COMMISSIONERS

Purchase of Services	$ 5,850,000
Total	$ 5,850,000

9.26 TO THE OFFICE OF PUBLIC SAFETY

Personal Services	$ 165,000
Purchase of Services	10,002,676
Total	$ 10,167,676

9.27 TO THE DEPARTMENT OF STREETS – SANITATION

Personal Services ..... $ 354,500
Purchase of Services 7,074,009
Materials, Supplies and Equipment 1,777,000

Total ..... $ 9,205,509

9.28 TO THE FIRST JUDICIAL DISTRICT OF PENNSYLVANIA

Personal Services ..... $ 30,455,784
Personal Services-Employee Benefits 15,252,308
Purchase of Services 4,798,080
Materials, Supplies and Equipment 3,572,500
Payments to Other Funds 2,506,411

Total ..... $ 56,585,083

9.29 TO THE MAYOR – OFFICE OF THE CHIEF ADMINISTRATIVE OFFICER

Personal Services ..... $ 1,250,000
Purchase of Services 3,450,000
Materials, Supplies and Equipment 2,500,000

Total ..... $ 7,200,000

9.30 TO THE DEPARTMENT OF PRISONS

Purchase of Services ..... $ 136,000

Total ..... $ 136,000

SECTION 10. Appropriations in the sum of six hundred million, five hundred eighty-nine thousand (600,589,000) dollars are hereby made from the AVIATION FUND, as follows:

10.1 TO THE MAYOR – OFFICE OF INNOVATION AND TECHNOLOGY

Personal Services ..... $ 3,754,181
Purchase of Services 2,631,825

Total ..... $ 6,386,006

10.2 TO THE DEPARTMENT OF FLEET SERVICES

Personal Services ..... $ 1,955,517
Purchase of Services 592,400

Materials, Supplies and Equipment 1,660,380

Total .....$ 4,208,297

10.3 TO THE DEPARTMENT OF FLEET SERVICES – VEHICLE PURCHASE

Materials, Supplies and Equipment .....$ 3,000,000

Total .....$ 3,000,000

10.4 TO THE POLICE DEPARTMENT

Personal Services .....$ 22,023,255
Purchase of Services 115,200
Materials, Supplies and Equipment 99,200

Total .....$ 22,237,655

10.5 TO THE FIRE DEPARTMENT

Personal Services .....$ 11,930,611
Purchase of Services 20,000
Materials, Supplies and Equipment 132,500
Payments to Other Funds 19,000

Total .....$ 12,102,111

10.6 TO THE DEPARTMENT OF PUBLIC PROPERTY – UTILITIES

Purchase of Services .....$ 20,000,000

Total .....$ 20,000,000

10.7 TO THE DIRECTOR OF FINANCE

Purchase of Services .....$ 5,000,000

Total .....$ 5,000,000

10.8 TO THE DIRECTOR OF FINANCE – FRINGE BENEFITS

Personal Services-Employee Benefits .....$ 66,037,191

Total .....$ 66,037,191

10.9 TO THE DIRECTOR OF FINANCE – INDEMNITIES

Contributions, Indemnities and Taxes ..... $ 3,512,000

Total ..... $ 3,512,000

10.10 TO THE DEPARTMENT OF REVENUE – SINKING FUND COMMISSION

Debt Service ..... $ 161,255,892

Total ..... $ 161,255,892

10.11 TO THE DEPARTMENT OF AVIATION

Personal Services ..... $ 77,750,037
Purchase of Services 156,229,000
Materials, Supplies and Equipment 14,800,000
Contributions, Indemnities and Taxes 7,850,000
Payments to Other Funds 38,000,000

Total ..... $ 294,629,037

10.12 TO THE LAW DEPARTMENT

Personal Services ..... $ 2,109,938

Total ..... $ 2,109,938

10.13 TO THE OFFICE OF SUSTAINABILITY

Personal Services ..... $ 80,873
Purchase of Services 30,000

Total ..... $ 110,873

SECTION 11. Appropriations in the sum of one hundred three million, five hundred fifteen thousand (103,515,000) dollars are hereby made from the COMMUNITY DEVELOPMENT FUND, as follows:

11.1 TO THE DEPARTMENT OF PLANNING AND DEVELOPMENT

Personal Services ..... $ 6,714,101
Purchase of Services 48,936,279

Materials, Supplies and Equipment 214,000
Payments to Other Funds 25,000

Total .....$ 55,889,380

11.2 TO THE DEPARTMENT OF LICENSES AND INSPECTIONS

Personal Services .....$ 503,500

Total .....$ 503,500

11.3 TO THE DIRECTOR OF FINANCE – FRINGE BENEFITS

Personal Services-Employee Benefits .....$ 7,553,891

Total .....$ 7,553,891

11.4 TO THE DIRECTOR OF FINANCE – COMMUNITY DEVELOPMENT BLOCK GRANT – TO BE ALLOCATED

Advances and Other Miscellaneous Payment .....$ 20,000,000

Total .....$ 20,000,000

11.5 TO THE DIRECTOR OF COMMERCE

Personal Services .....$ 2,021,729
Purchase of Services 17,329,250

Total .....$ 19,350,979

11.6 TO THE LAW DEPARTMENT

Personal Services .....$ 217,250

Total .....$ 217,250

SECTION 12. Appropriations in the sum of eight million (8,000,000) dollars are hereby made from the CAR RENTAL TAX FUND, as follows:

12.1 TO THE DEPARTMENT OF REVENUE – SINKING FUND COMMISSION

Purchase of Services .....$ 8,000,000

Total .....$ 8,000,000

SECTION 13. There is hereby authorized sixteen million, five hundred twenty-two thousand (16,522,000) dollars to be paid from the MUNICIPAL PENSION FUND, the recurring costs of administering the functional activities of the Board of Pensions and Retirement. The Director of Finance is authorized to transfer these costs to the appropriate funds based on the appropriate allocation plan, as he/she shall determine:

13.1 TO THE BOARD OF PENSIONS AND RETIREMENT

Personal Services .....$ 6,019,052
Personal Services-Employee Benefits 6,748,848
Purchase of Services 3,527,600
Materials, Supplies and Equipment 86,500
Payments to Other Funds 140,000

Total .....$ 16,522,000

SECTION 14. Appropriations in the sum of seventy-four million seven hundred twenty thousand (74,720,000) dollars are hereby made from the HOUSING TRUST FUND, as follows:

14.1 TO THE DEPARTMENT OF PLANNING AND DEVELOPMENT

Personal Services .....$ 4,536,177
Personal Services-Employee Benefits 2,166,117
Purchase of Services 59,604,720
Materials, Supplies and Equipment 150,000

Total .....$ 66,457,014

14.2 TO THE DEPARTMENT OF REVENUE – SINKING FUND COMMISSION

Purchase of Services .....$ 8,262,986

Total .....$ 8,262,986

SECTION 15. Appropriations in the sum of two hundred eighty-seven million, one hundred ninety thousand (287,190,000) dollars are hereby made from the ACUTE CARE HOSPITAL FUND, as follows:

15.1 TO THE DEPARTMENT OF PUBLIC HEALTH

Personal Services .....$ 9,854,232

Purchase of Services 7,533,224
Materials, Supplies and Equipment 1,075,500
Payments to Other Funds 4,500,000

Total .....$ 22,962,956

15.2 TO THE DEPARTMENT OF PUBLIC HEALTH – STATE PAYMENT

Purchase of Services .....$ 263,820,543

Total .....$ 263,820,543

15.3 TO THE DIRECTOR OF FINANCE

Personal Services .....$ 75,000

Total .....$ 75,000

15.4 TO THE DIRECTOR OF FINANCE – FRINGE BENEFITS

Personal Services-Employee Benefits .....$ 286,501

Total .....$ 286,501

15.5 TO THE DEPARTMENT OF REVENUE

Personal Services .....$ 30,000
Materials, Supplies and Equipment 15,000

Total .....$ 45,000

SECTION 16. Appropriations in the sum of one hundred (100) dollars are hereby made from the BUDGET STABILIZATION FUND, as follows:

16.1 TO THE DIRECTOR OF FINANCE – BUDGET STABILIZATION

Payments to Other Funds .....$ 100

Total .....$ 100

SECTION 17. Appropriations in the sum of one million (1,000,000) dollars are hereby made from the PHILADELPHIA COUNTY DEMOLITION FUND, as follows:

17.1 TO THE DEPARTMENT OF LICENSES AND INSPECTIONS

Purchase of Services .....$ 1,000,000

Total .....$ 1,000,000

SECTION 18. Appropriations in the sum of one hundred fifty-two million, four hundred seventy-two thousand (152,472,000) dollars are hereby made from the TRANSPORTATION FUND, as follows:

18.1 TO THE DEPARTMENT OF STREETS

Personal Services .....$ 58,490,760
Purchase of Services 16,490,739
Materials, Supplies and Equipment 11,965,623
Payments to Other Funds 625,000

Total .....$ 87,572,122

18.2 TO THE DIRECTOR OF FINANCE – FRINGE BENEFITS

Personal Services-Employee Benefits .....$ 49,899,878

Total .....$ 49,899,878

18.3 TO THE DIRECTOR OF FINANCE – INDEMNITIES

Contributions, Indemnities and Taxes .....$ 15,000,000

Total .....$ 15,000,000

SECTION 19. General Provisions

(1) The sums herein appropriated under Items 2.38, 3.7, 10.9 and 18.3 "To the Director of Finance-Indemnities" shall be used for the purpose of settling claims against the City. Payments therefore shall be made by the Director of Finance only upon the authorization of the City Solicitor or his/her designated representative for this purpose.

(2) If any function is transferred from one office, department, board or commission to another office, department, board or commission, the Director of Finance may not, without Council approval by ordinance, transfer to the successor office, department, board or commission those portions of the appropriations which appertain to the function transferred.

(3) Whenever, pursuant to the provisions of Section 8-401 of the Philadelphia Home Rule Charter, employees of any office, department, board or commission are used by another

office, department, board or commission, the compensation of such employees for the period of such use may, at the discretion of the Director of Finance, be charged against the applicable appropriations to the using office, department, board or commission. The Director of Finance shall notify the President of Council, the Chief Clerk of Council and the Chair of the Appropriations Committee at least two (2) days prior to making any such charge against appropriations.

(4) In respect to any grant received by the City under Sections 5, 6, 7 or 9 of this Ordinance, the Director of Finance may, upon written authorization by the grantor transfer non-City funds between and among classes. The authorizations for such transfers shall be transmitted by the Director of Finance to the Clerk of Council within two (2) working days of any such transfer, along with a statement explaining the reason for such transfer. Transfers between and among departments respecting grants of two hundred fifty thousand (250,000) dollars or greater shall not be made except with the prior approval of the Council by resolution or ordinance. Approval shall not be granted to any such transfer request submitted to Council unless it is accompanied by a copy of the grant proposal (and, if received, the grant award) which has caused the transfer request to be made. Transfers between and among departments respecting grants of less than two hundred fifty thousand (250,000) dollars shall be made upon written authorization of the Director of Finance; provided however, that such authorization, along with a full description of the grant affected is transmitted to the President of Council at least two (2) days before the effective date of such authorization.

In respect to funds from the Department of Housing and Urban Development's Community Development Block Grant (CDBG) appropriated under Section 11 of this Ordinance, the limitations set forth in the provisions of Chapter 21-1100 of The Philadelphia Code shall govern any transfer of CDBG funds between and among classes, departments and elements (grants).

(5) In respect to the appropriation made in Item 11.4 of this Ordinance "To the Director of Finance-Community Development Block Grant-To be Allocated", the sums shall not be construed as being available for commitment prior to the adoption of any ordinance appropriating moneys to be made available by the Department of Housing and Urban Development for the Fiscal Year 2027.

(6) The Director of Finance may make adjustments for obligations incurred in Fiscal Year 2026 and prior years. These may be made out of the appropriations therefore to the respective offices, departments, boards, commissions and agencies for Fiscal Year 2027. Within one week of taking any action authorized by this subsection (6), the Director of Finance shall provide written notice to the President and all members of the Council, with a copy to the Chief Clerk of Council, detailing such action.

(7) Except as otherwise provided by this Ordinance, special funds heretofore established pursuant to ordinance or statute, shall continue to be utilized in Fiscal Year 2027 for

the purposes and in the manner prescribed by such ordinance or statutes to the extent that they are consistent with the provisions of the Philadelphia Home Rule Charter.

When under the Philadelphia Home Rule Charter an appropriation is a prerequisite to payments of money from such special funds, this paragraph should be construed as an appropriation of the full receipts of such funds for the purpose heretofore authorized by such ordinance or statutes, except that this paragraph shall not be construed as an appropriation of any funds contained in the Housing Trust Fund created under Chapter 21-1600 of The Philadelphia Code, and expenditures from the Housing Trust Fund shall be made only pursuant to appropriations made in Section 14 of this ordinance. The provisions in the prior sentence relating to the Housing Trust Fund are not severable from the remainder of that sentence or from any of the other provisions of this subsection (7), but are essentially and inseparably connected with those provisions, it being Council's intent that no portion of this subsection (7) would have been enacted if it did not also contain the provisions relating to the Housing Trust Fund.

The Director of Finance is authorized and directed to impound the balance of any special fund with respect to which he/she finds that the purposes for which the fund is being expended were intended by ordinance or law to be funded by an appropriation made in other Sections of this Ordinance.

(8) The City Treasurer is authorized and directed to make temporary advances in such amounts as the Director of Finance shall specify between any of the operating funds receiving appropriations in this Ordinance or between any operating fund and the Capital Projects Fund, and the Industrial and Commercial Development Fund, in anticipation of the collection of revenues or other receipts which are estimated to be receivable during the Fiscal Year 2027. Such advances shall bear interest at such rates as the City Treasurer, upon approval of the Director of Finance, shall determine.

(9) The amounts herein appropriated for Purchase of Services; Materials, Supplies and Equipment; Contributions, Indemnities and Taxes; and Debt Service shall be deemed to be available for encumbrance upon the effective date of this Ordinance, to the extent necessary to facilitate the operations of the various offices, departments, boards and commissions for Fiscal Year 2027; provided, that no service shall be rendered prior to July 1, 2026 and no materials, supplies or equipment acquired shall be used in Fiscal Year 2026 except to the extent required to prepare for Fiscal Year 2027.

Such portions of the appropriations herein made for debt service to the Sinking Fund Commission may be paid over to the City's fiscal agent prior to July 1, 2026 as in the judgment of the Director of Finance is necessary to meet interest and principal on the debt of the City due on July 1, 2026.

(10) The Director of Finance is authorized to charge or credit fund balances available for appropriations as of June 30, 2026, to record properly actual charges for Interfund Services for the Fiscal Year 2026.

(11) The Director of Finance is authorized to charge to fund balance payment of any obligation properly incurred in Fiscal Year 2026 or in any prior year, provided that at the time such obligation was incurred an appropriation was available against which it could have been charged, but that such appropriation shall have ceased to exist due to merger into surplus. It is further provided that the payment of any such obligation be in the same manner and subject to the same controls as would have been followed had the obligation been paid in a timely manner. Within one week of taking any action authorized by this subsection (11), the Director of Finance shall provide written notice to the President and all members of Council, with a copy to the Chief Clerk of Council, detailing such action.

(12) Provided that the appropriation contained in Sections 7, 9 and 11 of this Ordinance shall be made available for encumbrances and/or expenditure only when the Director of Finance has certified that he/she has been responsibly advised that funds necessary to finance such appropriation or portion thereof have been received or are to be forthcoming from another government or from a nongovernmental source.

In such event the Director of Finance is authorized to accept the award for the City and to provide for the appropriation as may be required to execute the program covered by the award.

(13) The Director of Finance is authorized and directed to restore any deficiency in any Sinking Fund Reserve established pursuant to a revenue bond general ordinance, when such deficiency results from a decline in the market value of its investments, by charging the amount of the deficiency against available loan balances, or in the absence of available loan balances, against the appropriate operating fund balance. Within one week of taking any action authorized by this subsection (13), the Director of Finance shall provide written notice to the President and all members of Council, with a copy to the Chief Clerk of Council, detailing such action.

(14) None of the appropriations herein provided in Section 11 shall be encumbered against or expended out of the fifty-second (52nd) entitlement grant prior to the formal award thereof: Provided, that pending the receipt of all or a portion of the aforesaid grant award the Director of Finance is authorized to finance the appropriations herein provided from balances of prior entitlement grants awards. The authorization for such financing shall be transmitted by the Director of Finance to the Clerk of Council within two (2) working days of any such authorizations.

(15) In respect to the authorization amounts as set forth in Section 13 for purposes of operating the Board of Pensions and Retirement, the Director of Finance may increase each class amount by an amount not to exceed fifteen percent (15%) of the total budget for the fund for Fiscal Year 2027. The authorization for such increases shall be transmitted by the Director of Finance to the Clerk of Council within two (2) working days of any such increases.

(16) The appropriation contained in Section 9.24 of this ordinance shall only be made available for obligation upon certification by the Director of Finance that Community Development Block Grant unexpended funds are available for Interim and Construction Assistance and that the amounts to be made available are guaranteed by an irrevocable Letter of Credit or similar security. At such time the Director of Finance may authorize amounts to be provided from his/her appropriation, which amounts shall be financed by Community Development Block Grant revenues. Amounts which are repaid shall be credited as program income to finance Community Development Fund activities.

The Director of Finance and the Director of Planning and Development, in accordance with the regulations of the Department of Housing and Urban Development (HUD), are authorized and directed to draw funds in a single lump sum from HUD's Community Development Block Grant (CDBG) to the City of Philadelphia for the appropriation contained in Section 11.1 of this Ordinance to establish a rehabilitation fund in one or more private institutions for the purpose of financing the rehabilitation of privately owned properties as part of the City's CDBG program. Funds drawn down from HUD, pursuant to this authorization, may be deposited in any private financial institution as defined by the applicable HUD regulations notwithstanding the limitations on the placement of City deposits set forth in Chapter 19-200 of The Philadelphia Code.

(17) The Director of Finance, with the concurrence of the U. S. Department of Housing and Urban Development (HUD), shall as of June 30 of the fiscal period preceding the start of this Operating Budget Ordinance, transfer all unobligated encumbrances and other available balances from the oldest Community Development Program Year not previously closed out to the next oldest Program Year as of July 1. Further, any questioned cost items from the closed out Program Year which are determined by HUD to be ineligible costs shall be transferred to the oldest open Program Year after such costs are removed. Program regulations governing such transferred funds shall be determined by HUD. The Director of Finance shall notify the Clerk of Council periodically concerning Program Year close outs and transfers.

(18) The Director of Finance is hereby authorized, at his/her discretion, to transfer the amount of the authorization and/or the obligations in respect to indemnities, advertising, insurance, telephone, postage, rental, leases, vehicle purchases, utilities, employer's share of fringe benefits and data processing services from the appropriations herein made to the appropriate offices, departments, boards, commissions or other agencies of the City.

(19) The appropriation set forth at line item 2.34 shall constitute the appropriation provided for by Section 2-300(7) of the Home Rule Charter. The Director of Finance shall make the payment authorized by said appropriation, as required by Section 6-110(a) of the Home Rule Charter.

CERTIFICATION: This is a true and correct copy of the original Bill, Passed by the City Council on June 11, 2026. The Bill was Signed by the Mayor on June 11, 2026.



Elizabeth McCollum
Chief Clerk of the City Council