

Phila. Museum of Art

West Entrance - Art Museum Drive
Philadelphia, PA

Project: 25-0248

D/F Monument Qty: 01

Fabrication Information:
Produce D/F monument as shown.

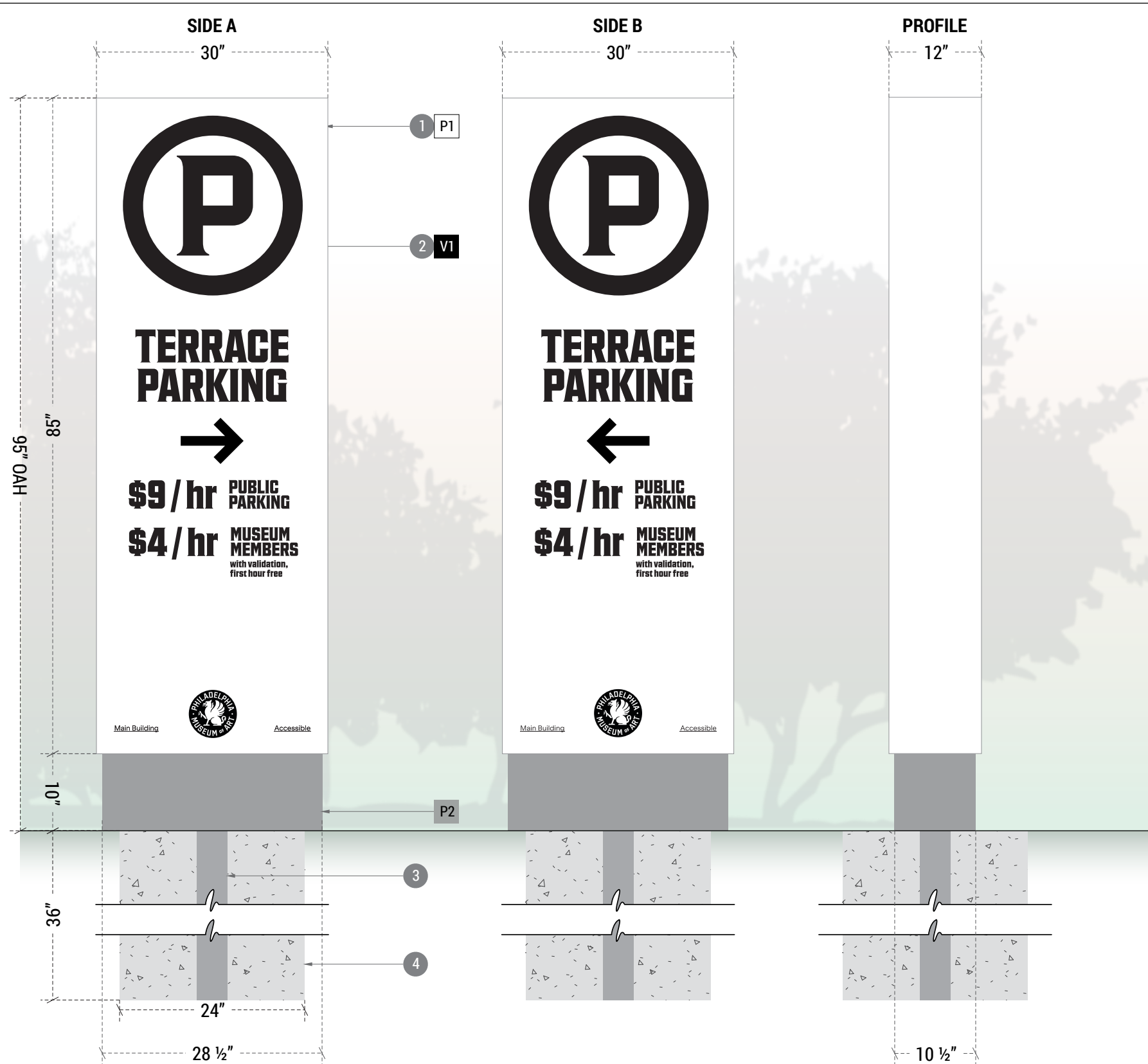
Installation Information:
Install as shown.

Paint

P1	MP Satin White (202)
P2	To Match PMS 443 C

Vinyl

V1	Matte Black (900-180-0)
----	-------------------------



EXISTING LOCATION



PROPOSED SIGNAGE

B D/F Monument
SCALE: 3/4"=1'-0"

1. ALUMINUM FRAMED & SKINNED NON-ILLUMINATED MONUMENT SIGN PTD. AS NOTED
2. MATTE BLACK DIE CUT VINYL (V1) GRAPHICS
3. 4" X 4" SQUARE ALUMINUM SUPPORT TUBE
4. 24" X 36" HAND DUG CONCRETE FOOTINGS

Jason Hill 04.23.26

X:\SharedFiles\MISC PROPERTIES\Philadelphia Museum of Art

THIS DOCUMENT CONTAINS CONFIDENTIAL AND PROPRIETARY INFORMATION THAT CANNOT BE REPRODUCED OR DIVULGED, IN WHOLE OR IN PART, WITHOUT WRITTEN AUTHORIZATION FROM CITY SIGN SERVICE, INC. © 2026

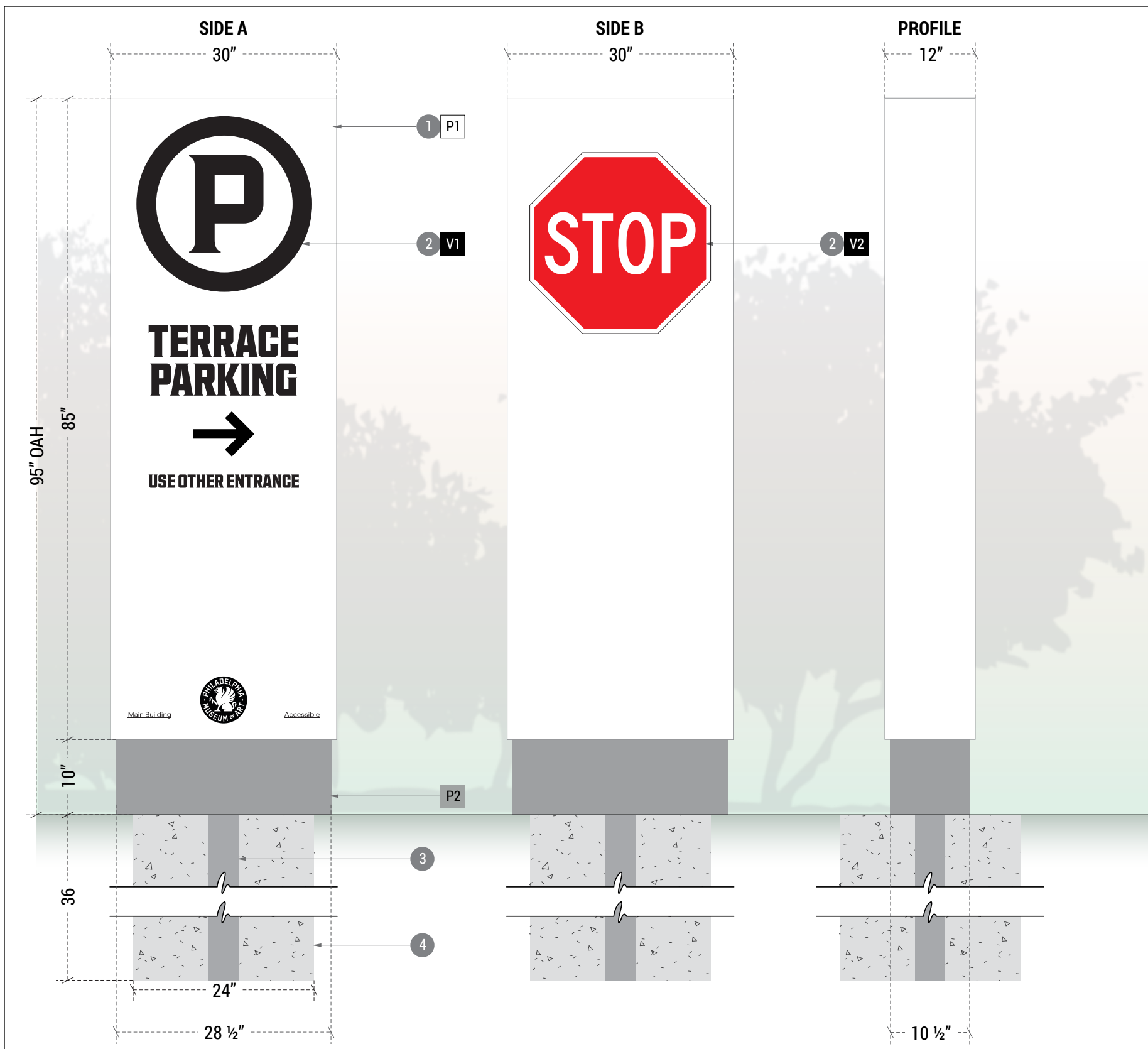
Revisions:

R1	04.24.26 - JHH	R4	R4.00.00 -
R2	04.27.26 - JHH	R5	R5.00.00 -
R3	05.20.26 - JHH	R6	R6.00.00 -

CITY SIGN SERVICE INC. Interior / Exterior Sign Manufacturers

424 Caredean Dr., Horsham PA, 19044
215.442.1323 / citysignservice.net





C D/F Monument
SCALE: 3/4"=1'-0"

1. ALUMINUM FRAMED & SKINNED NON-ILLUMINATED MONUMENT SIGN PTD. AS NOTED
2. MATTE BLACK DIE CUT VINYL (V1) & ENGINEER GRADE REFLECTIVE(V2) GRAPHICS
3. 4" X 4" SQUARE ALUMINUM SUPPORT TUBE
4. 24" X 36" HAND DUG CONCRETE FOOTINGS

Phila. Museum of Art

West Entrance - Art Museum Drive
Philadelphia, PA

Project: 25-0248

D/F Monument	Qty: 01
--------------	---------

Fabrication Information:
Produce D/F monument as shown.

Installation Information:
Remove & replace existing stop sign.

Paint

P1	MP Satin White (202)
P2	To Match PMS 443 C

Vinyl

V1	Matte Black (900-180-0)
V2	ENGINEER-GRADE REFLECTIVE



EXISTING LOCATION



PROPOSED SIGNAGE

Jason Hill 04.23.26

X:\SharedFiles\MISC PROPERTIES\Philadelphia Museum of Art

THIS DOCUMENT CONTAINS CONFIDENTIAL AND PROPRIETARY INFORMATION THAT CANNOT BE REPRODUCED OR DIVULGED, IN WHOLE OR IN PART, WITHOUT WRITTEN AUTHORIZATION FROM CITY SIGN SERVICE, INC. © 2026

Revisions:

R1	04.24.26 - JHH	R4	R4.00.00 -
R2	04.27.26 - JHH	R5	R5.00.00 -
R3	05.20.26 - JHH	R6	R6.00.00 -



424 Caredean Dr., Horsham PA, 19044
215.442.1323 / citysignservice.net

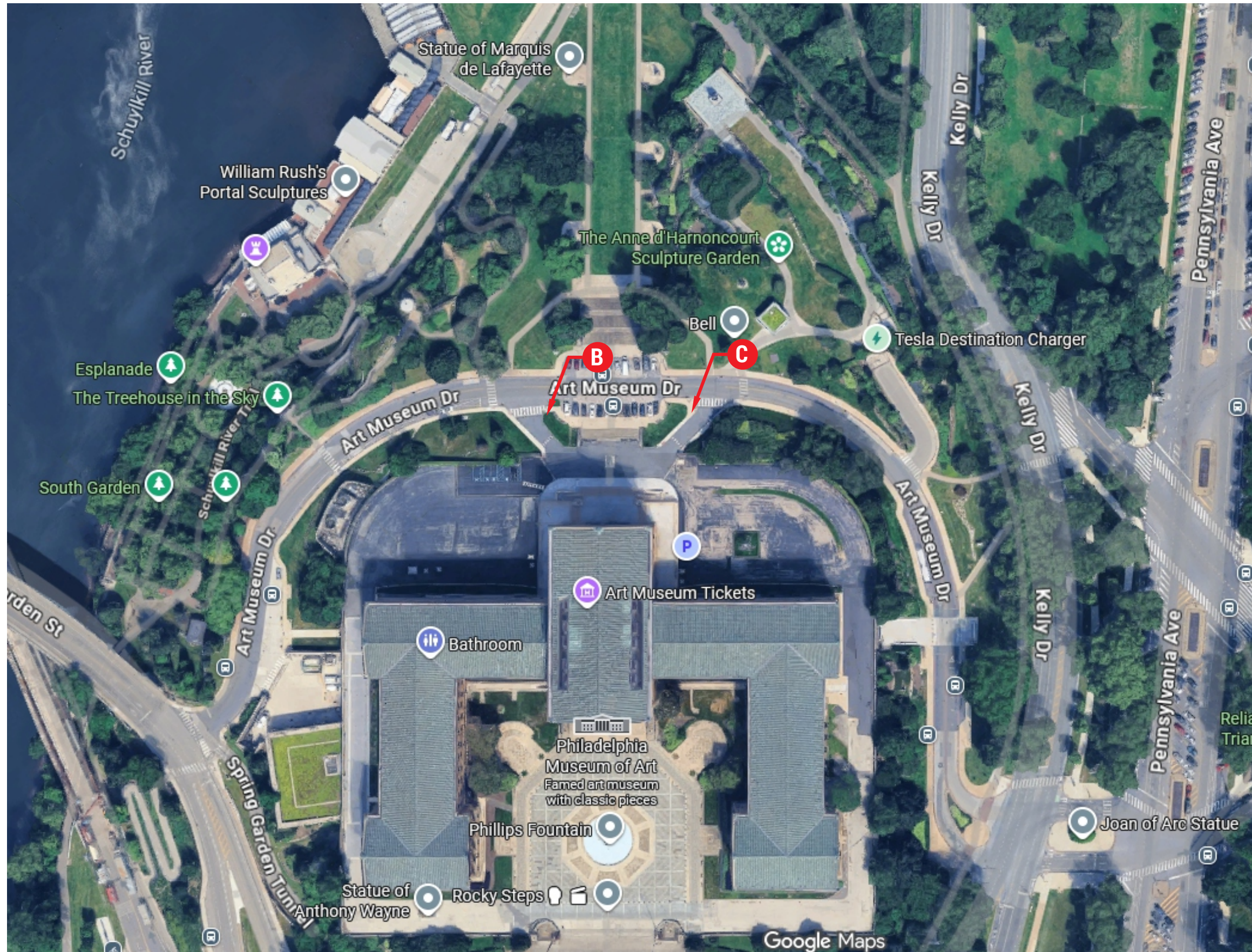


Phila. Museum of Art

West Entrance - Art Museum Drive
Philadelphia, PA

Project: 25-0248

Site Map



Jason Hill 04.23.26

X:\SharedFiles\MISC PROPERTIES\Philadelphia Museum of Art

THIS DOCUMENT CONTAINS CONFIDENTIAL AND PROPRIETARY INFORMATION THAT CANNOT BE REPRODUCED OR DIVULGED, IN WHOLE OR IN PART, WITHOUT WRITTEN AUTHORIZATION FROM CITY SIGN SERVICE, INC. © 2026

Revisions:

- | | |
|-------------------|---------------|
| R1 04.24.26 - JHH | R4 R4.00.00 - |
| R2 04.27.26 - JHH | R5 R5.00.00 - |
| R3 05.20.26 - JHH | R6 R6.00.00 - |



424 Caredean Dr., Horsham PA, 19044
215.442.1323 / citysignservice.net

