



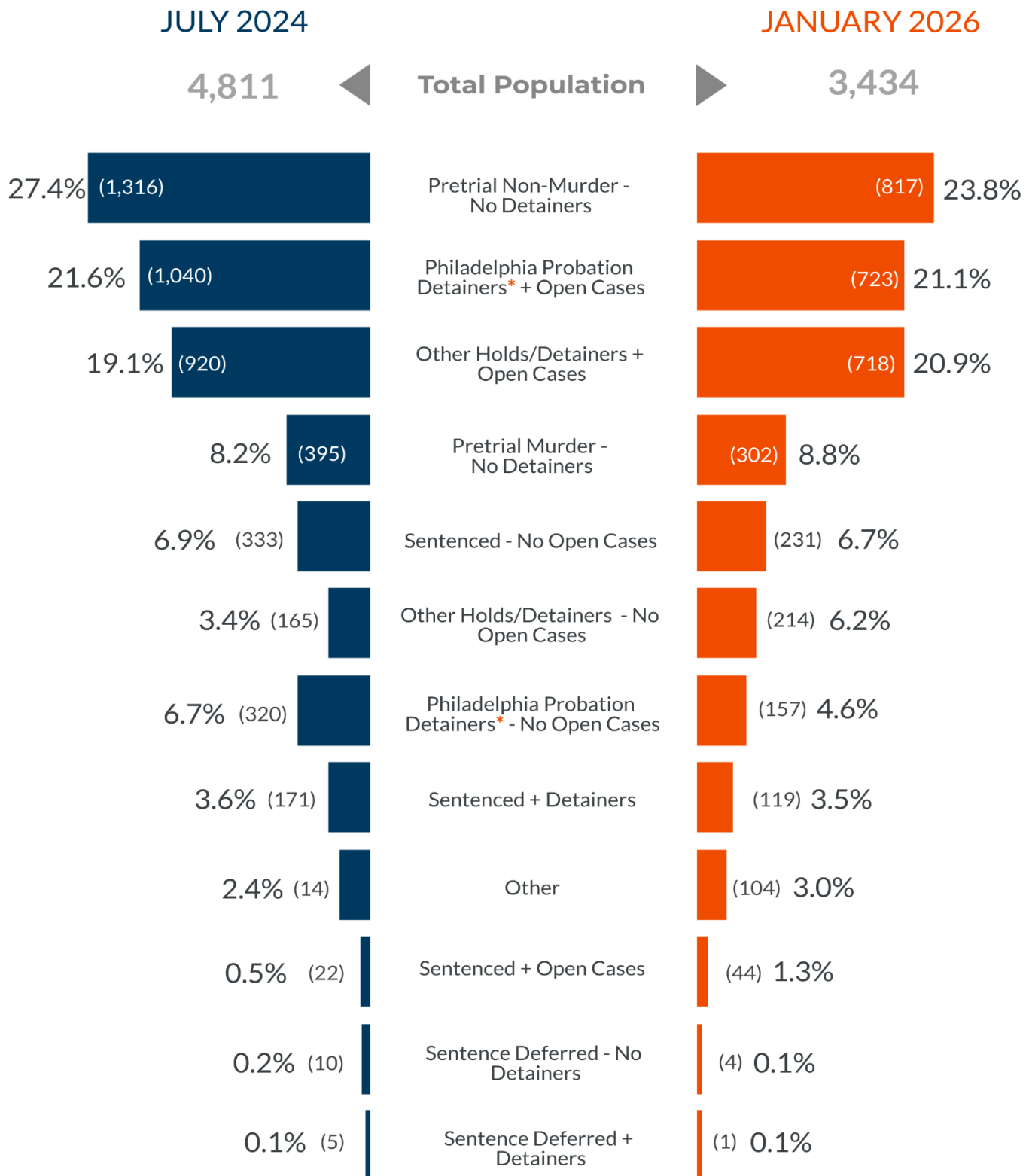
## PHILADELPHIA'S PRISON POPULATION | JANUARY 2026

From 2015 to 2025, Philadelphia participated in the MacArthur Foundation's Safety and Justice Challenge, a national initiative to decrease local jail populations and address racial, ethnic, and economic disparities in the criminal justice system. Philadelphia implemented a number of collaborative reform measures with justice and behavioral health partners. During this time, Philadelphia's prison population fell from 8,082 people in July 2015 to 3,436 in July 2025, a 57.5% reduction. While the SJC ended in 2025, the collaborative reform measures remain. This summary report provides a high level glance at progress by comparing the current population to July 2024, the highest prison population in recent years. Philadelphia's prison population is down **28.6%** from 4,811 people in July 2024 to **3,434 people in January 2026**.



# CONFINEMENT CATEGORY\* COMPARISON

Note: Counts are noted in parentheses

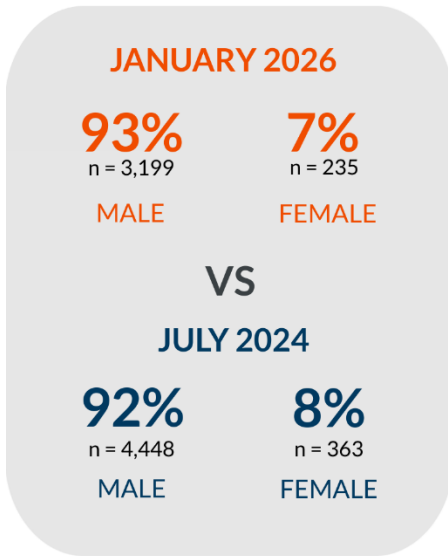


\*Detailed description of confinement categories can be found here: <http://bit.ly/2TjoVQS>

*\*People in these categories may also have detainers or holds from other jurisdictions, and/or Philadelphia warrants in addition to their Philadelphia Probation detainer. All Philadelphia detainer categories also include those issued on special probation cases at the request of Pennsylvania State Parole. A sentencing judge may request, while retaining their decision-making power, the Pennsylvania Parole Board to supervise certain people released from state custody, known as 'special probation' cases.*

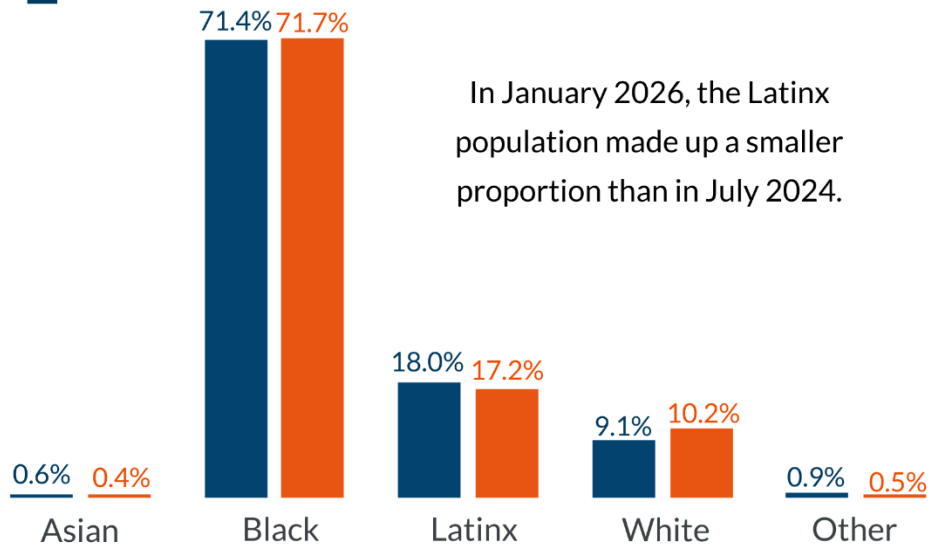
# POPULATION OVERVIEW

## SEX



■ CURRENT  
■ JULY 2024

## RACE/ETHNICITY

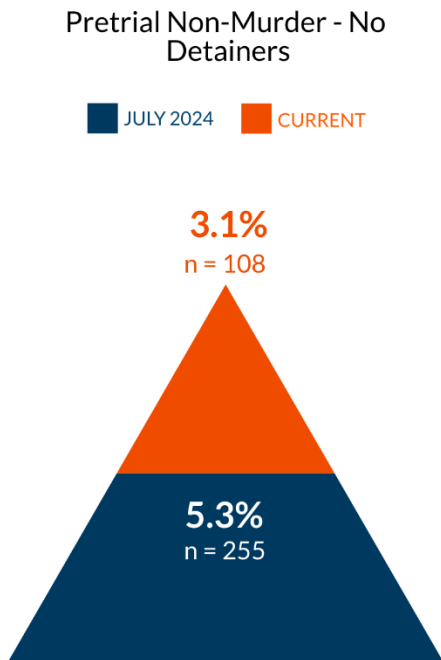


## LENGTH OF STAY\*



\*Length of stay (LOS) figures are for individuals who were still in custody at the time of the data extraction, as opposed to LOS for people who were released.

## CASH BAIL (Under \$50,000)



These folks would need to post 10% of their monetary bail to be released from prison.

## SERIOUSLY MENTALLY ILL (SMI)





# Philadelphia Prison Population

JANUARY 2015 - JANUARY 2026

- JULY 2024
- CURRENT MONTH

