

Philadelphia Art Commission

One Parkway Building
1515 Arch St., 13th Floor
Philadelphia, PA 19102
artcommission@phila.gov



Philadelphia Art Commission
CITY OF PHILADELPHIA

Art Commission Signage Review Cover Letter

Date: 4/22/26

Name of Business or Entity (to which the sign is accessory): Pennsylvania Academy of F

Sign Location (Address): 118 N Broad St On Public Property? Yes No

Is this location in an Overlay Zoning District requiring Art Commission signage review?

Yes (specify): _____ No Unsure

Total Number of Signs: 75 Type(s) of Signs (check all that apply below):

- Wall Projecting/Blade Marquee Awning or Canopy Building ID (above 2nd story)
- Window Other: Wayfinding

Sign Details (if more than four (4), include details in *Additional Description* box below):

#	Sign Type	Dimensions	Mounting Height	Material(s)	Illumination (check if so)
1					<input type="checkbox"/>
2					<input type="checkbox"/>
3					<input type="checkbox"/>
4					<input type="checkbox"/>

Additional Description (optional) (details, background/context, purpose/need, specific requests, etc.):

The signage consists primarily of wayfinding enhancements along the building frontages, as well as banners, wall signs, and building identification signs. The full size, type, format, and number of signs will be more fully set forth in the drawings.

Primary Contact for Art Commission

Communications:

Name: Fred Poindexter
 Company: Saul Ewing LLP
 Address: 1735 Market St, Philadelphia PA 19103
 Email: [REDACTED]
 Phone: [REDACTED]

Contact to Receive Art Commission

Decision (if different):

Name: _____
 Company: _____
 Address: _____
 Email: _____
 Phone: _____

April 15, 2026

VIA EMAIL

Katherine C. Liss
Philadelphia Art Commission
One Parkway, 13th Floor
1515 Arch Street
Philadelphia, PA 19102

RE: 118-128 and 130-140 N Broad Street; PAFA – Pennsylvania Academy of Fine Arts; Sign and Streeter Committee Review

Dear Ms. Liss:

PAFA has recently completed major renovations at its Historic Landmark Building at 118 N Broad Street. The renovations restore and revitalize key components of the building and provide forward-looking enhancements. In connection with the new phase of the building's life cycle, and the life cycle of the Samuel M.V. Hamilton Building across Lenfest Plaza, PAFA has developed updated signage plans for each building's frontage(s) on Broad Street and the Cherry Street corridor (Lenfest Plaza). We represent PAFA in its efforts to obtain approvals for such signage. As you'll see in the forthcoming package, the signage consists primarily of wayfinding enhancements along the building frontages, as well as banners and building identification signs. The full size, type, format, and number of signs will be more fully set forth in the drawings provided to the Commission. We submit this letter to request time on the agenda at the April 29, 2026 meeting of the Sign and Streeter Committee to present and discuss the signage package of this project.

You can direct any questions regarding the project or submission package to me at the contact information below.

Sincerely,



Frederick N. Poindexter
Saul Ewing LLP
1735 Market Street, Suite 3400
Philadelphia, PA 19103
215-972-7137
frederick.poindexter@saul.com

PAFA

Pennsylvania Academy
of the Fine Arts

Signage to enhance the museum's exterior wayfinding
among private tenants in PAFA's Arts Hub.

April 16, 2026

NOT FOR CONSTRUCTION



Historic Landmark Building Signage and Wayfinding Enhancements

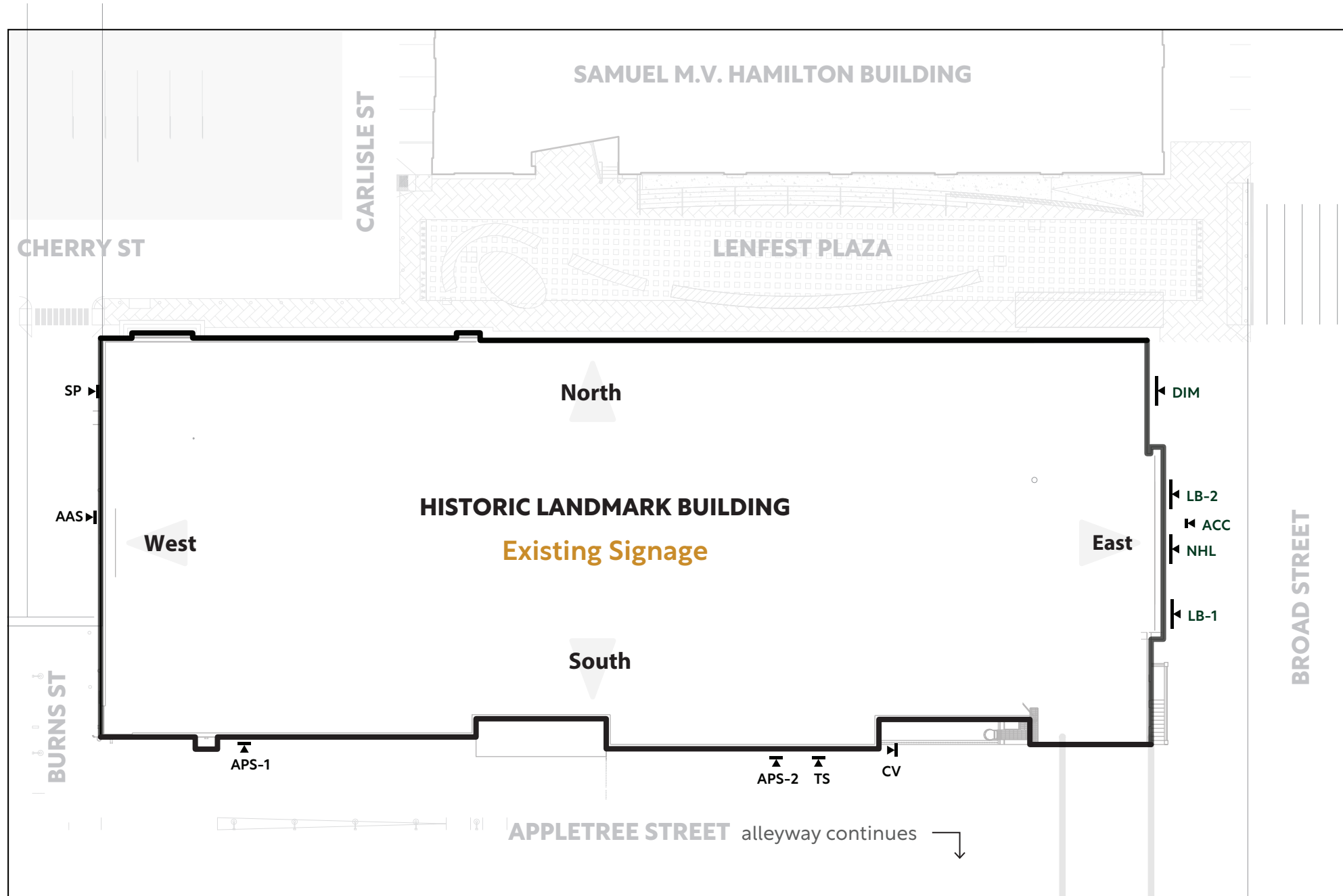
Philadelphia Zoning District: CMX - 5

PAFA's Historic Landmark Building is a nationally-recognized historic building exterior and interior. The primary design challenge in identifying this building is the avoidance of any fixtures into historic fabric. Freestanding signage has been designed with this in mind.

Client/Project	Lobby & Wayfinding	Date	Scale	Page Number
PAFA	C.D. DRAFT	04.16.26		2.1

© 2026 Cloud Gehshan Design | **Not for Production**

Historic Landmark Building Existing Signage in Plan View



Scale 1/32" = 1'

This plan and the accompanying application are not intended to affect past sign approvals, if any, for permitted, Non-PAFA occupants of the property.

East Frontage (Broad Street) 100' | 200 sq. ft. Allowance

Sign Type	Description	Dimensions	Sq. Ft.	Q	Total Sq. Ft.
LB**	Landmark Banner	6'-3" x 10'	62.5	2	125
NHL*	Natl. Hist. Plaque	1'-5" x 1'-2 1/2"	1.71	1	1.71
ACC	Accessible Call Button	1' x 4'	4	1	4
DIM**	Dimensional PAFA	13' x 5'	65	1	65
Total					195.71

North Frontage (Lenfest Plaza) 257.83' | 515.66 sq. ft. Allowance

Sign Type	Description	Dimensions	Sq. Ft.	Q	Total Sq. Ft.
Total					0

West Frontage (Cherry Street) 100' | 200 sq. ft. Allowance

Sign Type	Description	Dimensions	Sq. Ft.	Q	Total Sq. Ft.
SP	Standpipe	1'-1" x 7"	.63	1	.63
AAS	Antiquated Acc. Sign	2' x 3'	6	1	6
Total					6.63

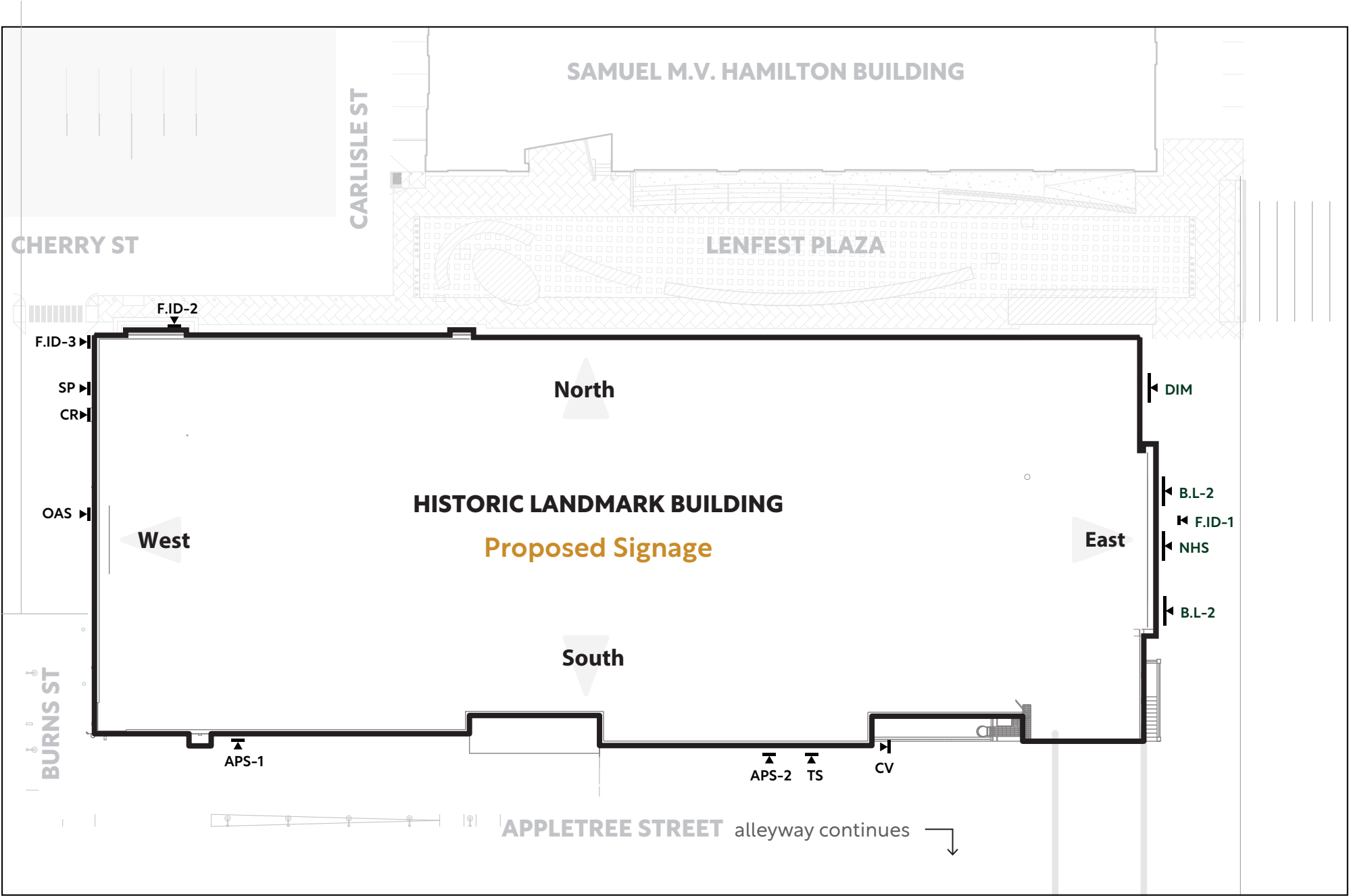
South Frontage (Appletree Street) 257.83' | 515.66 sq. ft. Allowance

Sign Type	Description	Dimensions	Sq. Ft.	Q	Total Sq. Ft.
APS	Antiquated Parking Sign	3' x 2'	3	2	6
TS	Towing Sign	3' x 3'	9	1	9
CV	Court Vans Directional	3' x 3"	9	1	9
Total					24

* Existing sign types which go unchanged

** Existing sign types which only receive a graphic replacement, no new hardware

Historic Landmark Building Proposed Signage in Plan View



East Frontage (Broad Street) 100' | 200 sq. ft. Allowance | 195.71 Precedent

Sign Type	Description	Dimensions	Sq. Ft.	Q	= Sq. Ft.
B.L**	Landmark Banner	6'-3" x 10'	62.5	2	125
NHL*	Natl. Hist. Plaque	1'-5" x 1'-2 1/2"	1.71	1	1.71
F.ID	Building ID + Direct.	6' x 1'	6	1	6
DIM*	Dimensional PAFA	13' x 5'	65	1	65
Total					197.71

North Frontage (Lenfest Plaza) 257.83' | 515.66 sq. ft. Allowance | 0 Precedent

FID	Freestanding ID	1' x 6'	6	1	6
Total					6

West Frontage (Cherry Street) 100' | 200 sq. ft. Allowance | 6.63 Precedent

F.ID	Freestanding ID + Dir	6' x 1'	6	1	6
CW	Canopy Wrap	20' x 1'-2"	23.43	1	23.43
SP*	Standpipe	1'-1" x 7"	.63	1	.63
OAS*	Obsolete Acc. Sign	2' x 3'	6	1	6
Total					36.06

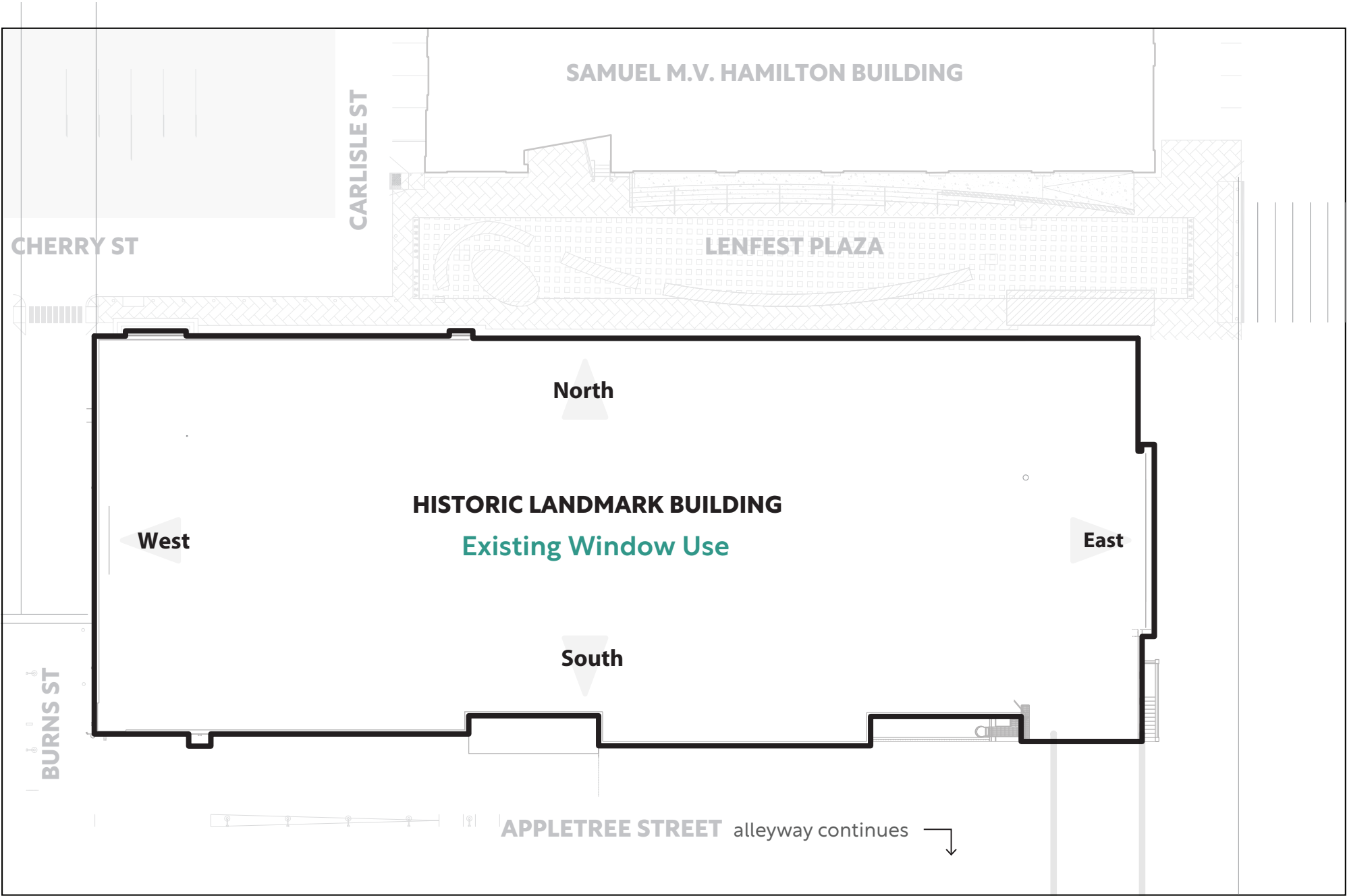
South Frontage (Appletree Street) 257.83' | 515.66 sq. ft. Allowance | 24 Precedent

APS	Antiquated Parking Sign	3' x 2'	3	2	6
TS	Towing Sign	3' x 3'	9	1	9
CV	Court Vans Directional	3' x 3"	9	1	9
Total					24

This plan and the accompanying application are not intended to affect past sign approvals, if any, for permitted, Non-PAFA occupants of the property.

* Existing sign types which go unchanged
 ** Existing sign types which only receive a graphic replacement, no new hardware

Historic Landmark Building Existing Window Use in Plan View



Scale 1/32" = 1'

This plan and the accompanying application are not intended to affect past sign approvals, if any, for permitted, Non-PAFA occupants of the property.

East Frontage (Broad Street Plaza) 47.69 sq. ft. | 9.54 Allowance

Sign Type	Description	Dimensions	Sq. Ft.	Q	Total Sq. Ft.
---	----	-----	---	-	---
Total					0

North Frontage (Lenfest Plaza) 47.69 sq. ft. | 9.54 Allowance

---	----	-----	---	-	---
Total					0

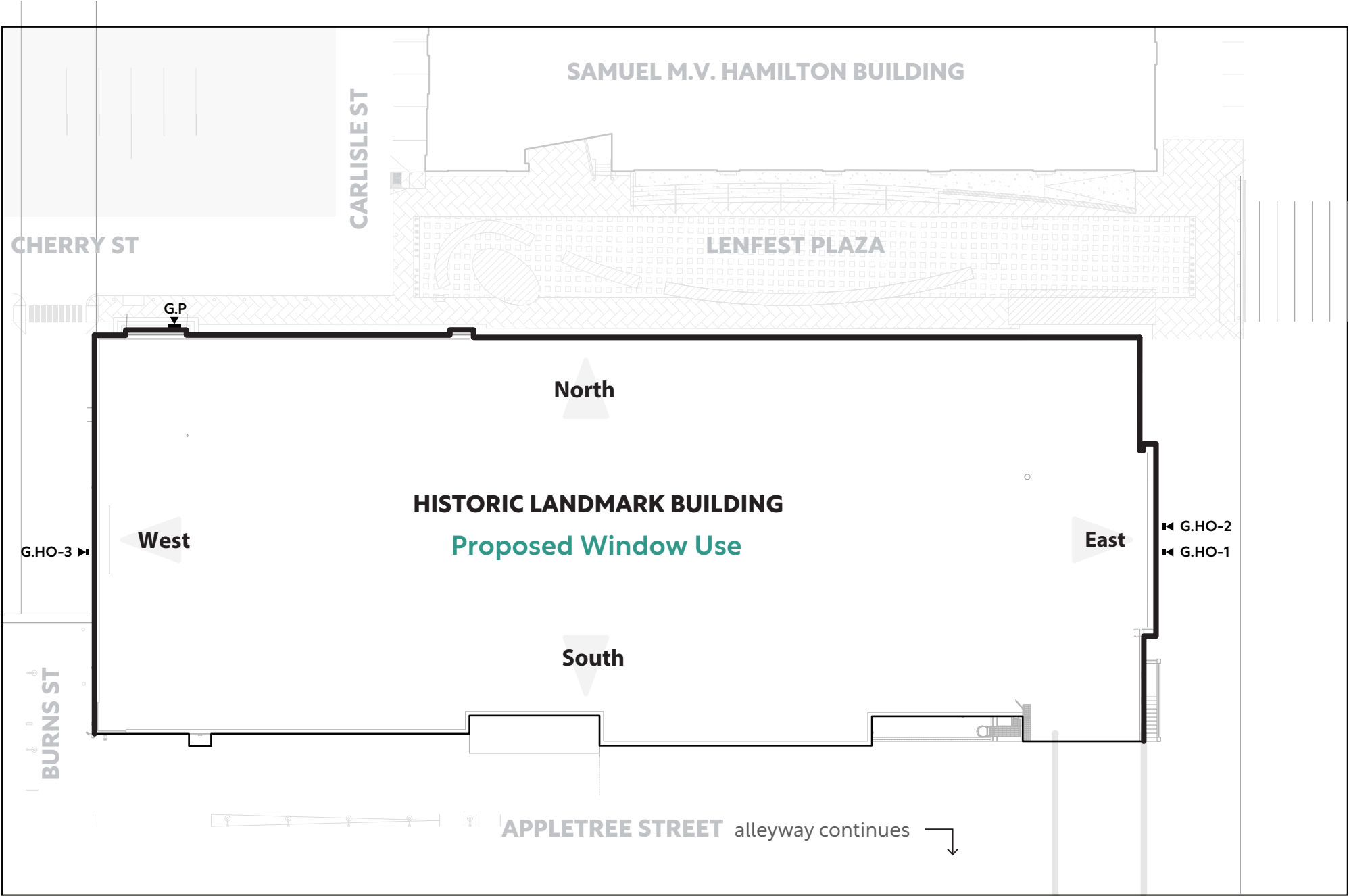
West Frontage (Burns Street) 47.69 sq. ft. | 9.54 Allowance

---	----	-----	---	-	---
Total					0

South Frontage (Appletree Street) Not Affected in Project

---	----	-----	---	-	---
Total					0

Historic Landmark Building Proposed Window Use in Plan View



Scale 1/32" = 1'

This plan and the accompanying application are not intended to affect past sign approvals, if any, for permitted, Non-PAFA occupants of the property.

East Frontage (Broad Street) 47.69 sq. ft. | 9.54 Allowance | 0 Precedent

Sign Type	Description	Dimensions	Sq. Ft.	Q	Total Sq. Ft.
G.HO	Glass: Hours of Oper.	11" x 1'-2"	1.07	2	2.14
Total					2.14

North Frontage (Lenfest Plaza) 47.69 sq. ft. | 9.54 Allowance | 0 Precedent

Sign Type	Description	Dimensions	Sq. Ft.	Q	Total Sq. Ft.
G.P	Vinyl: Private	1'-3 1/2" x 2'-3"	2.91	1	2.91
Total					2.91

West Frontage (Burns Street) 47.69 sq. ft. | 9.54 Allowance | 0 Precedent

Sign Type	Description	Dimensions	Sq. Ft.	Q	Total Sq. Ft.
G.HO	Glass: Hours of Oper.	11" x 1'-2"	1.07	1	1.07
Total					1.07

H.L.B. Site View and Neighboring Buildings



On Broad Street Facing West

Front Facade of the Historic Landmark Building.

Signs which face Broad Street:

Landmark Banners **[LB-1]** (Hardware for **[LB-2]** banner, which is to the right of the entryway, exists and is frequently used)

Accessible Call Button **[ACC]**

National Historic Landmark Plaque **[ACC]**

Dimensional PAFA **[DIM]**



[ACC] Accessibility Call Button

Currently does not function. In prior, operator would provide directions to the only accessible entrance at H.L.B.'s rear facade, on Burns Street. Provides an existing 1' wide baseplate footprint for reference.



[NHL] National Historic Landmark Plaque



[DIM] Dimensional PAFA Letters

H.L.B. Site View and Neighboring Buildings



On Broad Street Facing South-East

Adjacent building to the South (or left of front facade) is the John F. Kennedy Behavioral Health Center, then an available real estate space.




On Broad Street Facing North-West

Adjacent building to the South (the left of H.L.B.'s main facade) is the John F. Kennedy Behavioral Health Center, followed by an available real estate space.

To the North is Lenfest Plaza, then PAPA's Samuel M.V. Hamilton Building.

H.L.B. Site View and Neighboring Buildings




On Broad Street Facing East

Buildings across the street from H.L.B.:

Pennsylvania Convention Center, and the Aloft Philadelphia Downtown.

H.L.B. Site View and Neighboring Buildings



North Facade of H.L.B.

Facing South West


The west facade faces Lenfest Plaza.

There are no existing signs or window treatments on this facade.



In Lenfest Plaza Facing North West

North of H.L.B. is Lenfest Plaza, then PAFA's Samuel M.V. Hamilton Building.



On Cherry St Facing East

A view of the Lenfest Plaza border between PAFA's Samuel M.V. Hamilton Building and H.L.B.

H.L.B. Site View and Neighboring Buildings




The Side Entry and Facade of H.L.B. Facing South

Taken at the intersection of Carlise Street



At the corner of Cherry Street and Burns Street Facing West

Looking down Cherry Street at the Appletree Family Central Intake Center, as well as the corner of H.L.B.



At the corner of Cherry Street, N. Carlisle Street, and Burns Street Facing South

Looking directly down the alleyway (which is Burns Street) from the corner of H.L.B. The only accessible entry is not yet apparent.

H.L.B. Site View and Neighboring Buildings



At the corner of Cherry Street, N. Carlisle Street, and Burns Street Facing South East

A view of the only accessible entry to H.L.B. The alley continues should this entry be missed.

Signs visible in image:

Standpipe Signage [SP]

Antiquated Accessible Sign [AAS]




On Burns Street Facing East

Looking at the accessible canopy and entry to elevator lift.


Signs visible in image:

Standpipe Signage [SP]



On Burns Street Facing South

Looking at the accessible entry past H.L.B. on Burns Street. The road turns off to Appletree Street.



On Burns Street Facing East

View of H.L.B's loading dock, and the signage to the left of it.

Signs visible in image:

Antiquated Accessible Sign [AAS]

H.L.B. Site View and Neighboring Buildings



On Burns Street Facing West

The east facade of the Appletree Family Central Intake Center as seen from across from the loading dock of H.L.B.



On Burns Street Facing South

A closer view of the turn from Burns Street towards Appletree Street, as well as the signage for Appletree Family Central Intake Center's accessible signage.

H.L.B. Site View and Neighboring Buildings



On Appletree Street Facing West

The corner of H.L.B's where Appletree Street meets Burns Street.

Signs visible in image:

Antiquated Parking Sign [APS-1]



On Appletree Street Facing East


A view of H.L.B's rear fence and doors.

Signs visible in image:

Antiquated Parking Sign [APS-2]

Towing Sign [TS]

Court Vans Directional [CV]



On Appletree Street Facing East

The rear corners of H.L.B. and the John F. Kennedy Behavior Health Center, where the two buildings meet. H.L.B's fences and rear doors are visible.



Broad Street Entry Existing and Proposed



Existing

LB

NHS

ACC

DIM



Proposed

B.L-1

F.ID-1


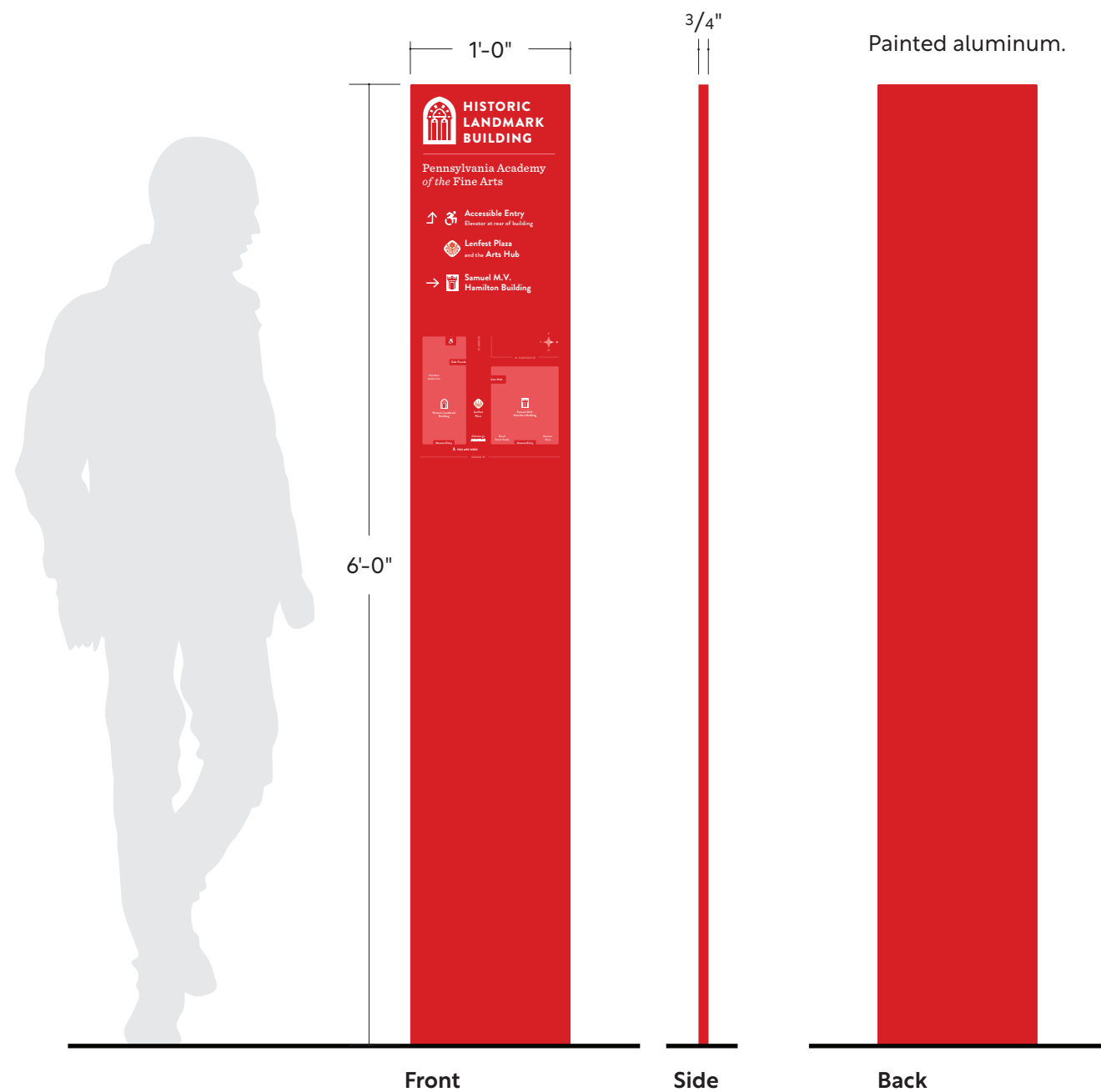
B.L-2

Banner Art material shown TBD.

Client/Project	Lobby & Wayfinding	Date	Scale	Page Number
PAFA	C.D. DRAFT	04.16.26		2.14
© 2026 Cloud Gehshan Design Not for Production				



F.ID-1 Elevation Freestanding Building ID for H.L.B.'s Main Entry



Placement Location

1' x 1' existing baseplate marks placement location.

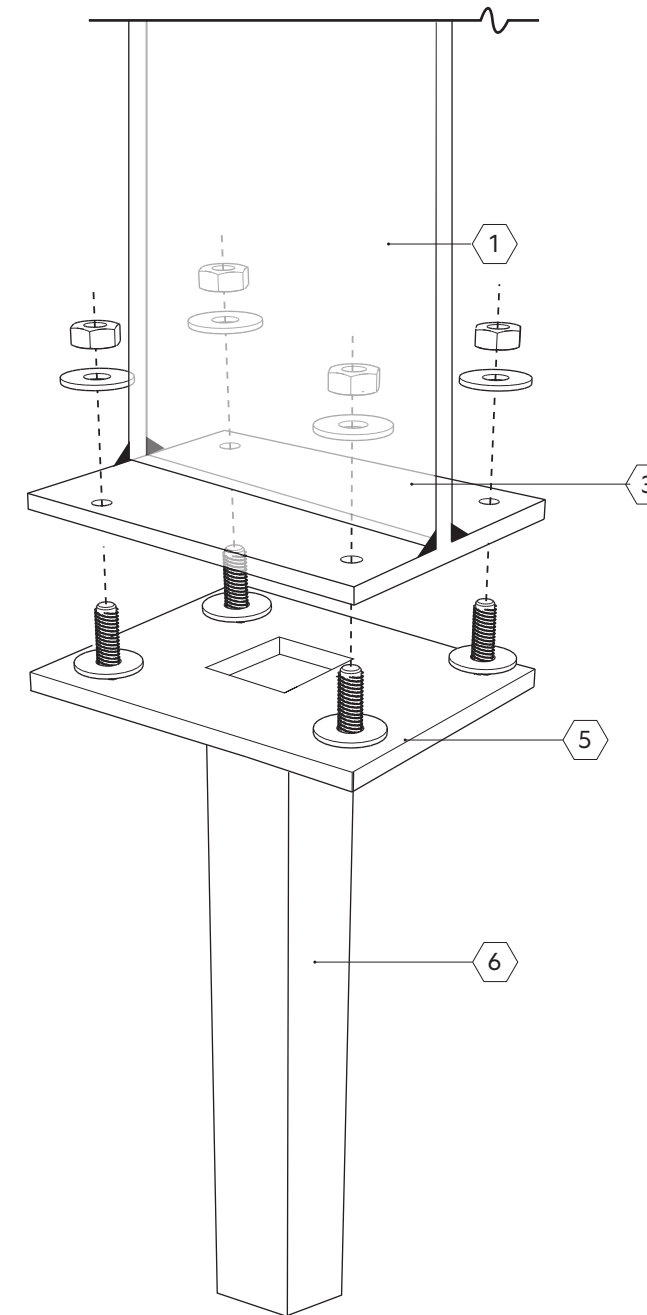
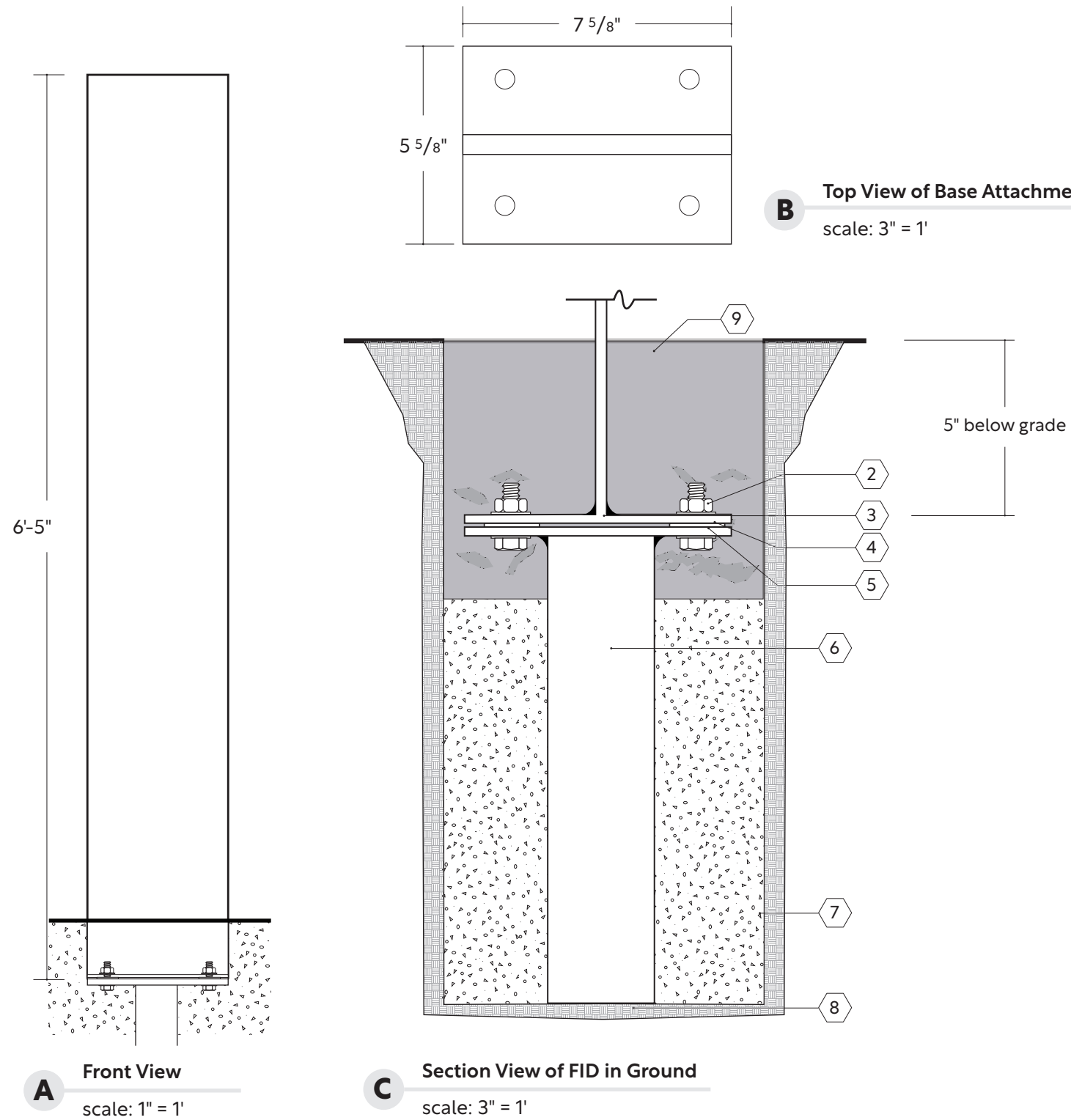
Drawing represents design intent only. All measurements and installation guidelines are approximate. Sign fabricator will be responsible for:

- Verifying all dimensions, structures, and existing conditions in the field prior to execution of shop drawings.
- Notifying and coordinating the appropriate groups of any potential issues, substitutions, or obstructions that will affect the design intent prior to installation.
- Obtaining any necessary engineering seals or permits.
- Verifying compliance with ADA and local sign codes with the appropriate groups for final approval prior to fabrication.

Client/Project	Lobby & Wayfinding	Date	Scale	Page Number
PAFA	C.D. DRAFT	04.16.26	1" = 1'	2.15



F.ID Installation Freestanding Typical



D Axo Exploded View
not to scale

- ① Blade sign with direct printed, mask and sprayed, etch and filled graphics.
- ② Through bolts
- ③ 3/8" alum baseplate welded to upright sign
- ④ Leveling washers
- ⑤ 3/8" alum matchplate welded to anchor tube. Cut hole in base and match plates for water drainage
- ⑥ Extruded alum anchor tube
- ⑦ Poured concrete footer (fabricator to engineer footer size)
- ⑧ Anchor tube penetrates beneath footer into earth to allow drainage
- ⑨ Backfill to match grade pre-install concrete spec and level conditions

Drawing represents design intent only. All measurements and installation guidelines are approximate. Sign fabricator will be responsible for:

- Verifying all dimensions, structures, and existing conditions in the field prior to execution of shop drawings.
- Notifying and coordinating the appropriate groups of any potential issues, substitutions, or obstructions that will affect the design intent prior to installation.
- Obtaining any necessary engineering seals or permits.
- Verifying compliance with ADA and local sign codes with the appropriate groups for final approval prior to fabrication.



Client/Project PAFA	Lobby & Wayfinding C.D. DRAFT	Date 04.16.26	Scale As noted	Page Number 2.16
-------------------------------	---	------------------	-------------------	----------------------------



Side Facade Side Facade Entry, Existing and Proposed



Existing



Proposed

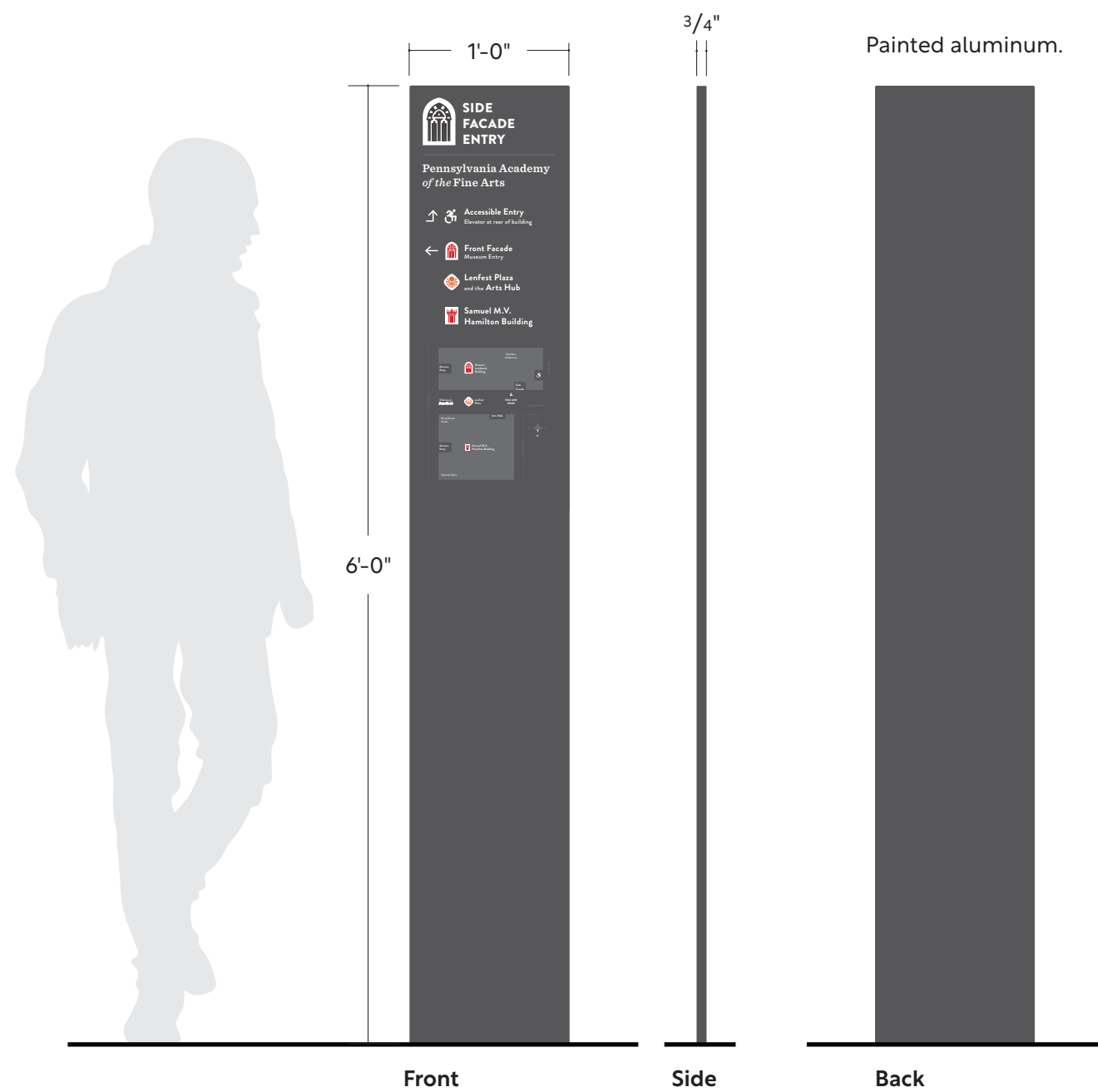
FID-2



P.G



F.ID-1 Elevation Freestanding Building ID for H.L.B.'s Main Entry



Drawing represents design intent only. All measurements and installation guidelines are approximate. Sign fabricator will be responsible for:

- Verifying all dimensions, structures, and existing conditions in the field prior to execution of shop drawings.
- Notifying and coordinating the appropriate groups of any potential issues, substitutions, or obstructions that will affect the design intent prior to installation.
- Obtaining any necessary engineering seals or permits.
- Verifying compliance with ADA and local sign codes with the appropriate groups for final approval prior to fabrication.

Client/Project PAFA	Lobby & Wayfinding C.D. DRAFT	Date 04.16.26	Scale 1" = 1'	Page Number 2.18
-------------------------------	---	------------------	------------------	----------------------------

 **Accessible Entry Existing and Proposed**



Existing

SP



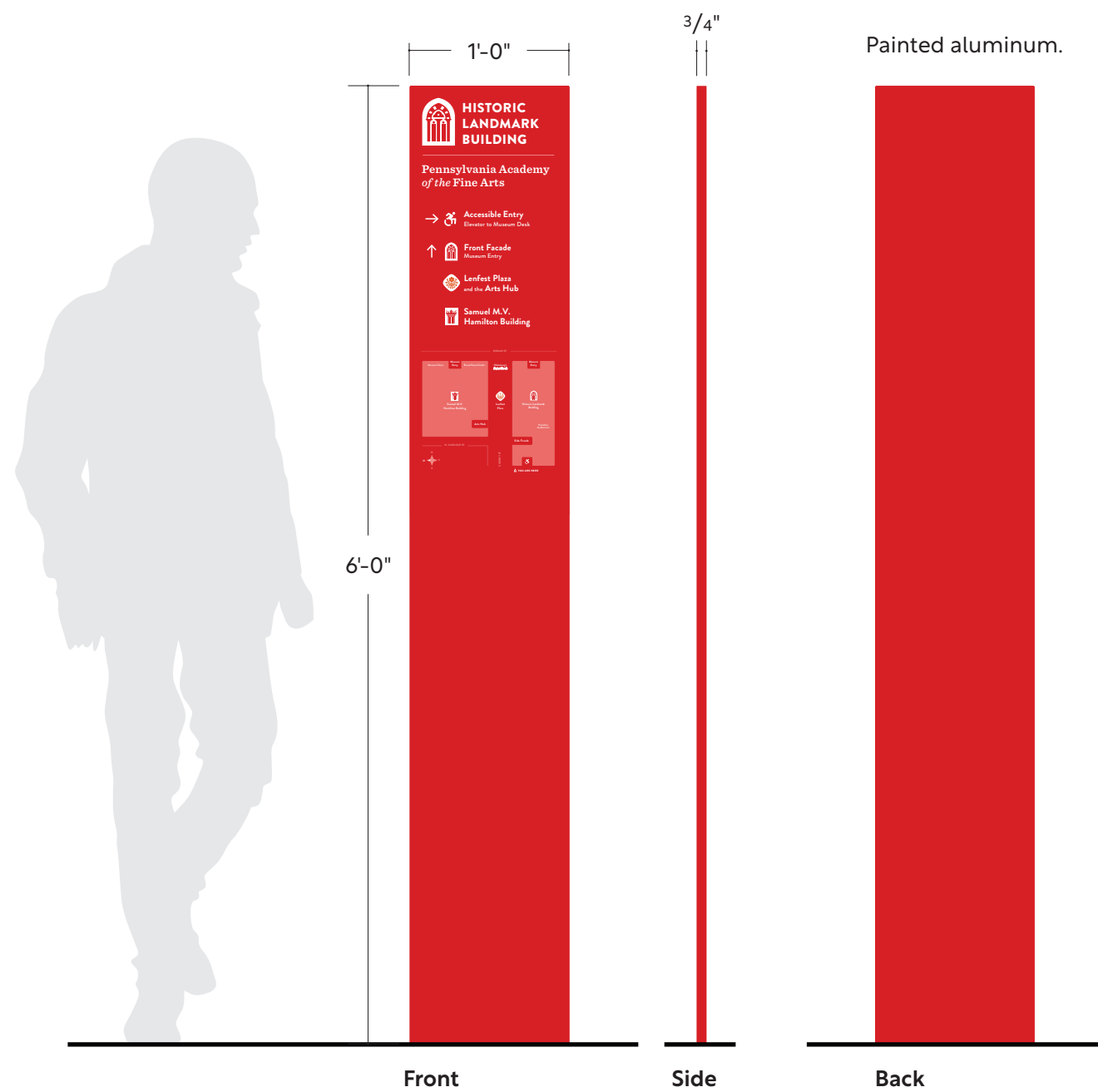
Proposed

FID-3

CW



F.ID-1 Freestanding Building ID + Wayfinding for H.L.B.'s Main En-



Placement Location

At corner of and Burns Street, at the seam between the purple terracotta and the gray wall. Follows the vertical visual path of the sandstone blocks above.

Drawing represents design intent only. All measurements and installation guidelines are approximate. Sign fabricator will be responsible for:

- Verifying all dimensions, structures, and existing conditions in the field prior to execution of shop drawings.
- Notifying and coordinating the appropriate groups of any potential issues, substitutions, or obstructions that will affect the design intent prior to installation.
- Obtaining any necessary engineering seals or permits.
- Verifying compliance with ADA and local sign codes with the appropriate groups for final approval prior to fabrication.

Client/Project	Lobby & Wayfinding	Date	Scale	Page Number
PAFA	C.D. DRAFT	04.16.26	1" = 1'	2.20




B.L-1, B.L-2 Landmark Banners N.i.S.



B.L - 1

Landmark Banner: **Left Side**

TBD: Banner Design N.i.S.



B.L - 2

Landmark Banner: **Right Side**

Intended to be longstanding art with PAFA Ticket QR

TBD: Banner Design N.i.S.

Matte vinyl fabric material, durable for exteriors.

Left Side intended to be changed for promotion of PAFA exhibits that are on-view.

Banner indicates on-site PAFA activities only.

PAFA to seek additional guidance and approval from Arts Commission regarding banner updates.

Drawing represents design intent only. All measurements and installation guidelines are approximate. Sign fabricator will be responsible for:

- Verifying all dimensions, structures, and existing conditions in the field prior to execution of shop drawings.
- Notifying and coordinating the appropriate groups of any potential issues, substitutions, or obstructions that will affect the design intent prior to installation.
- Obtaining any necessary engineering seals or permits.
- Verifying compliance with ADA and local sign codes with the appropriate groups for final approval prior to fabrication.

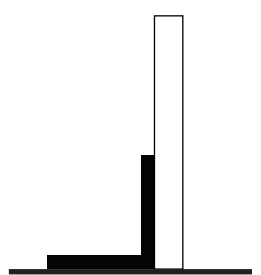
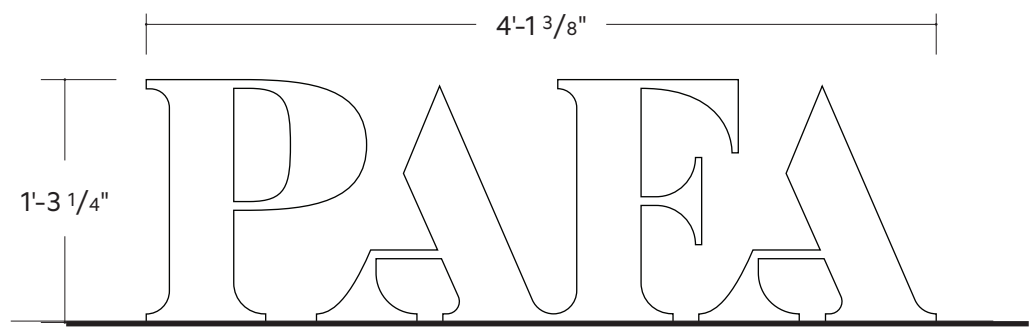
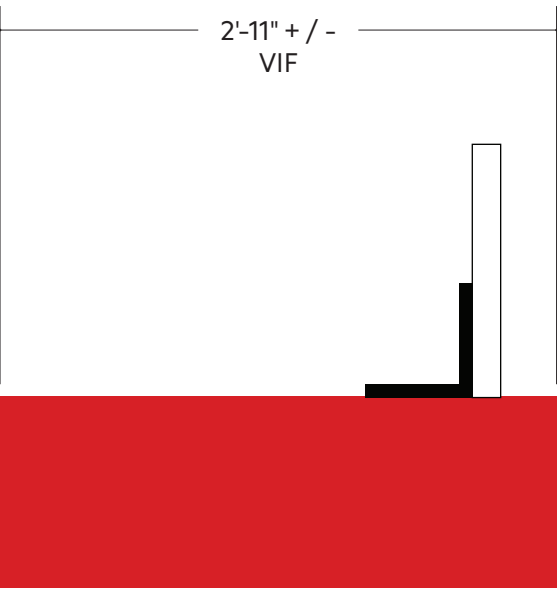
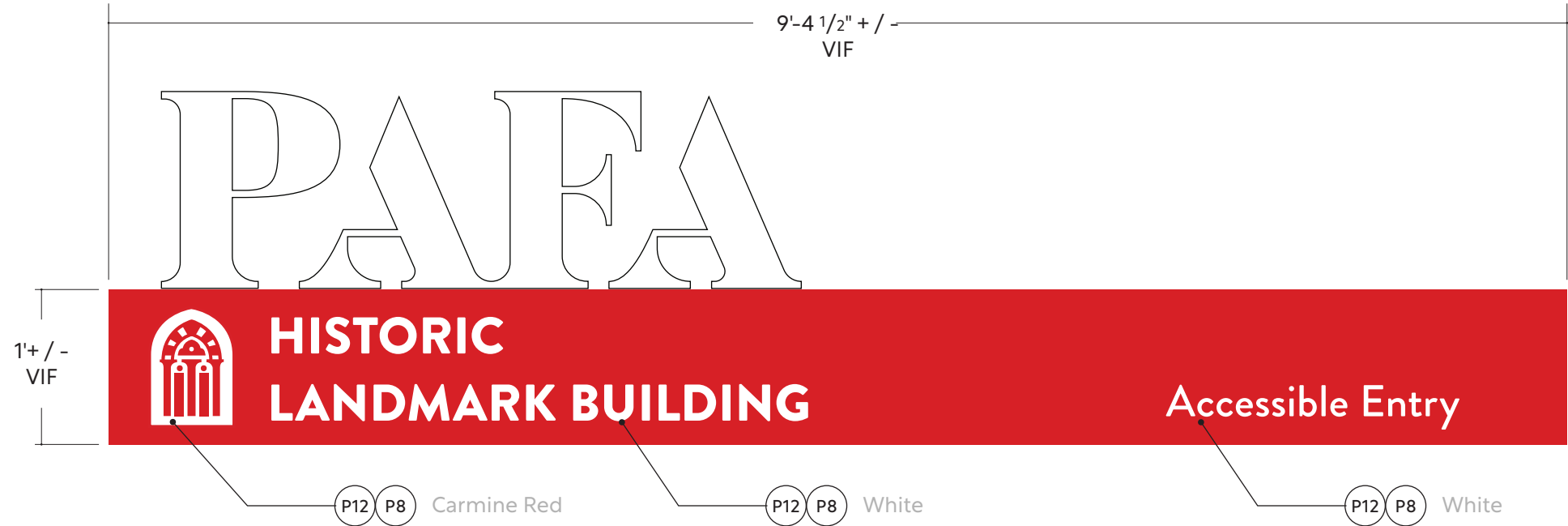
Client/Project	Lobby & Wayfinding	Date	Scale	Page Number
PAFA	C.D. DRAFT	04.16.26	3/4" = 1'	2.21



Accessible Entry Proposed Full View



Client/Project	Lobby & Wayfinding	Date	Scale	Page Number
PAFA	C.D. DRAFT	04.16.26		2.22

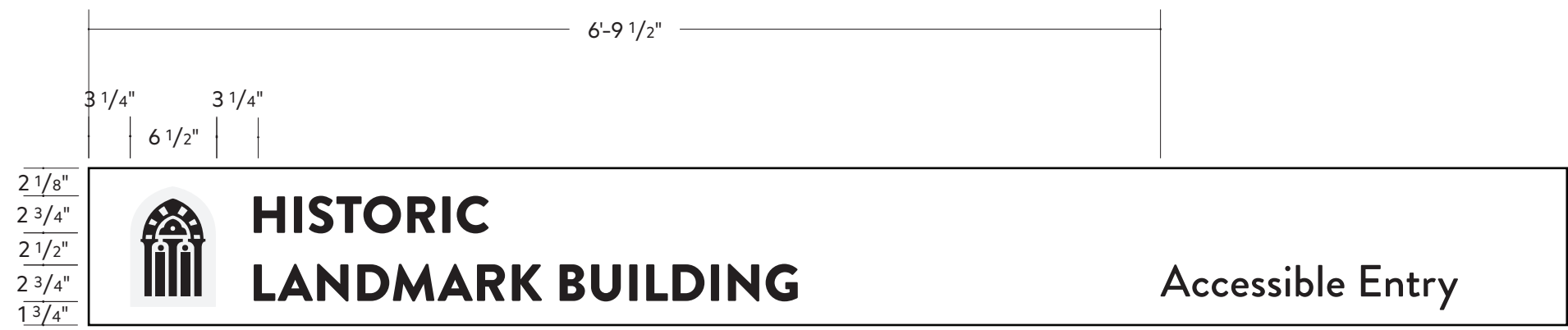


Front View of Dimensional Letters

1" thick white acrylic with UV protectant clear coat.

Side View of Dimensional Letters

Mounted with brackets to top of canopy.



Drawing represents design intent only. All measurements and installation guidelines are approximate. Sign fabricator will be responsible for:

- Verifying all dimensions, structures, and existing conditions in the field prior to execution of shop drawings.
- Notifying and coordinating the appropriate groups of any potential issues, substitutions, or obstructions that will affect the design intent prior to installation.
- Obtaining any necessary engineering seals or permits.
- Verifying compliance with ADA and local sign codes with the appropriate groups for final approval prior to fabrication.

Client/Project PAFA	Lobby & Wayfinding C.D. DRAFT	Date 04.16.26	Scale 3/4" = 1'	Page Number 2.1
-------------------------------	---	------------------	--------------------	---------------------------



Samuel M.V. Hamilton Building

Signage and Wayfinding Enhancements

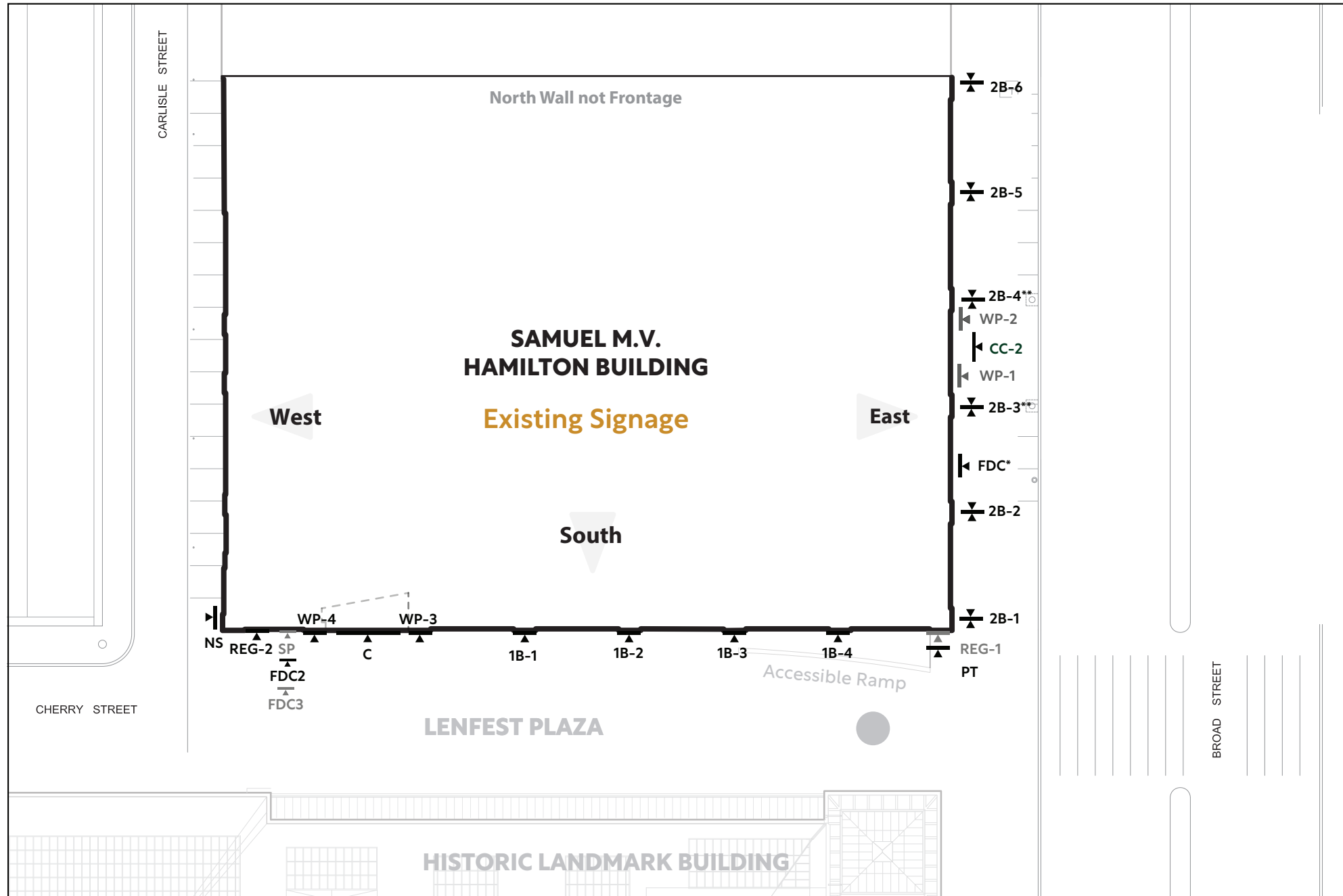
Philadelphia Zoning District: CMX - 5

PAFA's Samuel M.V. Hamilton Building was originally a showcase building for many of Philadelphia's automobile companies. For this reason it is deemed historically significant to the city of Philadelphia and is subject to further review for exterior signage.

Proposed identification signage for this building is to replace current signage with a 1:1 match of size and placement. Proposed signs identify the entries as they are used today, while providing much-needed wayfinding information for PAFA's campus.

Client/Project	Lobby & Wayfinding	Date	Scale	Page Number
PAFA	C.D. DRAFT	04.16.26		3.1

Samuel M.V. Hamilton Existing Signage in Plan View



Scale 1/32" = 1'

East Frontage (Broad Street) 137' | 274' sq ft. Allowance ¾

Sign Type	Description	Dimensions	Sq. Ft. x Q	= Sq. Ft.
2B	2Side Banner	3'-1" x 11'-1" (doubled)	68.34 x 6	410.04
WP	Wall-Mtd Building ID	3'-6" x 2'-3"	31.50 x 2	63.00
CC	Canopy Sign (Curved)	20' x 1'-2"	23.43 x 1	23.43
FDC*	FDC Standpipe ID	3' x 2'	6 x 1	6
Total				502.47

South Frontage (Lenfest Plaza) 197' | 394' Allowance

1B	1Side Banner	4' x 11'-1"	44.3 x 4	177.33
C	Canopy Sign	20' x 1'-2"	23.43 x 1	23.43
WSP*	Wet Standpipe Sign	1'-1 1/2" x 1'-8"	1.88 x 1	1.88
FDC2*	FDC Standpipe 2	1'-2" x 8"	.78 x 1	.78
FDC3*	FDC Standpipe 3	1'-1" x 7"	.63 x 1	.63
REG	Regulatory	1'-6" x 2'	3 x 2	6
PT	Paint Torch Desc.	1'-2" x 1'-8"	1.90 x 1	1.9
WP	Wall-Mtd Building ID	3'-6" x 2'-3"	31.50 x 2	63
Total				274.95

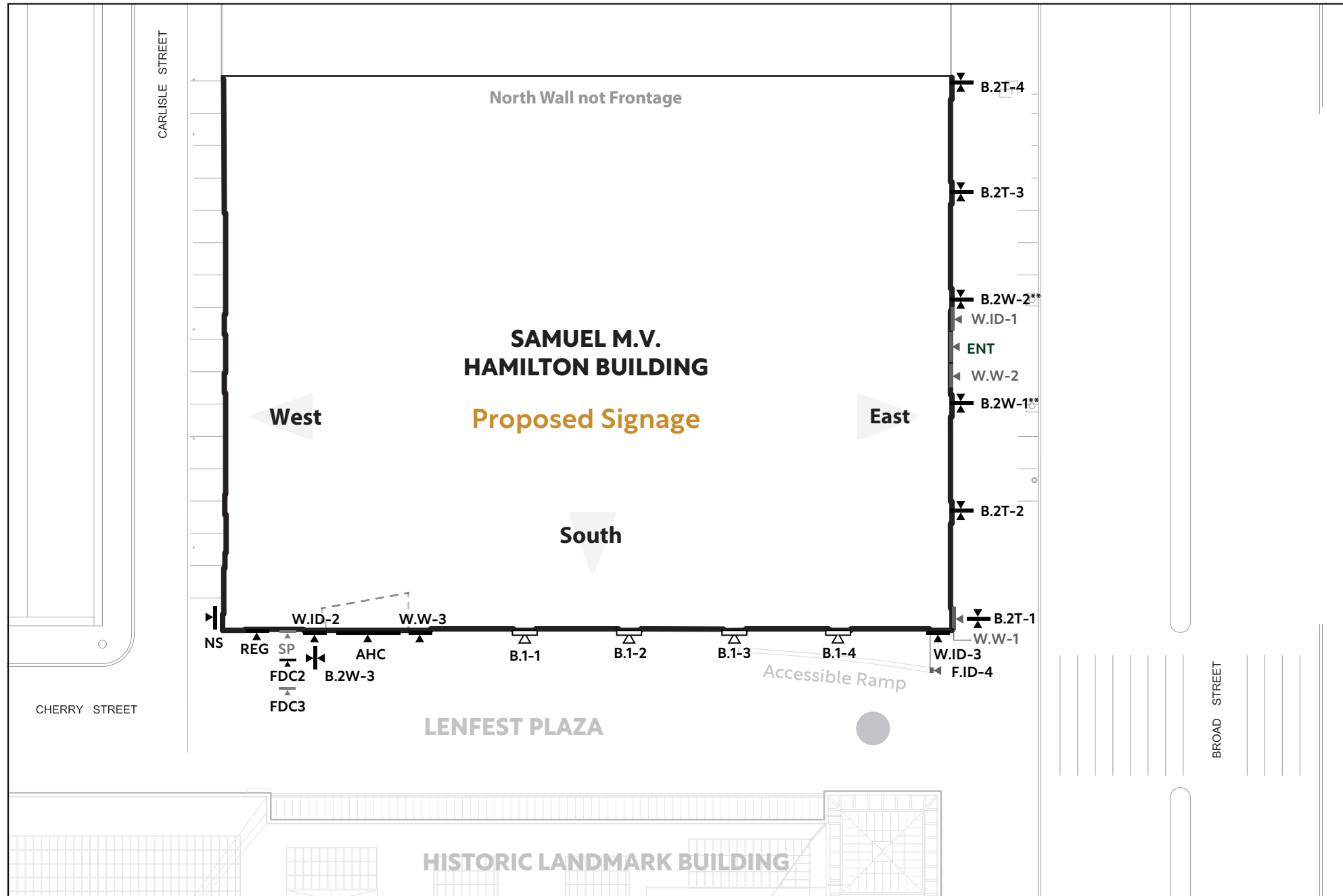
West Frontage (Carlisle Street) 137' | 274' sq ft. Allowance

SA*	Smoking Area	1'-2" x 10"	.97 x 1	.97
Total				.97

* Existing sign types which go unchanged

** Existing sign types which only receive a graphic replacement

Samuel M.V. Hamilton Proposed Signage in Plan View



East Frontage (Broad Street) 137' | 274' sq ft. Allowance | 502.47' Precedent

Sign Type	Description	Dimensions	Sq. Ft. x	Q	= Sq. Ft.
B.2W**	2Side Banner Wide	3'-1" x 11'-1" (doubled)	68.34	2	136.68
B.2T***	2Side Banner Thin	2'-6" x 11'-1" (doubled)	55.42	4	221.68
ENT	Entablature PAFA	10'-4" x 1'-2"	12.06	1	12.06
W.ID	Wall-Mtd Museum ID	3'-6" x 2'-3"	31.50	1	31.50
W.W	Wall-Mtd Wayfinding	3'-6" x 2'-3"	31.50	2	63
FDC*	FDC Standpipe ID	3' x 2'	12.06	1	12.06
F.ID-4	Freestanding ID (2-sided)	6' x 1'	6	2	12
Total					488.98

South Frontage (Lenfest Plaza) 197' | 394' Allowance | 274.95' Precedent

B.2W	2Side Banner Wide	3'-1" x 11'-1" (doubled)	68.34	1	68.34
B.1***	1Side Temp. Banner	4' x 11'-1"	44.3	4	177.33
AHC	Arts Hub Canopy	20' x 1'-2"	23.43	1	23.43
SP*	Wet Standpipe Sign	1'-1 1/2" x 1'-8"	1.88	1	1.88
FDC2*	FDC Standpipe 2	1'-2" x 8"	.78	1	.78
FDC3*	FDC Standpipe 3	1'-1" x 7"	.63	1	.63
REG*	Regulatory	1'-6" x 2'	3	1	3
W.ID-3	Lenfest ID + Art Desc.	3'-6" x 3'-8 1/2"	12.98	1	12.98
W.ID	Wall-Mtd ID	3'-6" x 2'-3"	31.50	1	31.50
W.W	Wall-Mtd Wayfinding	3'-6" x 2'-3"	31.50	1	31.50
Total					351.37

West Frontage (Carlisle Street) 137' | 274' sq ft. Allowance | .97' Precedent

SA*	Smoking Area	1'-2" x 10"	.97	1	.97
Total					.97

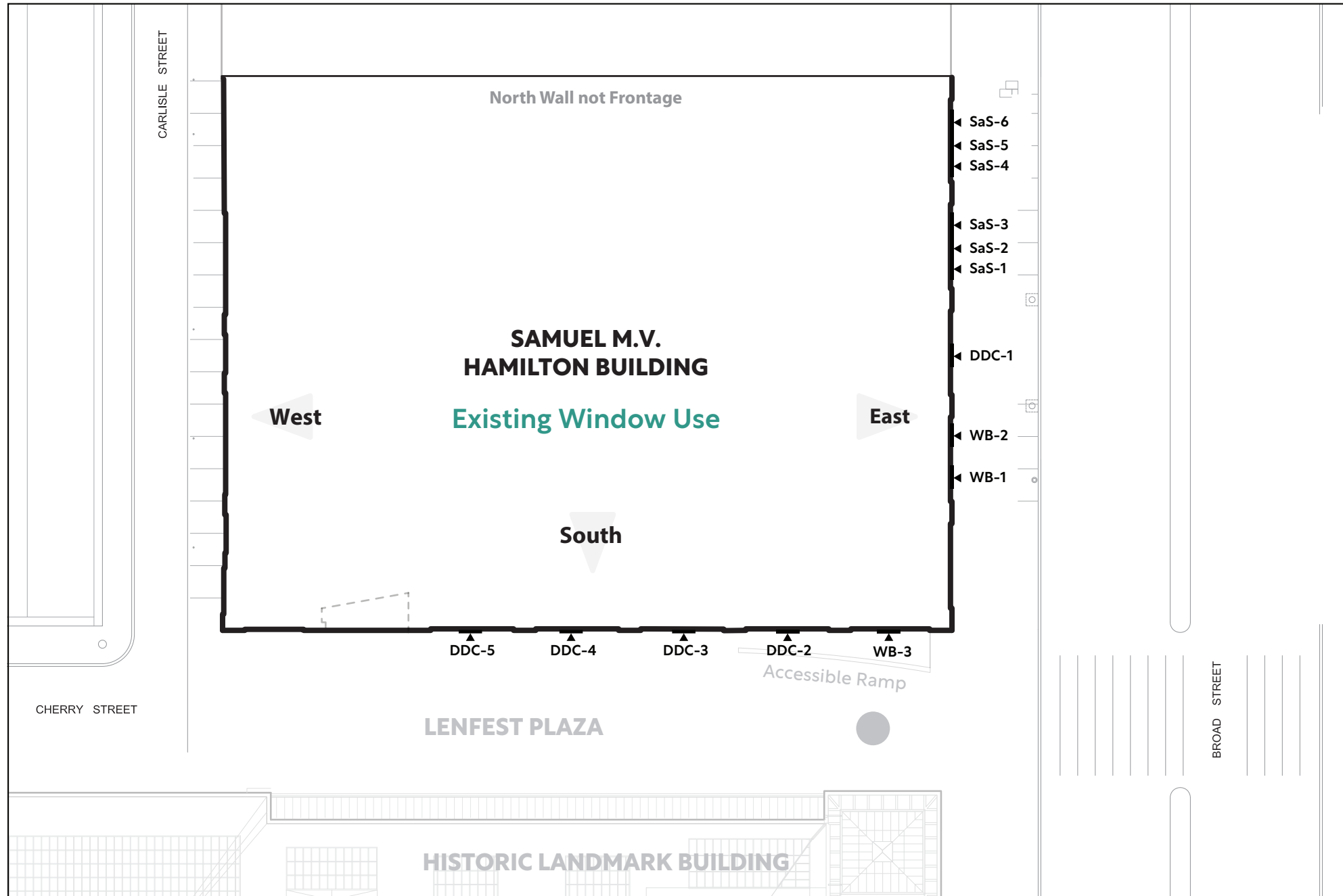
This plan and the accompanying application are not intended to affect past sign approvals, if any, for permitted, Non-PAFA occupants of the property.

* Existing sign types which go unchanged

** Sign types which only receive a graphic replacement, use existing hardware

*** Sign types which are given standards for PAFA's to renew, no new hardware

Samuel M.V. Hamilton Existing Window Use in Plan View



Scale 1/32" = 1'

This plan and the accompanying application are not intended to affect past sign approvals, if any, for permitted, Non-PAFA occupants of the property.

East Frontage (Broad Street) 2824.86 sq ft. | **564.972 Allowance**

Sign Type	Description	Dimensions	Sq. Ft x	Q	= Sq. Ft.
WB	Full Bay Cover	6'-4" x 9'-5 1/2"	59.90	2	119.8
DDC	Double Door Cover	2'-9" x 9'-5 1/2"	52.02	1	52.02
SaS	Shop and Support	5'-8" x 6"	2.83	6	11.32
Total					171.82

South Frontage (Lenfest Plaza) 1708 sq ft. | **277.42 Allowance**

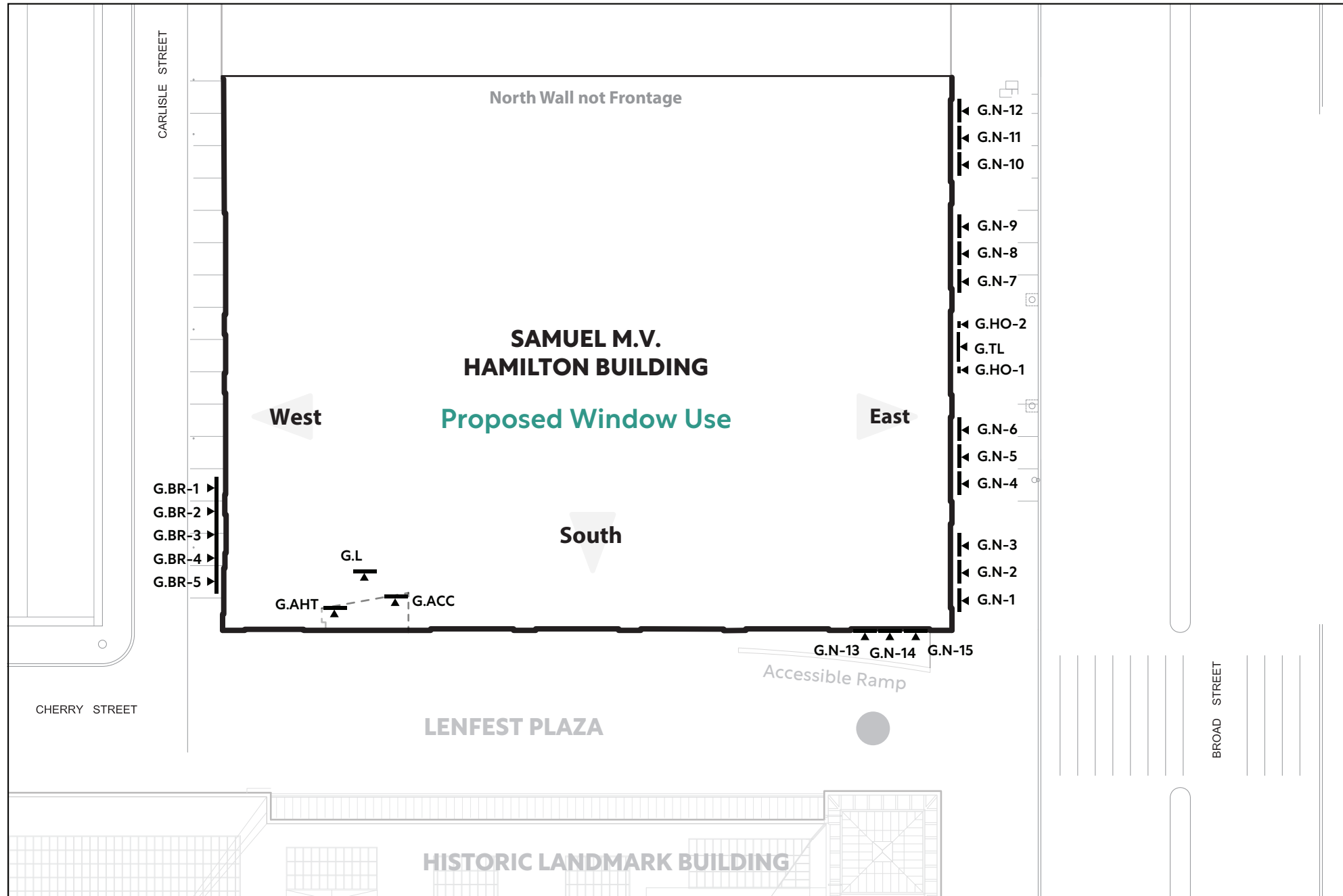
WB	Full Bay Cover	6'-4" x 9'-5 1/2"	59.90	2	119.8
DDC	Double Door Cover	6'-2" x 7'-4"	45.22	4	180.89
Total					300.69

West Frontage (Carlisle Street) 204 sq ft. | **40.8 Allowance**

---	----	----	---	-	---
Total					0

* Marked sign types to be updated with new revisions, all other signs to remain.

Samuel M.V. Hamilton Proposed Window Use in Plan View



Scale 1/32" = 1'

This plan and the accompanying application are not intended to affect past sign approvals, if any, for permitted, Non-PAFA occupants of the property.

East Frontage (Broad Street) 2824.86 sq ft. | **564.972 Allowance** | 171.82 Precedent

Sign Type	Description	Dimensions	Sq. Ft.	Q	= Sq. Ft.
G.TL	Glass-Mtd Title Letters	1'-5" x 7'-1"	10.3	1	10.3
G.N	Glass: Narrow Displ.	1'-11" x 6'-6 1/2"	11.92	12	143
G.HO	Glass: Hours of Oper.	11" x 1'-2"	1.07	2	2.14
Total					155.44

South Frontage (Lenfest Plaza) 1708 sq ft. | **277.42 Allowance** | 300.69 Precedent

G.N	Glass: Narrow Displ.	1'-11" x 6'-6 1/2"	11.92	3	35.76
G.AHT	Glass: Arts Hub Ten.	2'-2 1/2" x 1'-1 1/2"	2.48	5	12.42
G.ACC	Glass: Acc. Info	2'-2 1/2" x 2'-2 1/2"	4.88	1	4.88
G.L	Glass: Logo	1'-3 1/4" x 4'-1 3/8"	5.23	1	5.23
Total					58.29

West Frontage (Carlisle Street) 204 sq ft. | **40.8 Allowance** | 0 Precedent

G.BR	Glass: Bike Rack	2' x 2'	4	5	20
Total					20

Samuel M.V. Hamilton Building Site View and Neighboring Buildings



On Broad Street Facing West

Front Facade of the Historic Landmark Building. Lenfest Plaza and PAFA's Historic Landmark Building are visible to the left.

Signs on Samuel M.V. Hamilton facing to Broad Street:

The full set of 2-sided banners [2B-1, 2, 3, 4, 5, 6]

Wall-mounted plaques [WP-1, 2], Curved canopy sign [CC]

Double Door Covers [DDC-1], Curved canopy sign [CC]

Shop and Support Text Vinyl [SaS 1, 2, 3, 4, 5, 6]



On Broad Street Facing West


Buildings to the right (North) of the Samuel M.V. Hamilton Building: Vacant or unmarked parking lot, and the Parkway Garage.

Samuel M.V. Hamilton Building Site View and Neighboring Buildings



On Broad Street Facing South

View from the approach at the parking garage.



On Broad Street Facing South

Looking past the front facade of the Samuel M.V. Hamilton Building.



On Broad Street Facing West

The primary museum entrance to the Samuel M.V. Hamilton Building.

Signs in image:

2-sided banners [2B-3, 4], curved canopy sign [CC], Wall-mounted Building ID Plaques [WP-1, 2], and a double door cover [DDC-1]



Closeup of Facade paint wear

Samuel M.V. Hamilton Building Site View and Neighboring Buildings



On Broad Street Facing West

Window bay graphics on the Samuel M.V. Hamilton Building's front facade.

Signs in image:

Full Bay Covers [WB-1], [WB-2]



On Broad Street Facing West

Existing masonry holes on the Samuel M.V. Hamilton Building's column at the corner of Broad Street and Lenfest Plaza.



On Broad Street Facing North

A masonry block extends signage out past the column inset.

Signs in image:

Wall-Mtd Regulatory Plaque [REG],
Wall-Mtd Paint Torch Plaque [PT]

Samuel M.V. Hamilton Building Site View and Neighboring Buildings



In Lenfest Plaza Facing North West

The South frontage of the Samuel M.V. Hamilton Building faces Lenfest Plaza, and PAFA's Historic Landmark Building.


Signs on Samuel M.V. Hamilton Building which face Lenfest Plaza:

Wall-Mtd Regulatory Plaques [REG-1,2], Wall-Mtd Paint Torch Desc [PT],

Full Bay Cover [WB-3], 1-sided banners [WB-1,2,3,4],


Double Door Covers [DDC 2,3,4,5], Wall-mounted plaques [WP-3,4],

Canopy sign [C], Fire Safety & Standpipe Signage [SP, FDC2, FDC3]



In Lenfest Plaza Facing West

The Historic Landmark Building is across from the Samuel M.V. Hamilton Building.



In Lenfest Plaza Facing South West

The Historic Landmark Building is across from the Samuel M.V. Hamilton Building.

Samuel M.V. Hamilton Building Site View and Neighboring Buildings



In Lenfest Plaza Facing North

The Arts Hub, or West Entry, of the Samuel M.V. Hamilton Building. Existing hardware for a banner is available to the upper left of the entry.

Signs in view,

Wall-Mtd Building ID Plaques [WP-3, 4], one canopy sign,

Wall-mounted Regulatory Plaque [REG-2],

Fire safety and FDC Signage [SP], [FDC2], [FDC3]




In Lenfest Plaza Facing North

A closer view of the fire and regulatory information that is to the left of the Arts Hub door.

Signs in view,

Wall-mounted Regulatory Plaque [REG-2],

Fire safety and FDC Signage [SP], [FDC2], [FDC3]



In Lenfest Plaza Facing East

Lenfest Plaza, and the Historic Landmark Building are to the South of the Samuel M.V. Hamilton Building.

Signs which face Carlisle Street,

Smoking Area [SA] to the left of the sandstone corner column.

Samuel M.V. Hamilton Building Site View and Neighboring Buildings



On N. Carlilse Street Facing North

A view of the back of the Samuel M.V. Hamilton Building.



On North 15th Street Facing East

Buildings to the left (North) of the Samuel M.V. Hamilton Building:
The vacant or unmarked parking lot, and then the Parkway Garage – which has a mural on its West facade.



Museum Entry on Broad Steet Existing and Proposed



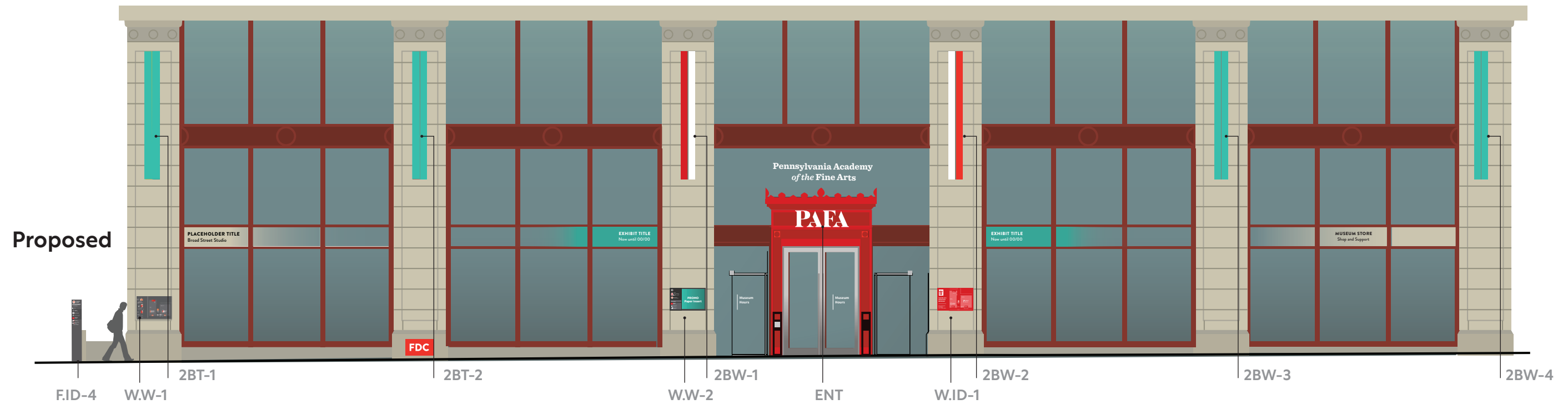
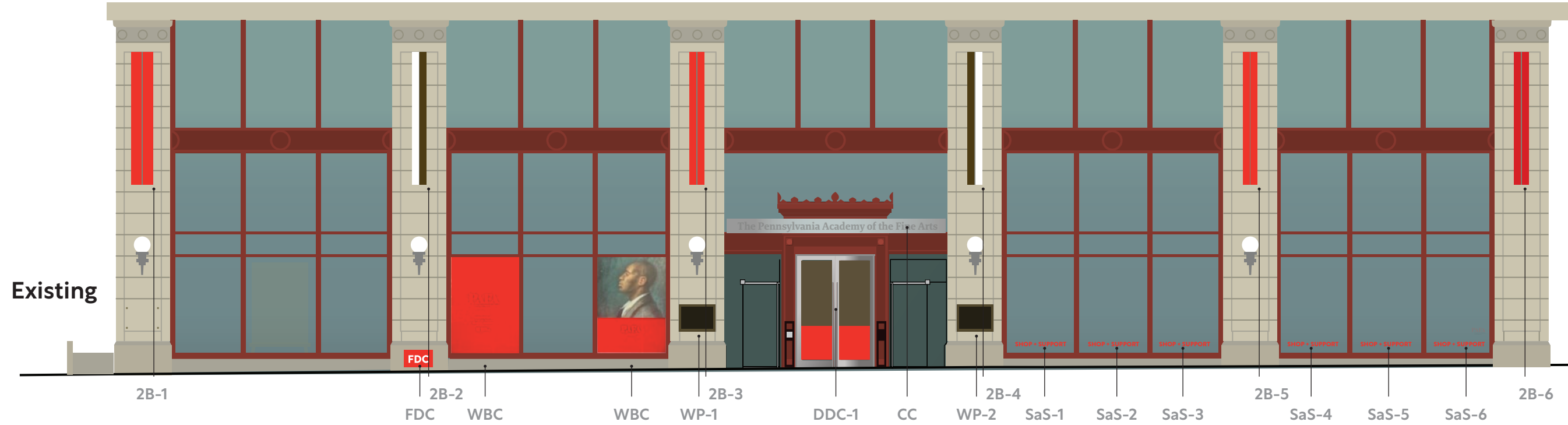
FWB 2B-3 WP-1 CC DDC-1 WP-2 2B-4



B.2W-1 W.W-2 G.HO-1 G.HO-2 W.ID-1 B.2W-2



Broad Street Banners Existing and Proposed



Window adjustments (G.N)
called out on separate page.

Client/Project PAFA	Lobby & Wayfinding C.D. DRAFT	Date 04.16.26	Scale 3/32" = 1'	Page Number 3.14
© 2026 Cloud Gehshan Design Not for Production				

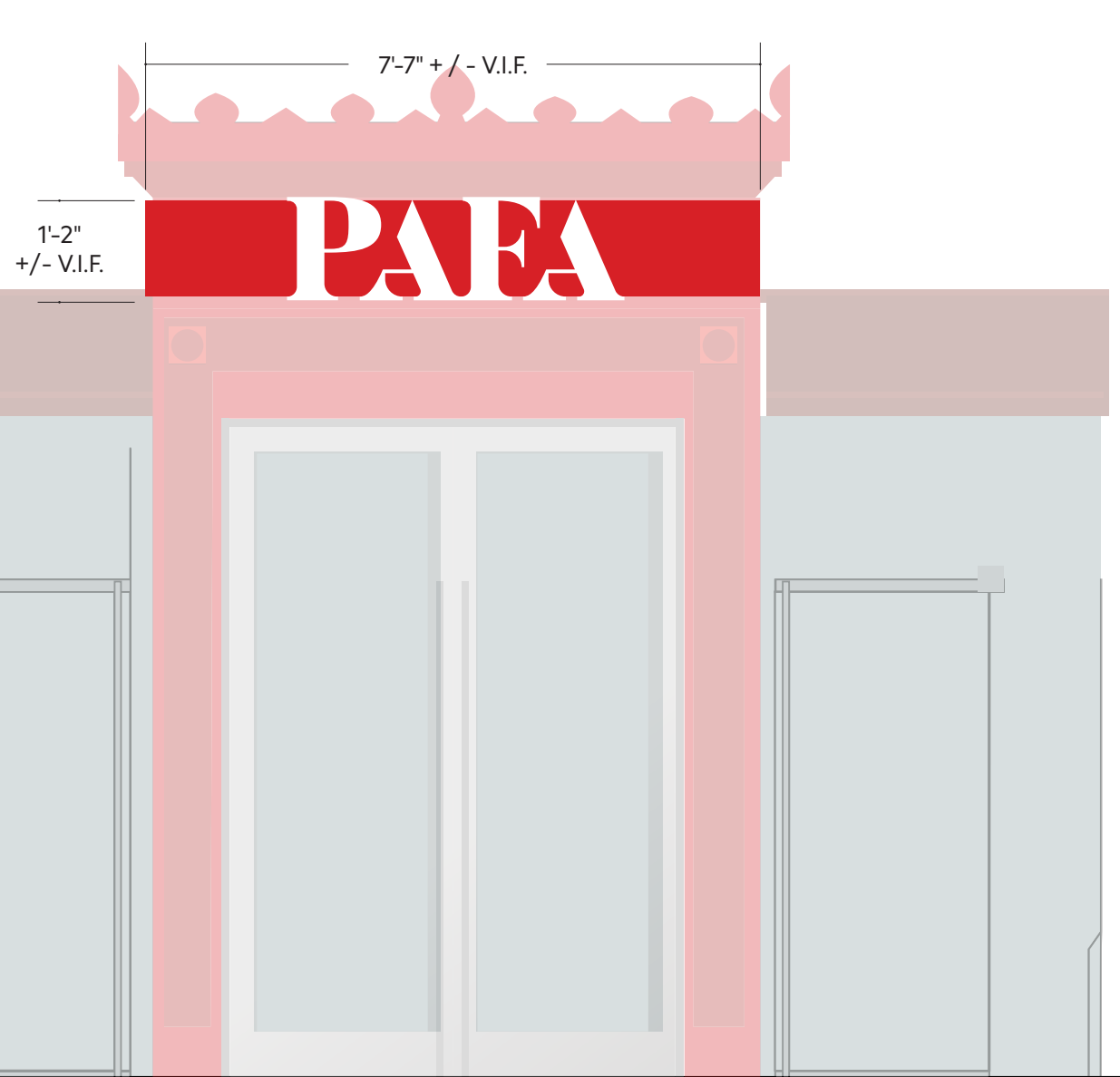


ENT & G.TL Entablature Sign and Glass-Mounted Title Letter



G.TL - Glass-Mounted Title Letters

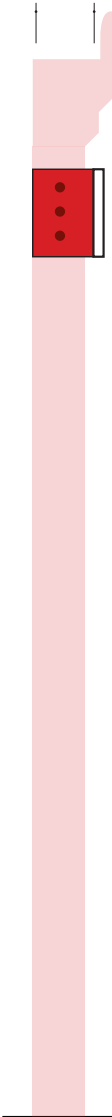
1" thick white acrylic letters mounted to glass



ENT Front View

Entablature Sign

6" +/- V.I.F.



Side View

Entablature Sign



Existing Sign

Sign to replace existing entablature sign and to be installed into existing contact points on the returns of the entry pediment.

Drawing represents design intent only. All measurements and installation guidelines are approximate. Sign fabricator will be responsible for:

- Verifying all dimensions, structures, and existing conditions in the field prior to execution of shop drawings.
- Notifying and coordinating the appropriate groups of any potential issues, substitutions, or obstructions that will affect the design intent prior to installation.
- Obtaining any necessary engineering seals or permits.
- Verifying compliance with ADA and local sign codes with the appropriate groups for final approval prior to fabrication.

Client/Project	Lobby & Wayfinding	Date	Scale	Page Number
PAFA	C.D. DRAFT	04.16.26	1/2" = 1'	3.15



G.HO Hours of Operation (cut white vinyl on glass)

SAMUEL M.V. HAMILTON BUILDING

MONDAY
10:00 AM - 5:00 PM

TUESDAY & WEDNESDAY
Museums not open

THURSDAY
10:00 AM - 5:00 PM

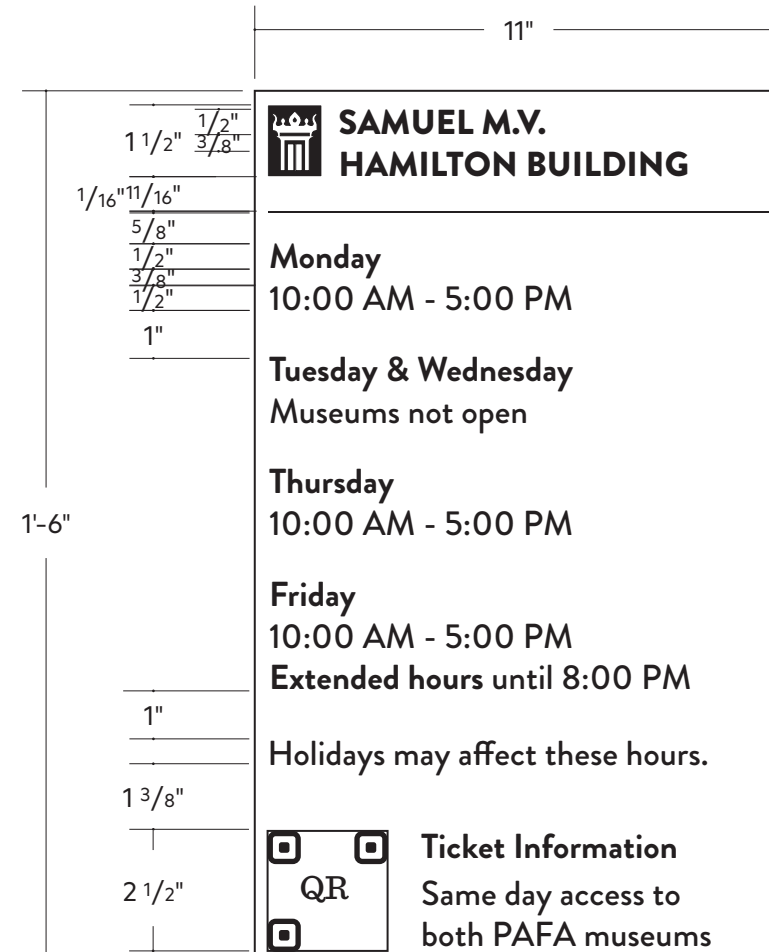
FRIDAY
10:00 AM - 5:00 PM
Extended hours until 8:00 PM

Holidays may affect these hours.

Buy Tickets
Same-day access to both PAFA museums

QR

Appearance on Glass



Size and Layout



Same Layout for H.L.B.



Replaces existing paper-based solution
Same size, but cut vinyl offers better visibility as to conditions behind the door,

Drawing represents design intent only. All measurements and installation guidelines are approximate. Sign fabricator will be responsible for:

- Verifying all dimensions, structures, and existing conditions in the field prior to execution of shop drawings.
- Notifying and coordinating the appropriate groups of any potential issues, substitutions, or obstructions that will affect the design intent prior to installation.
- Obtaining any necessary engineering seals or permits.
- Verifying compliance with ADA and local sign codes with the appropriate groups for final approval prior to fabrication.



W.ID-1 Placement



Painted aluminum.

Sign made as frame box,
then mounted to brackets on wall.

2'-3"

Sign replaces existing WP-2 in size and placement.
The mounting height and entry points should be identical.
Current sign is aligned with a seam in the stone.

On right side of Red Entry Door

4'-8 3/4"
+/- VIF


Drawing represents design intent only. All measurements and installation guidelines are approximate. Sign fabricator will be responsible for:

- Verifying all dimensions, structures, and existing conditions in the field prior to execution of shop drawings.
- Notifying and coordinating the appropriate groups of any potential issues, substitutions, or obstructions that will affect the design intent prior to installation.
- Obtaining any necessary engineering seals or permits.
- Verifying compliance with ADA and local sign codes with the appropriate groups for final approval prior to fabrication.

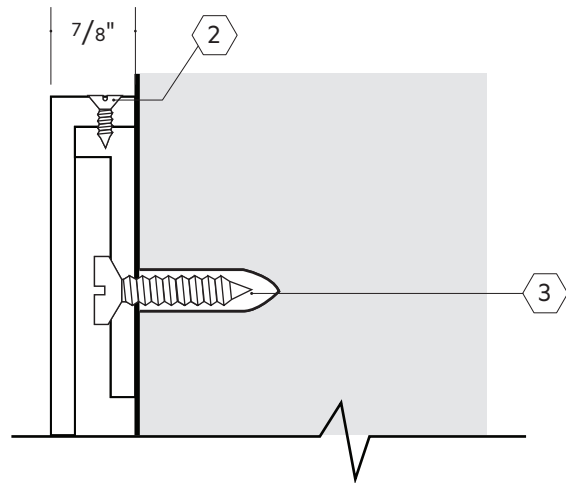
Client/Project PAFA	Lobby & Wayfinding C.D. DRAFT	Date 04.16.26	Scale 1" = 1'	Page Number 3.17
-------------------------------	---	------------------	------------------	----------------------------



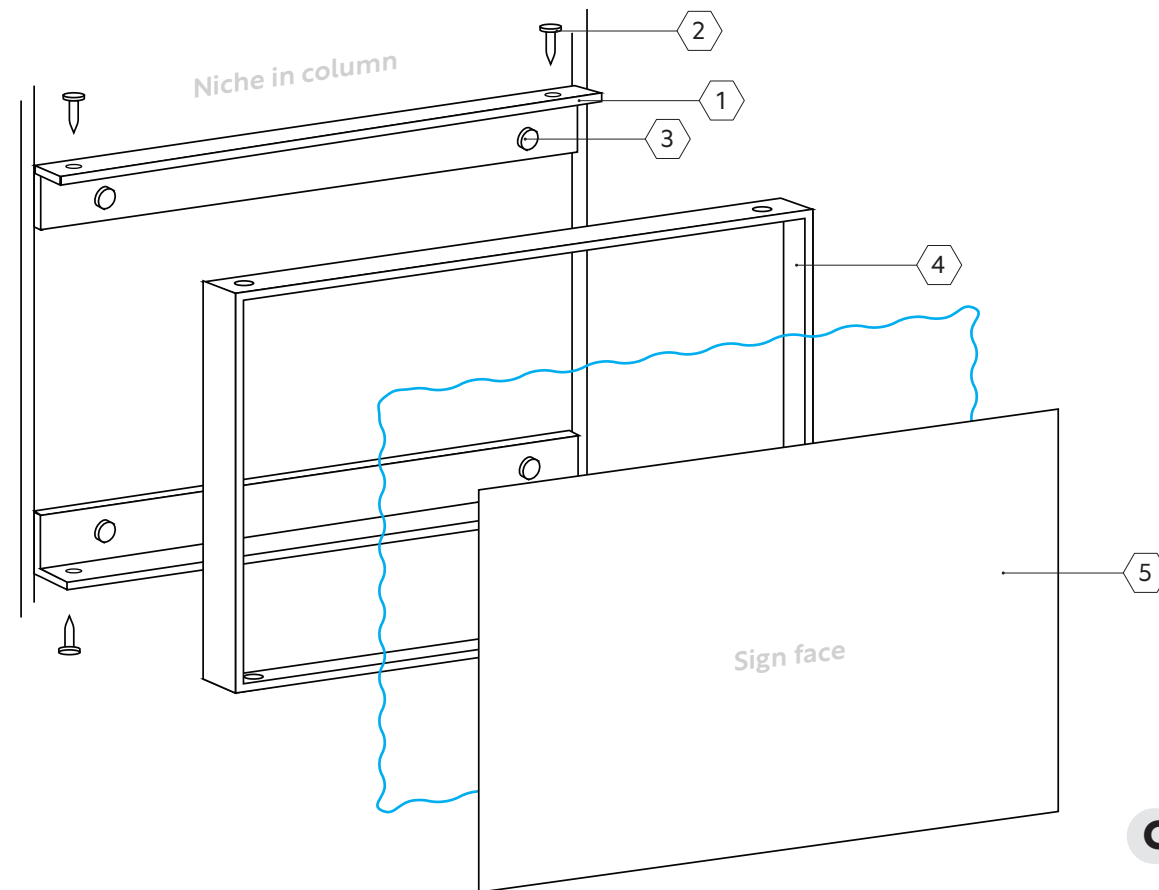
Wall-Mounting ID-1 Typical Detail



A Front View of Mounting Frame
scale: 1 1/2" = 1'



B Section View of Mounting
scale: 3" = 1'



C Exploded View of Sign Structure
Not to scale

Entire structure should be no thicker than 7/8".
Sign is inset into a column, access sign hardware only on top and bottom.

- ① Wall frame made with aluminum angles.
- ② All visible screws on top and bottom are 3/4" aluminum countersunk tamperproof, painted to match sign.
- ③ Mounting frame on wall aligns with signs being replaced / existing precedent : 2 inches on center for each corner. Drill at existing hole sites, mount with threaded screws, and seal with silicone.
- ④ Frame for sign face, made with aluminium angles.
- ⑤ Sign face with graphics, adhered onto frame.


Drawing represents design intent only. All measurements and installation guidelines are approximate. Sign fabricator will be responsible for:

- Verifying all dimensions, structures, and existing conditions in the field prior to execution of shop drawings.
- Notifying and coordinating the appropriate groups of any potential issues, substitutions, or obstructions that will affect the design intent prior to installation.
- Obtaining any necessary engineering seals or permits.
- Verifying compliance with ADA and local sign codes with the appropriate groups for final approval prior to fabrication.

Client/Project	Lobby & Wayfinding	Date	Scale	Page Number
PAPA	C.D.	04.16.26	3" = 1'	3.18
		DRAFT		



W.W-2 Placement



B Isometric View of Open Position
Not to scale

Painted aluminum.

Sign made as frame box, then mounted to brackets on wall.

Sign replaces existing WP-1 in size and placement.
The mounting height and entry points should be identical.
Current sign is aligned with a seam in the stone.

On left side of Red Entry Door


Drawing represents design intent only. All measurements and installation guidelines are approximate. Sign fabricator will be responsible for:

- Verifying all dimensions, structures, and existing conditions in the field prior to execution of shop drawings.
- Notifying and coordinating the appropriate groups of any potential issues, substitutions, or obstructions that will affect the design intent prior to installation.
- Obtaining any necessary engineering seals or permits.
- Verifying compliance with ADA and local sign codes with the appropriate groups for final approval prior to fabrication.

Client/Project	Lobby & Wayfinding	Date	Scale	Page Number
PAFA	C.D. DRAFT	04.16.26	1" = 1'	3.19



Broad Street Banners Effect of Banner Widths



6" seam
B.2T 1 - 2
Two-sided thin banners.



B.2W 1 & 2
Two-sided wide banners.
On both sides of museum entry.
Red side faces outwards.



B.2W 1 - 2
Inward Side

Banner material is a matte exterior-grade vinyl.
Mount to existing banner hardware.



Intentional Overlay
The reveal of red banners indicate the museum entry.



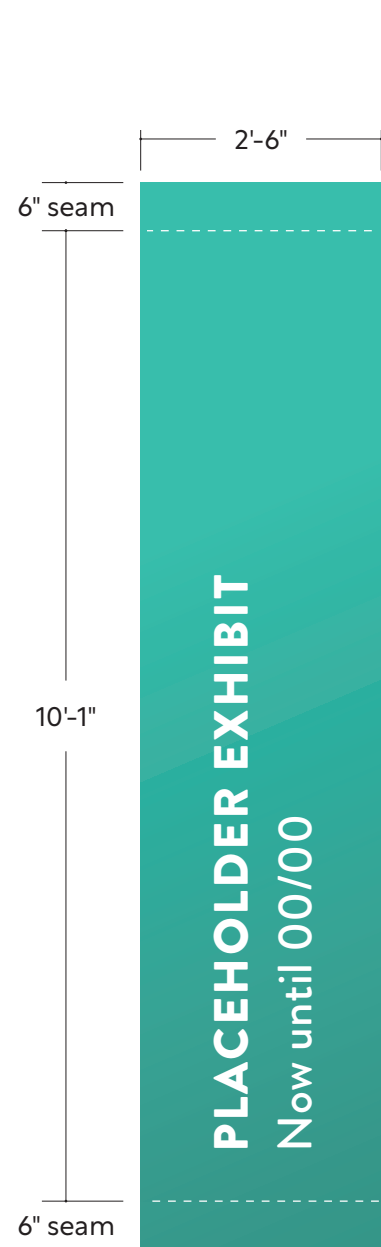
Drawing represents design intent only. All measurements and installation guidelines are approximate. Sign fabricator will be responsible for:

- Verifying all dimensions, structures, and existing conditions in the field prior to execution of shop drawings.
- Notifying and coordinating the appropriate groups of any potential issues, substitutions, or obstructions that will affect the design intent prior to installation.
- Obtaining any necessary engineering seals or permits.
- Verifying compliance with ADA and local sign codes with the appropriate groups for final approval prior to fabrication.

Client/Project PAFA	Lobby & Wayfinding C.D. DRAFT	Date 04.16.26	Scale 1/2" = 1'	Page Number 3.20
-------------------------------	---	------------------	--------------------	----------------------------




B.2T-1 Replaces Existing Banners with Smaller Version



Side 1 Artwork

Faces North Broad Street, visible when walking North




Side 1 Layout



Side 2 Artwork

Faces towards Lenfest Plaza, visible when walking South



Side 2 Layout



Matte vinyl fabric material, durable for exteriors.

Banner intended to be changed for promotion of PAFA exhibits that are on-view.

Banner indicates on-site PAFA activities only.

PAFA to seek additional guidance and approval from Arts Commission regarding banner updates.


Drawing represents design intent only. All measurements and installation guidelines are approximate. Sign fabricator will be responsible for:

- Verifying all dimensions, structures, and existing conditions in the field prior to execution of shop drawings.
- Notifying and coordinating the appropriate groups of any potential issues, substitutions, or obstructions that will affect the design intent prior to installation.
- Obtaining any necessary engineering seals or permits.
- Verifying compliance with ADA and local sign codes with the appropriate groups for final approval prior to fabrication.

Client/Project PAFA	Lobby & Wayfinding C.D. DRAFT	Date 04.16.26	Scale 1/2" = 1'	Page Number 3.21
-------------------------------	---	------------------	--------------------	----------------------------




B.2T-2 Replaces Existing Banners with Smaller Version



Side 1 Artwork

Faces North Broad Street, visible when walking North




Side 1 Layout



Side 2 Artwork

Faces towards Lenfest Plaza, visible when walking South



Side 2 Layout



Matte vinyl fabric material, durable for exteriors.

Banner intended to be changed for promotion of PAFA exhibits that are on-view.

Banner indicates on-site PAFA activities only.

PAFA to seek additional guidance and approval from Arts Commission regarding banner updates.


Drawing represents design intent only. All measurements and installation guidelines are approximate. Sign fabricator will be responsible for:

- Verifying all dimensions, structures, and existing conditions in the field prior to execution of shop drawings.
- Notifying and coordinating the appropriate groups of any potential issues, substitutions, or obstructions that will affect the design intent prior to installation.
- Obtaining any necessary engineering seals or permits.
- Verifying compliance with ADA and local sign codes with the appropriate groups for final approval prior to fabrication.

Client/Project PAFA	Lobby & Wayfinding C.D. DRAFT	Date 04.16.26	Scale 1/2" = 1'	Page Number 3.22
-------------------------------	---	------------------	--------------------	----------------------------

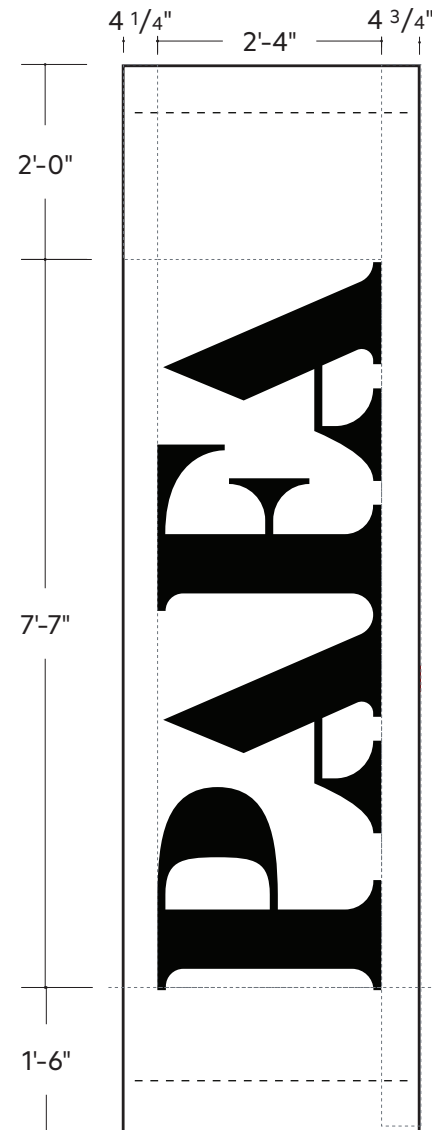


B.2W-1 Replaces Existing Banners with Smaller Version



Side 1 Artwork

Faces North Broad Street, visible when walking North

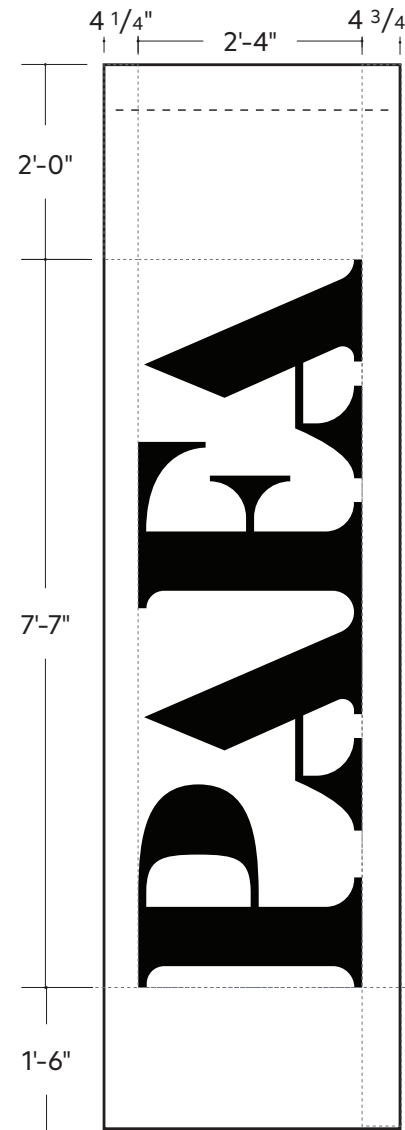


Side 1 Layout

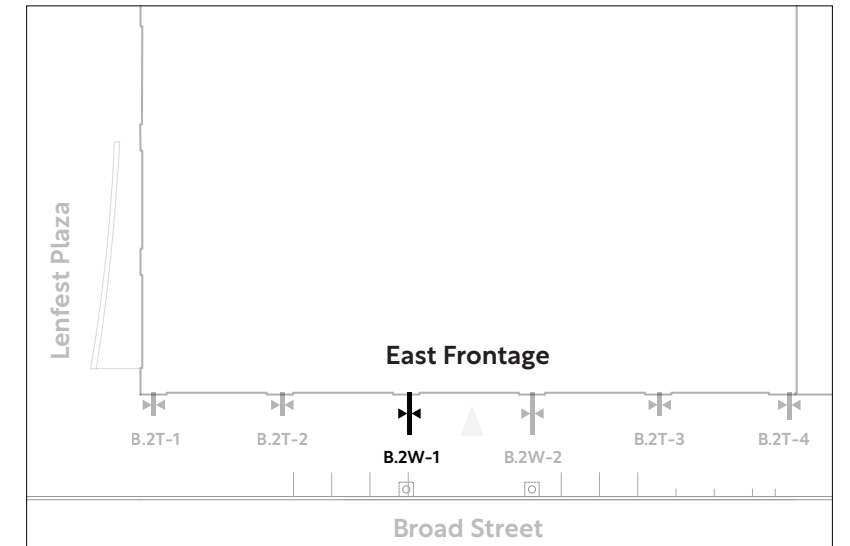


Side 2 Artwork

Faces towards Lenfest Plaza, visible when walking South



Side 2 Layout



Matte vinyl fabric material, durable for exteriors.

These are intended to remain longstanding on either side of the Museum entry doors.

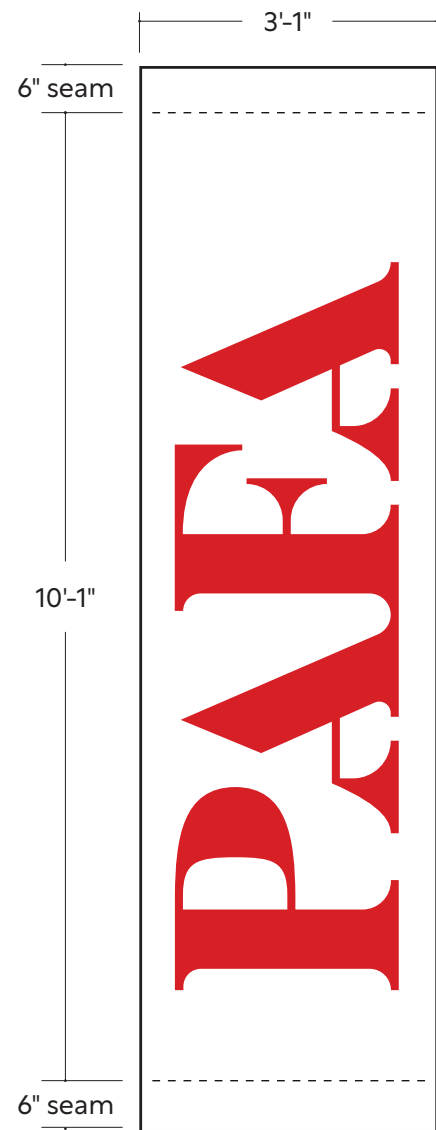
Drawing represents design intent only. All measurements and installation guidelines are approximate. Sign fabricator will be responsible for:

- Verifying all dimensions, structures, and existing conditions in the field prior to execution of shop drawings.
- Notifying and coordinating the appropriate groups of any potential issues, substitutions, or obstructions that will affect the design intent prior to installation.
- Obtaining any necessary engineering seals or permits.
- Verifying compliance with ADA and local sign codes with the appropriate groups for final approval prior to fabrication.

Client/Project PAFA	Lobby & Wayfinding C.D. DRAFT	Date 04.16.26	Scale 1/2" = 1'	Page Number 3.23
-------------------------------	---	------------------	--------------------	----------------------------

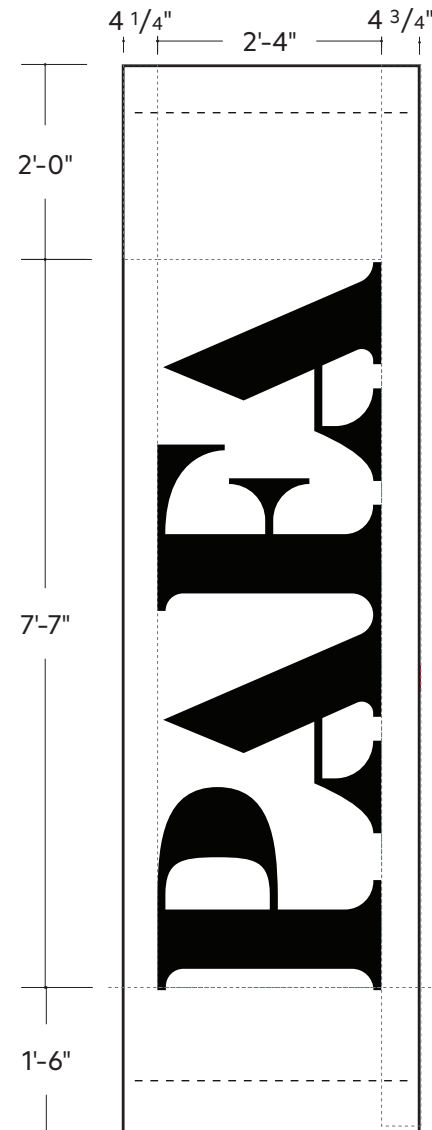


B.2W-2 Replaces Existing Banners



Side 1 Artwork

Faces North Broad Street, visible when walking North

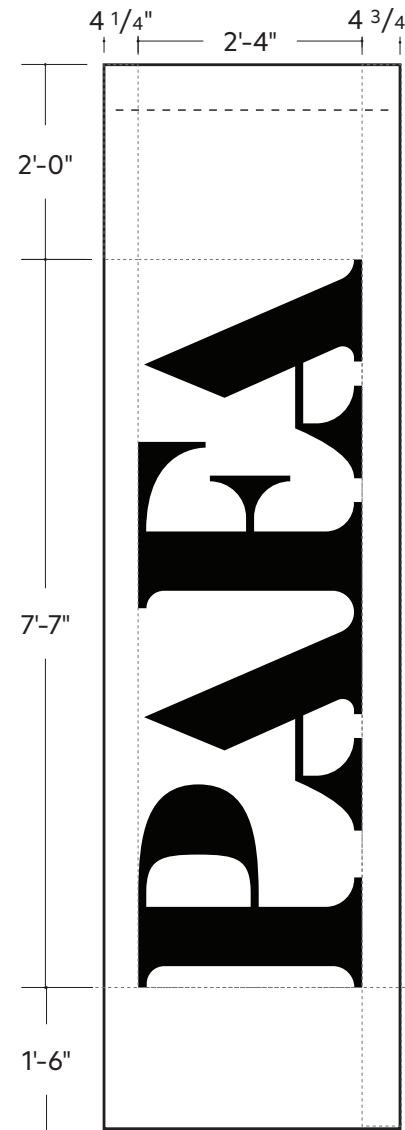


Side 1 Layout

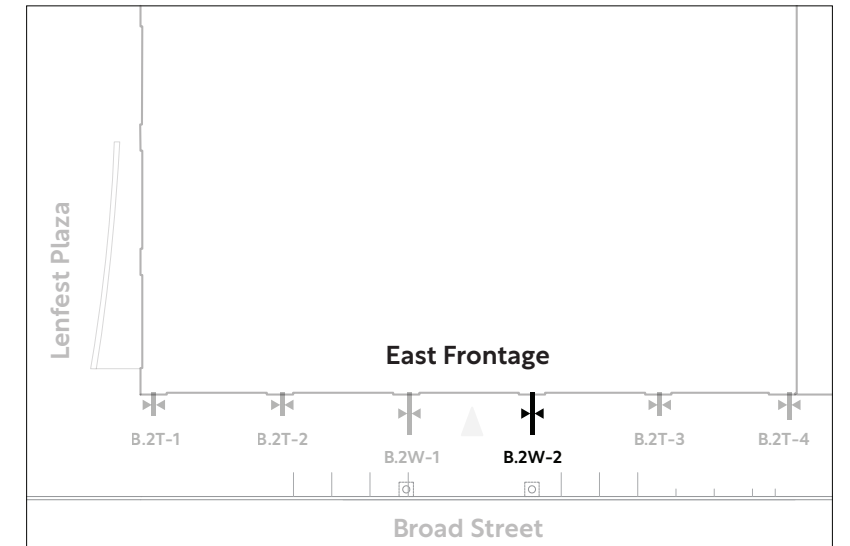


Side 2 Artwork

Faces towards Lenfest Plaza, visible when walking South



Side 2 Layout



Matte vinyl fabric material, durable for exteriors.

These are intended to remain longstanding on either side of the Museum entry doors.


Drawing represents design intent only. All measurements and installation guidelines are approximate. Sign fabricator will be responsible for:

- Verifying all dimensions, structures, and existing conditions in the field prior to execution of shop drawings.
- Notifying and coordinating the appropriate groups of any potential issues, substitutions, or obstructions that will affect the design intent prior to installation.
- Obtaining any necessary engineering seals or permits.
- Verifying compliance with ADA and local sign codes with the appropriate groups for final approval prior to fabrication.

Client/Project PAFA	Lobby & Wayfinding C.D. DRAFT	Date 04.16.26	Scale 1/2" = 1'	Page Number 3.24
-------------------------------	---	------------------	--------------------	----------------------------




B.2T-3 Replaces Existing Banners with Smaller Version



Side 1 Artwork

Faces North Broad Street, visible when walking North



Side 1 Layout

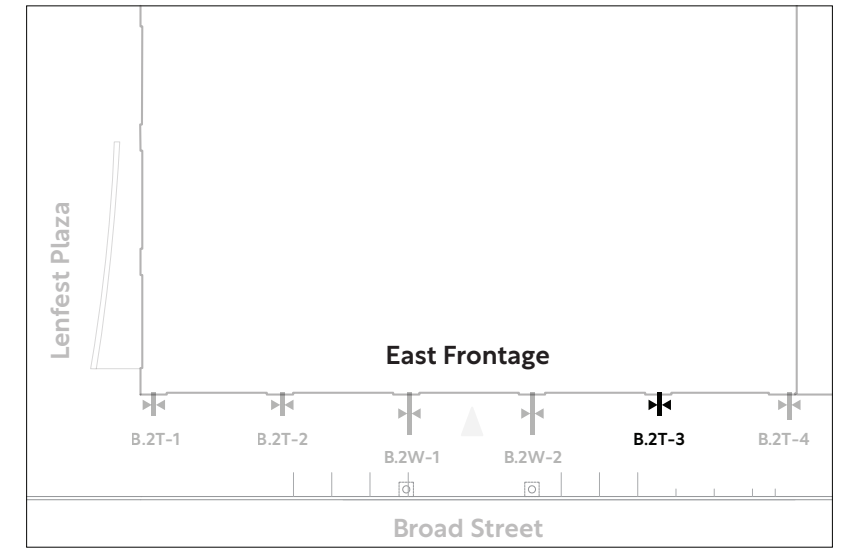


Side 2 Artwork

Faces towards Lenfest Plaza, visible when walking South



Side 2 Layout



Matte vinyl fabric material, durable for exteriors.

Banner intended to be changed for promotion of PAFA exhibits that are on-view.

Signs for on-site PAFA events only.

PAFA to seek additional guidance and approval from Arts Commission regarding banner updates.

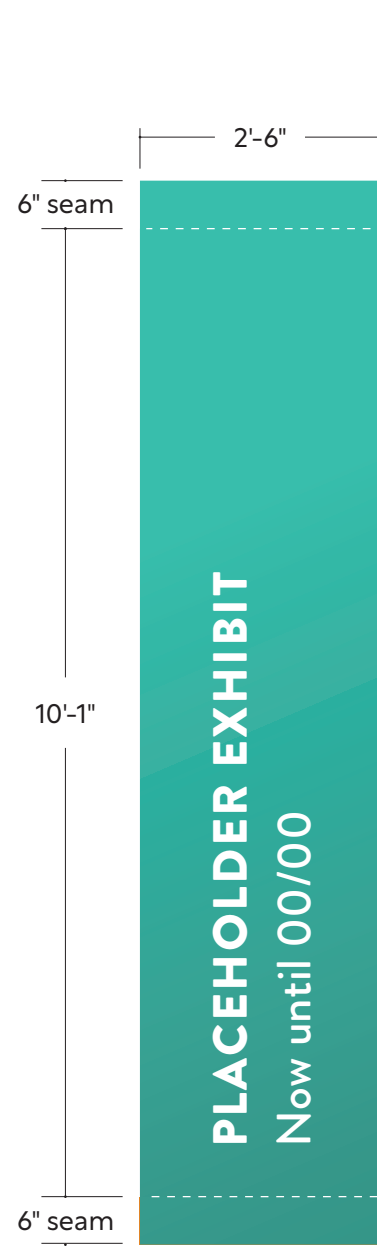
Drawing represents design intent only. All measurements and installation guidelines are approximate. Sign fabricator will be responsible for:

- Verifying all dimensions, structures, and existing conditions in the field prior to execution of shop drawings.
- Notifying and coordinating the appropriate groups of any potential issues, substitutions, or obstructions that will affect the design intent prior to installation.
- Obtaining any necessary engineering seals or permits.
- Verifying compliance with ADA and local sign codes with the appropriate groups for final approval prior to fabrication.

Client/Project PAFA	Lobby & Wayfinding C.D. DRAFT	Date 04.16.26	Scale 1/2" = 1'	Page Number 3.25
-------------------------------	---	------------------	--------------------	----------------------------




B.2T-4 Replaces Existing Banners with Smaller Version



Side 1 Artwork

Faces North Broad Street, visible when walking North




Side 1 Layout

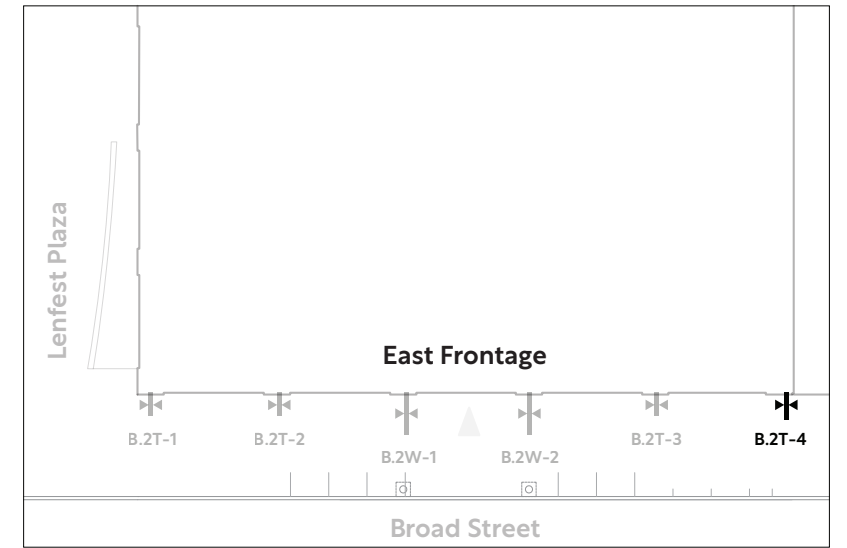


Side 2 Artwork

Faces towards Lenfest Plaza, visible when walking South



Side 2 Layout



Matte vinyl fabric material, durable for exteriors.

Banner intended to be changed for promotion of PAFA exhibits that are on-view.

Banner indicates on-site PAFA activities only.

PAFA to seek additional guidance and approval from Arts Commission regarding banner updates.

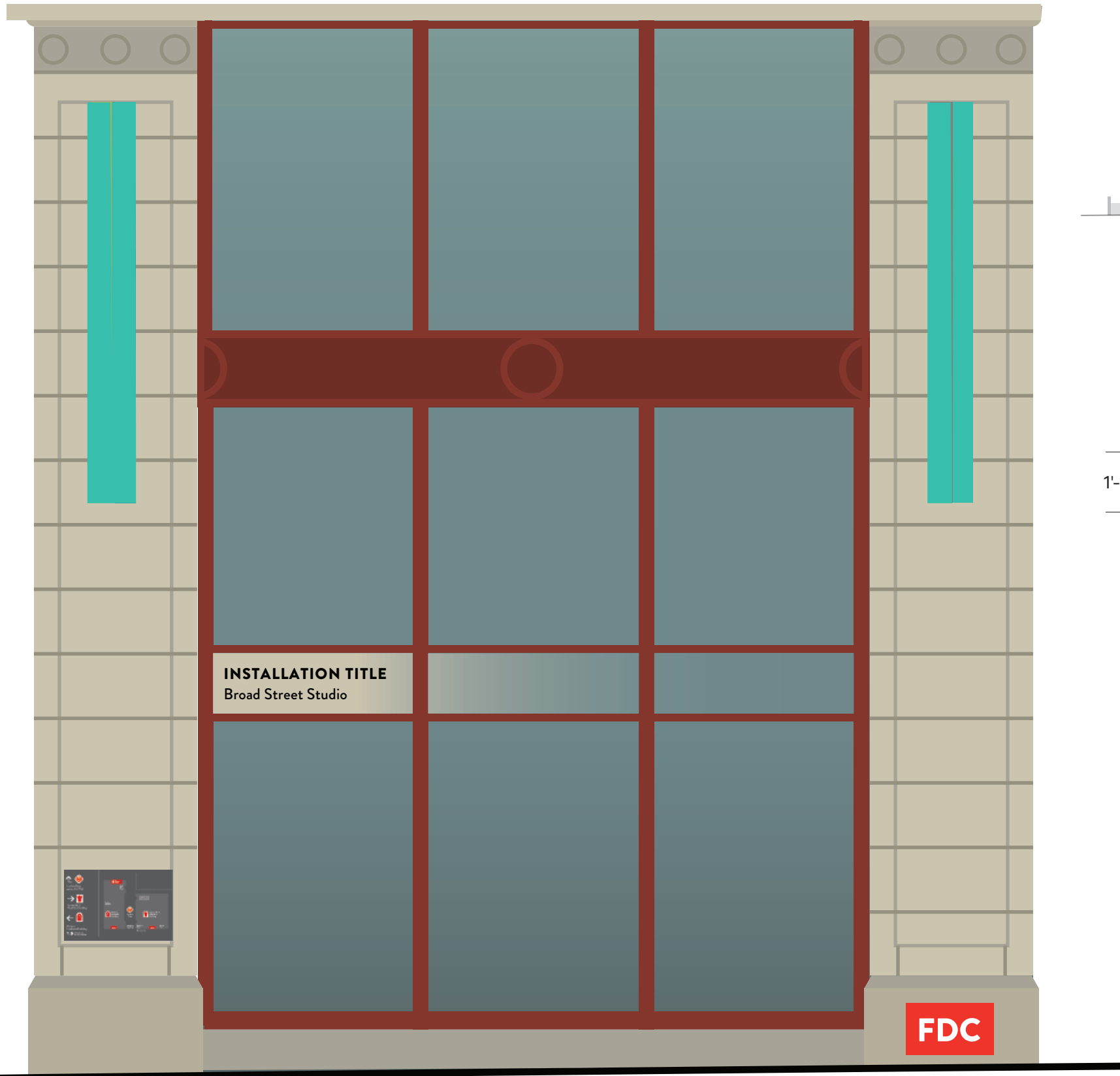
Drawing represents design intent only. All measurements and installation guidelines are approximate. Sign fabricator will be responsible for:

- Verifying all dimensions, structures, and existing conditions in the field prior to execution of shop drawings.
- Notifying and coordinating the appropriate groups of any potential issues, substitutions, or obstructions that will affect the design intent prior to installation.
- Obtaining any necessary engineering seals or permits.
- Verifying compliance with ADA and local sign codes with the appropriate groups for final approval prior to fabrication.

Client/Project PAFA	Lobby & Wayfinding C.D. DRAFT	Date 04.16.26	Scale 1/2" = 1'	Page Number 3.26
-------------------------------	---	------------------	--------------------	----------------------------



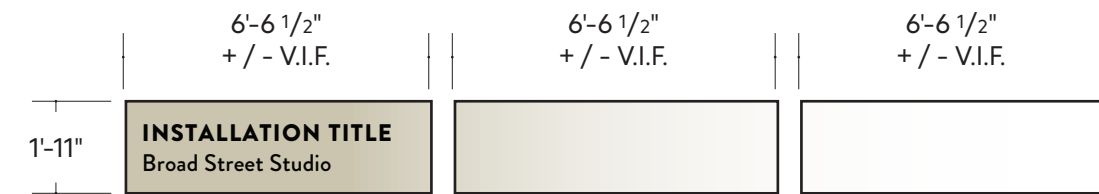
G.N Narrow Glass Bays: Broad Street Studio



G.N - 1

G.N - 2

G.N - 3



Perforated Printed Vinyl Material applied on windows

Allows for a gradient from solid Sandstone Color to a transparent window, gives both adequate contrast to read title from distance & more space to see inside art.



Cut Black Vinyl Letters

Applied on exterior.

Window intended to be changed for promotion of PAFA exhibits that are on-view. Banner indicates on-site PAFA activities only. PAFA to seek additional guidance and approval from Arts Commission regarding window updates.

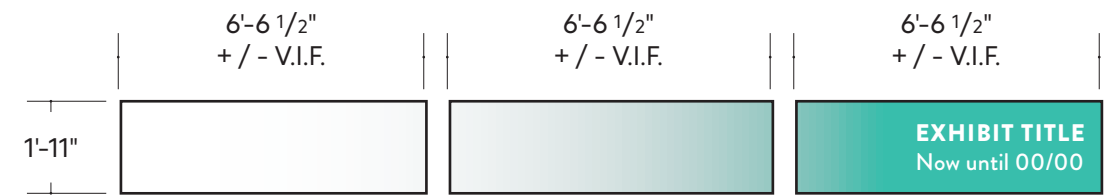
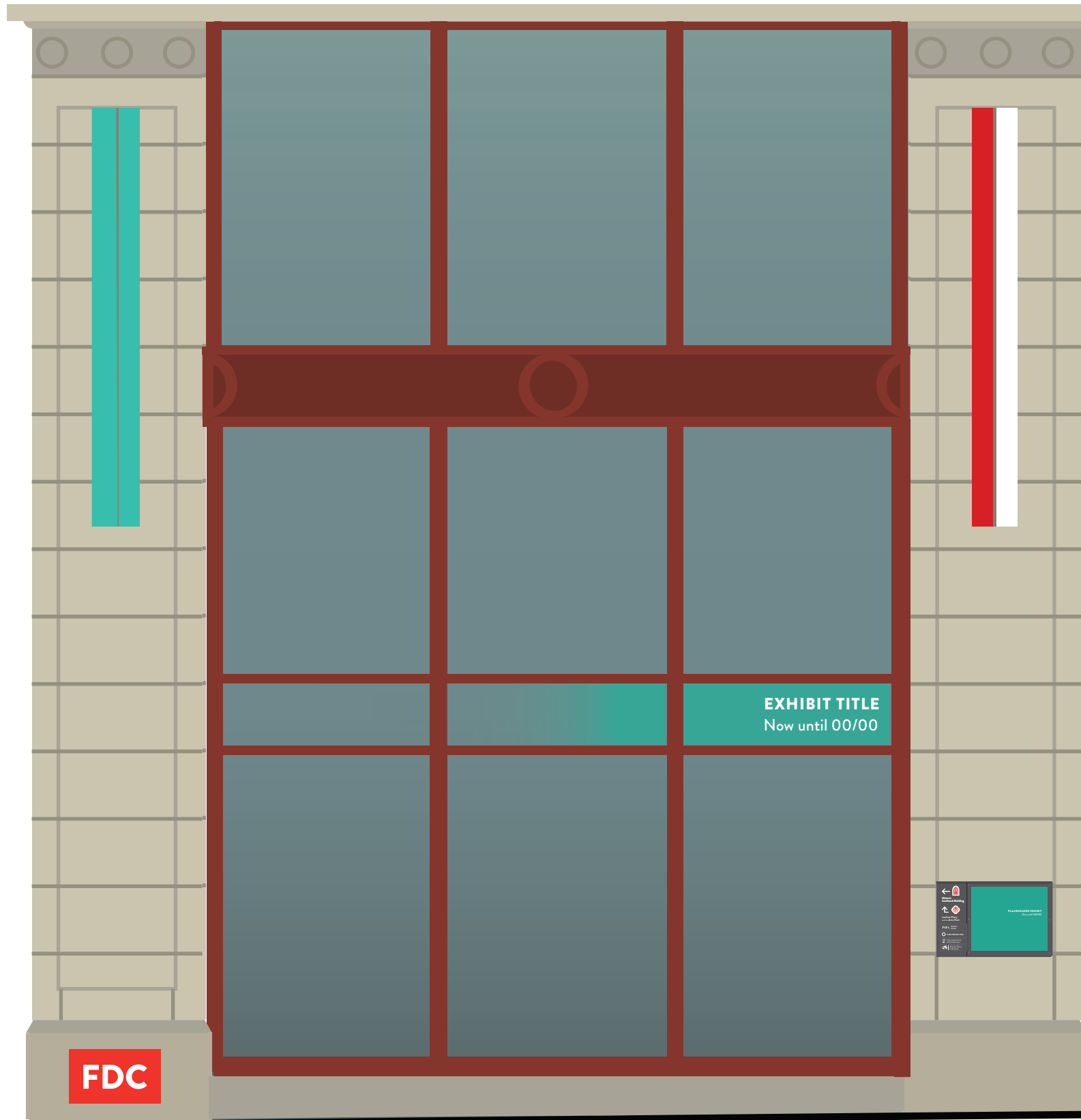
Drawing represents design intent only. All measurements and installation guidelines are approximate. Sign fabricator will be responsible for:

- Verifying all dimensions, structures, and existing conditions in the field prior to execution of shop drawings.
- Notifying and coordinating the appropriate groups of any potential issues, substitutions, or obstructions that will affect the design intent prior to installation.
- Obtaining any necessary engineering seals or permits.
- Verifying compliance with ADA and local sign codes with the appropriate groups for final approval prior to fabrication.

Client/Project PAFA	Lobby & Wayfinding C.D. DRAFT	Date 04.16.26	Scale 3/32" = 1'	Page Number 3.27
-------------------------------	---	------------------	---------------------	----------------------------



G.N Narrow Glass Bays: to Left of Museum Entry



Perforated Printed Vinyl Material applied on windows

Allows for a gradient from solid **Exhibit Promo Color** to a transparent window, gives both adequate contrast to read title from distance & more space to see inside art.



Cut White Vinyl Letters

Applied on exterior.

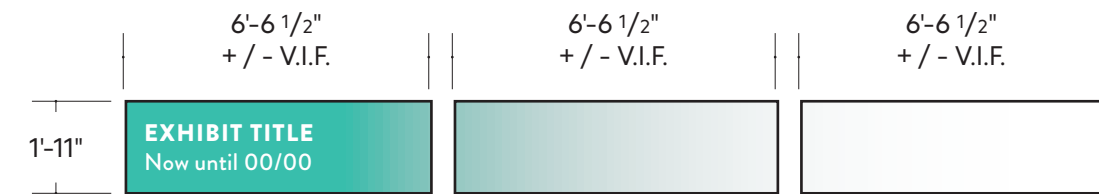
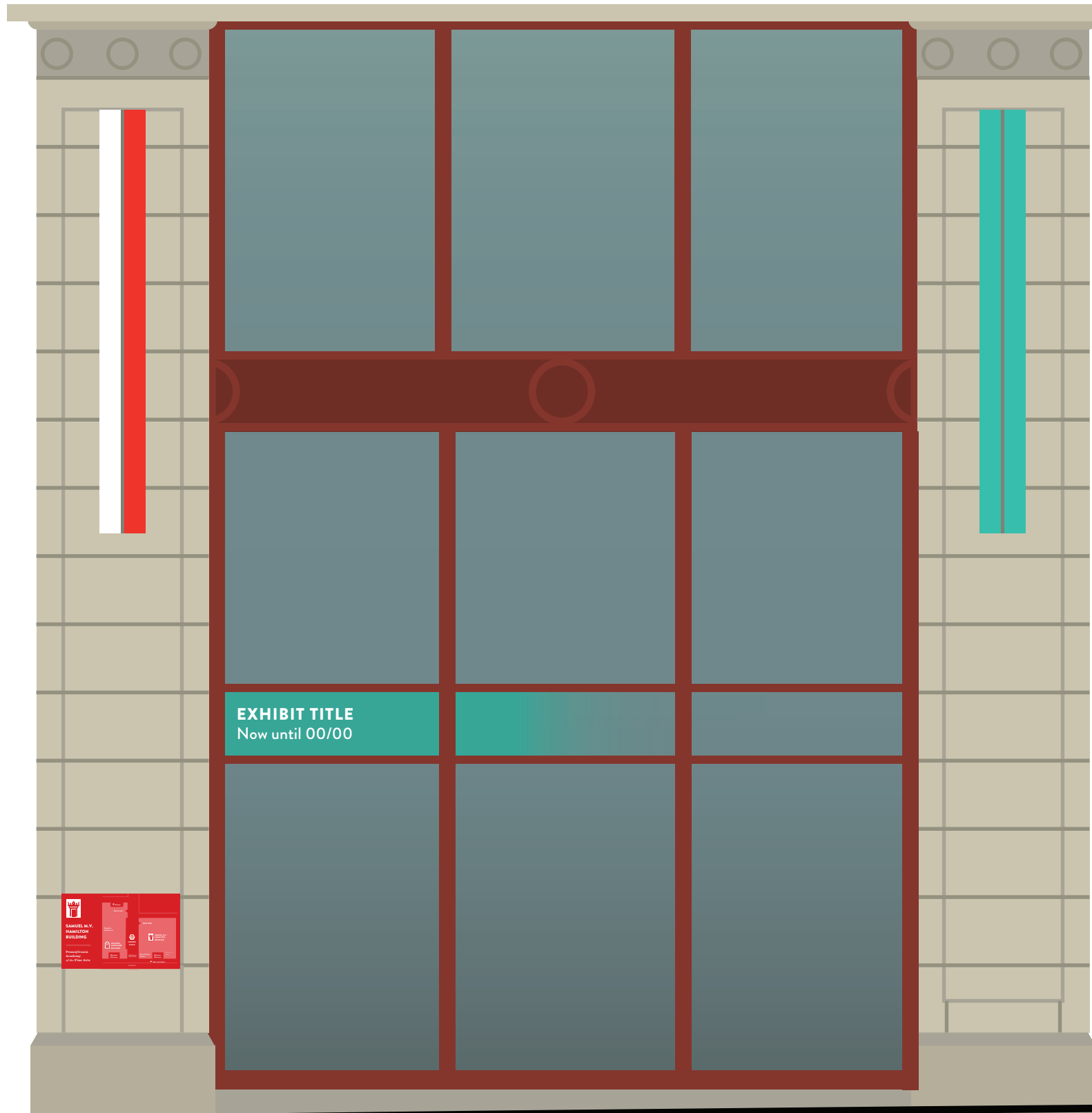
Window intended to be changed for promotion of PAFA exhibits that are on-view. Banner indicates on-site PAFA activities only. PAFA to seek additional guidance and approval from Arts Commission regarding window updates.

Drawing represents design intent only. All measurements and installation guidelines are approximate. Sign fabricator will be responsible for:

- Verifying all dimensions, structures, and existing conditions in the field prior to execution of shop drawings.
- Notifying and coordinating the appropriate groups of any potential issues, substitutions, or obstructions that will affect the design intent prior to installation.
- Obtaining any necessary engineering seals or permits.
- Verifying compliance with ADA and local sign codes with the appropriate groups for final approval prior to fabrication.

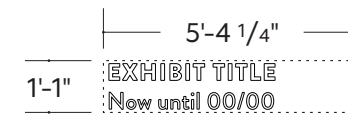


G.N Narrow Glass Bays: to Right of Museum Entry



Perforated Printed Vinyl Material applied on windows

Allows for a gradient from solid **Exhibit Promo Color** to a transparent window, gives both adequate contrast to read title from distance & more space to see inside art.



Cut White Vinyl Letters

Applied on exterior.

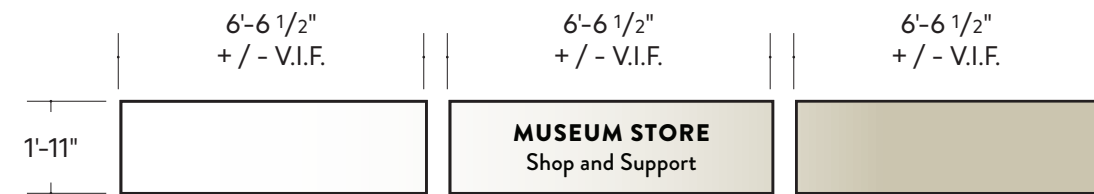
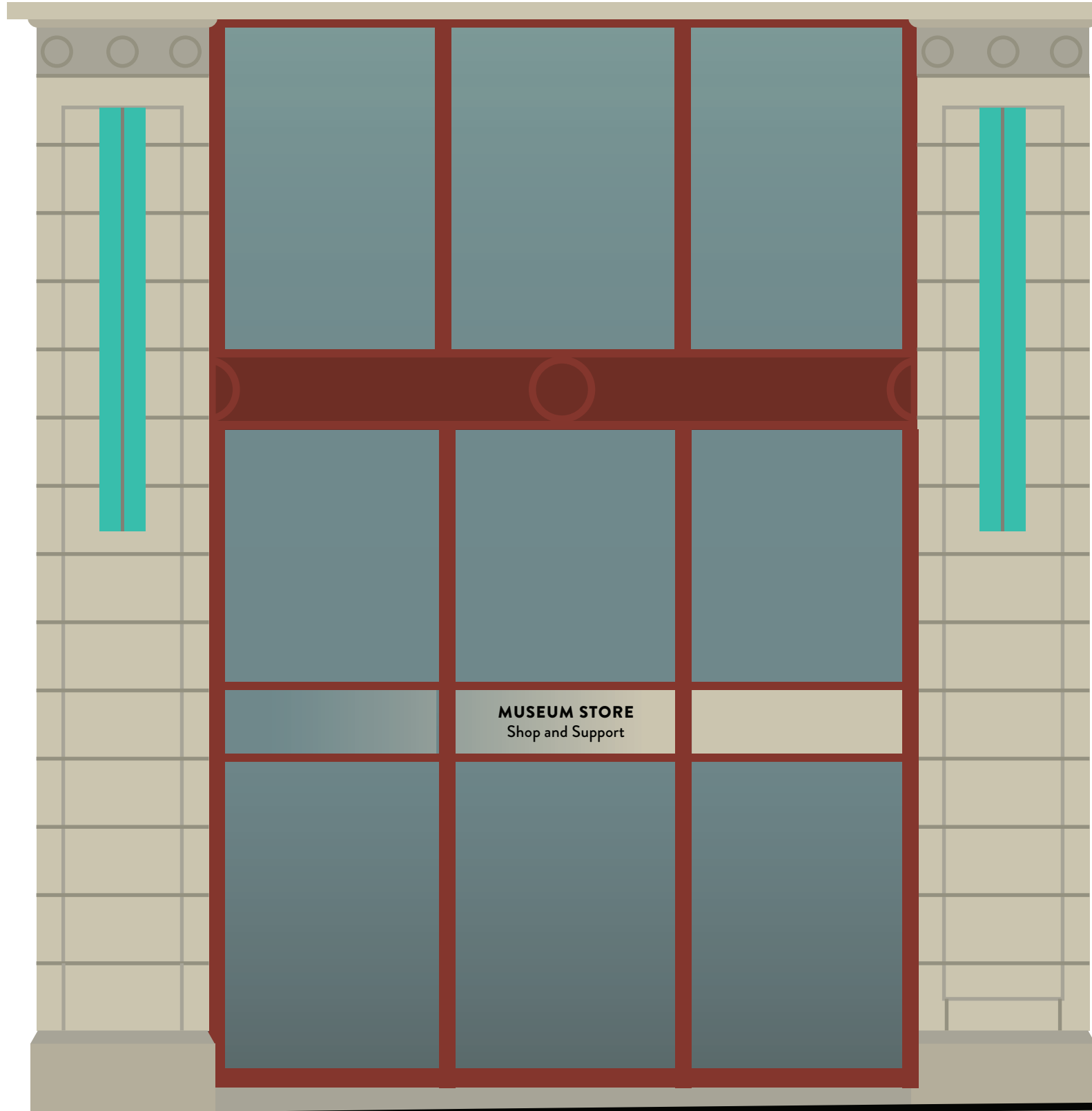
Window intended to be changed for promotion of PAFA exhibits that are on-view. Banner indicates on-site PAFA activities only. PAFA to seek additional guidance and approval from Arts Commission regarding window updates.

Drawing represents design intent only. All measurements and installation guidelines are approximate. Sign fabricator will be responsible for:

- Verifying all dimensions, structures, and existing conditions in the field prior to execution of shop drawings.
- Notifying and coordinating the appropriate groups of any potential issues, substitutions, or obstructions that will affect the design intent prior to installation.
- Obtaining any necessary engineering seals or permits.
- Verifying compliance with ADA and local sign codes with the appropriate groups for final approval prior to fabrication.

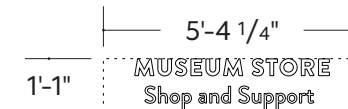


G.N Narrow Glass Bays: Museum Store



Perforated Printed Vinyl Material applied on windows

Allows for a gradient from solid Sandstone Color to a transparent window, gives both adequate contrast to read title from distance & more space to see inside.




Cut Black Vinyl Letters

Applied on exterior.

Window intended to be changed for promotion of PAFA exhibits that are on-view. Banner indicates on-site PAFA activities only. PAFA to seek additional guidance and approval from Arts Commission regarding window updates.


Drawing represents design intent only. All measurements and installation guidelines are approximate. Sign fabricator will be responsible for:

- Verifying all dimensions, structures, and existing conditions in the field prior to execution of shop drawings.
- Notifying and coordinating the appropriate groups of any potential issues, substitutions, or obstructions that will affect the design intent prior to installation.
- Obtaining any necessary engineering seals or permits.
- Verifying compliance with ADA and local sign codes with the appropriate groups for final approval prior to fabrication.



Existing

SA



Proposed

B.2W

G.BR 1-5

Drawing represents design intent only. All measurements and installation guidelines are approximate. Sign fabricator will be responsible for:

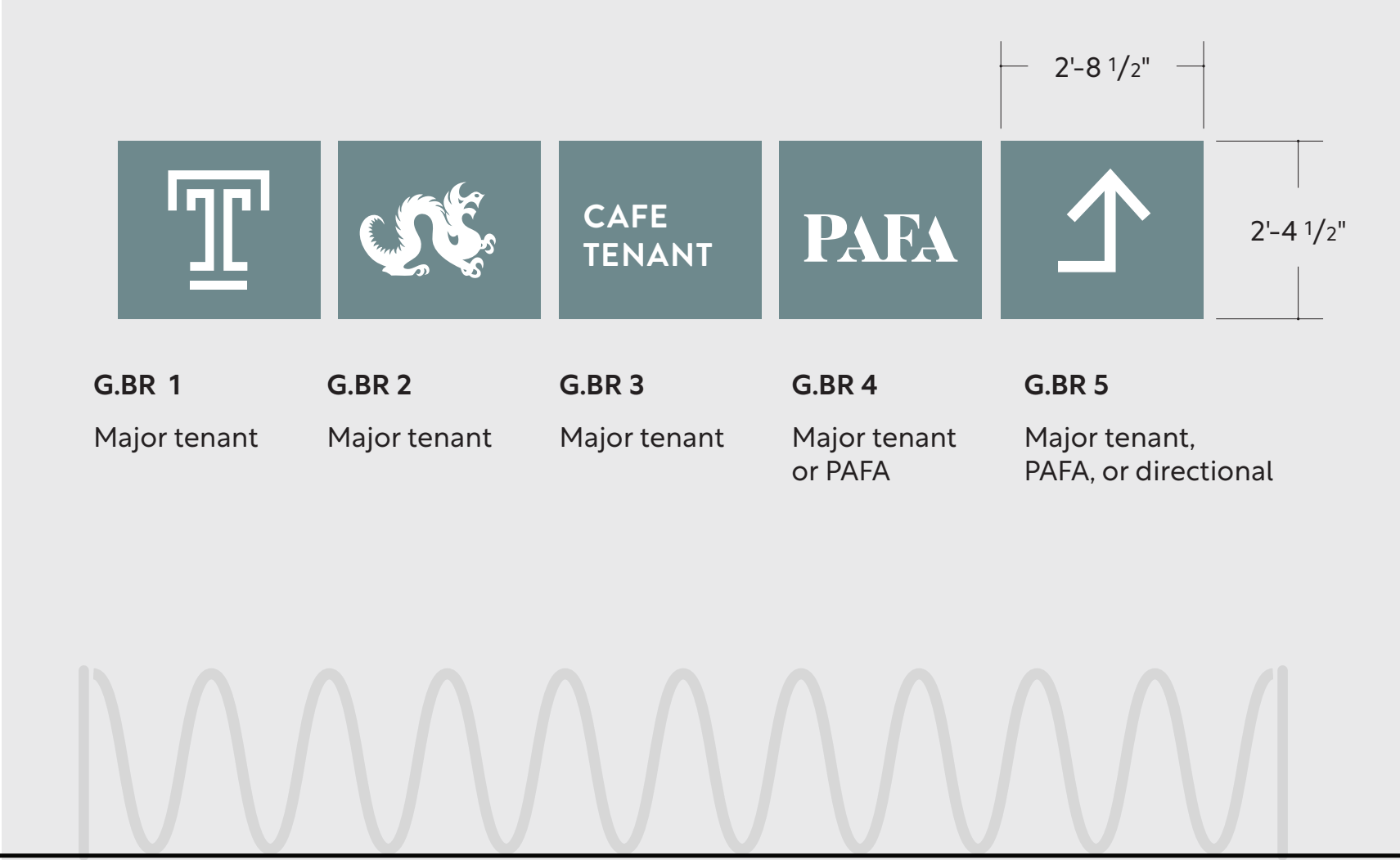
- Verifying all dimensions, structures, and existing conditions in the field prior to execution of shop drawings.

- Notifying and coordinating the appropriate groups of any potential issues, substitutions, or obstructions that will affect the design intent prior to installation.

- Obtaining any necessary engineering seals or permits.

- Verifying compliance with ADA and local sign codes with the appropriate groups for final approval prior to fabrication.

Client/Project PAFA	Lobby & Wayfinding C.D. DRAFT	Date 04.16.26	Scale 3/4" = 1'	Page Number 3.43
-------------------------------	---	------------------	--------------------	----------------------------



White Vinyl Arts Hub Tenant Icons

Ideally tenant logo symbols only - the quickest reads of the Arts Hub brand associated. Not much room or reading space for full brand names.

Drawing represents design intent only. All measurements and installation guidelines are approximate. Sign fabricator will be responsible for:

- Verifying all dimensions, structures, and existing conditions in the field prior to execution of shop drawings.
- Notifying and coordinating the appropriate groups of any potential issues, substitutions, or obstructions that will affect the design intent prior to installation.
- Obtaining any necessary engineering seals or permits.
- Verifying compliance with ADA and local sign codes with the appropriate groups for final approval prior to fabrication.

Client/Project PAFA	Lobby & Wayfinding Construction Doc. DRAFT	Date 04.16.26	Scale 3/8" = 1'	Page Number 3.44
-------------------------------	---	------------------	--------------------	----------------------------

Entrance Existing and Proposed



REG-2
 SP
 FDC-2
 FDC-3
 WP-4
 C

WP-3

Existing



Proposed

REG-2
 W.ID-2
 AHC
 W.W-3

Window adjustments
 (G.TL / G.ACC / G.L) called
 out on separate page.

Drawing represents design intent only. All measurements and installation guidelines are approximate. Sign fabricator will be responsible for:


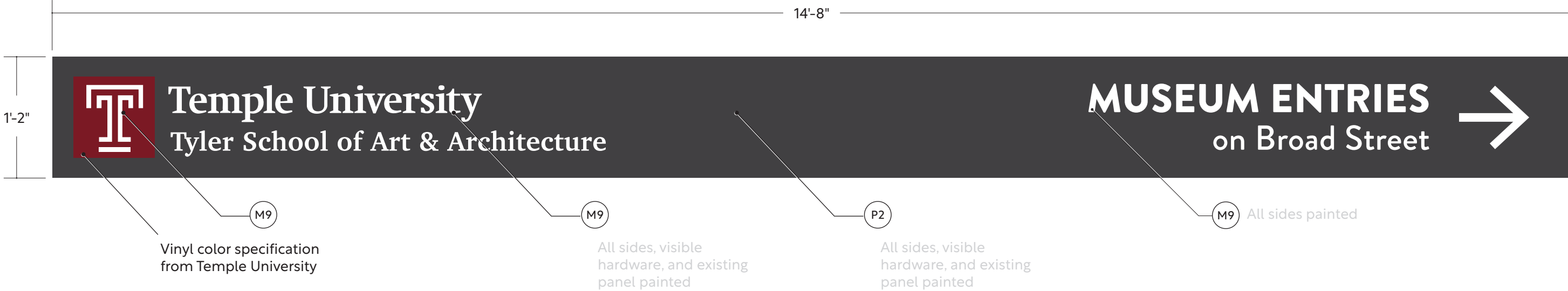
- Verifying all dimensions, structures, and existing conditions in the field prior to execution of shop drawings.

- Notifying and coordinating the appropriate groups of any potential issues, substitutions, or obstructions that will affect the design intent prior to installation.

- Obtaining any necessary engineering seals or permits.

- Verifying compliance with ADA and local sign codes with the appropriate groups for final approval prior to fabrication.

Client/Project PAFA	Lobby & Wayfinding C.D. DRAFT	Date 04.16.26	Scale N.T.S.	Page Number 3.45
-------------------------------	---	------------------	-----------------	----------------------------

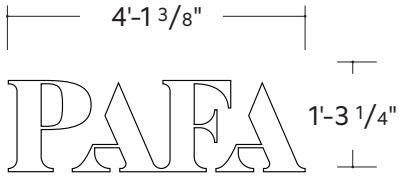


Existing Sign Face and Mounting

- Drawing represents design intent only. All measurements and installation guidelines are approximate. Sign fabricator will be responsible for:
- Verifying all dimensions, structures, and existing conditions in the field prior to execution of shop drawings.
 - Notifying and coordinating the appropriate groups of any potential issues, substitutions, or obstructions that will affect the design intent prior to installation.
 - Obtaining any necessary engineering seals or permits.
 - Verifying compliance with ADA and local sign codes with the appropriate groups for final approval prior to fabrication.

Client/Project PAFA	Lobby & Wayfinding C.D. DRAFT	Date 04.16.26	Scale 3/4" = 1'	Page Number 3.46
-------------------------------	---	------------------	--------------------	----------------------------

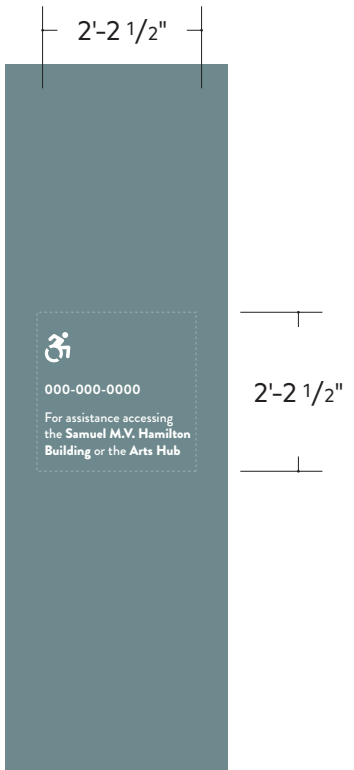
Main Entrance Arts Hub Main Entrance Glass Applications



G.L
Dimensional 1" thick acrylic letters on glass



G.AHT
Up to 6 list of the Arts Hub tenants. Appropriate to have full brand / lockup logos as provided by tenant.



G.ACC
Accessibility / Building info

Drawing represents design intent only. All measurements and installation guidelines are approximate. Sign fabricator will be responsible for:

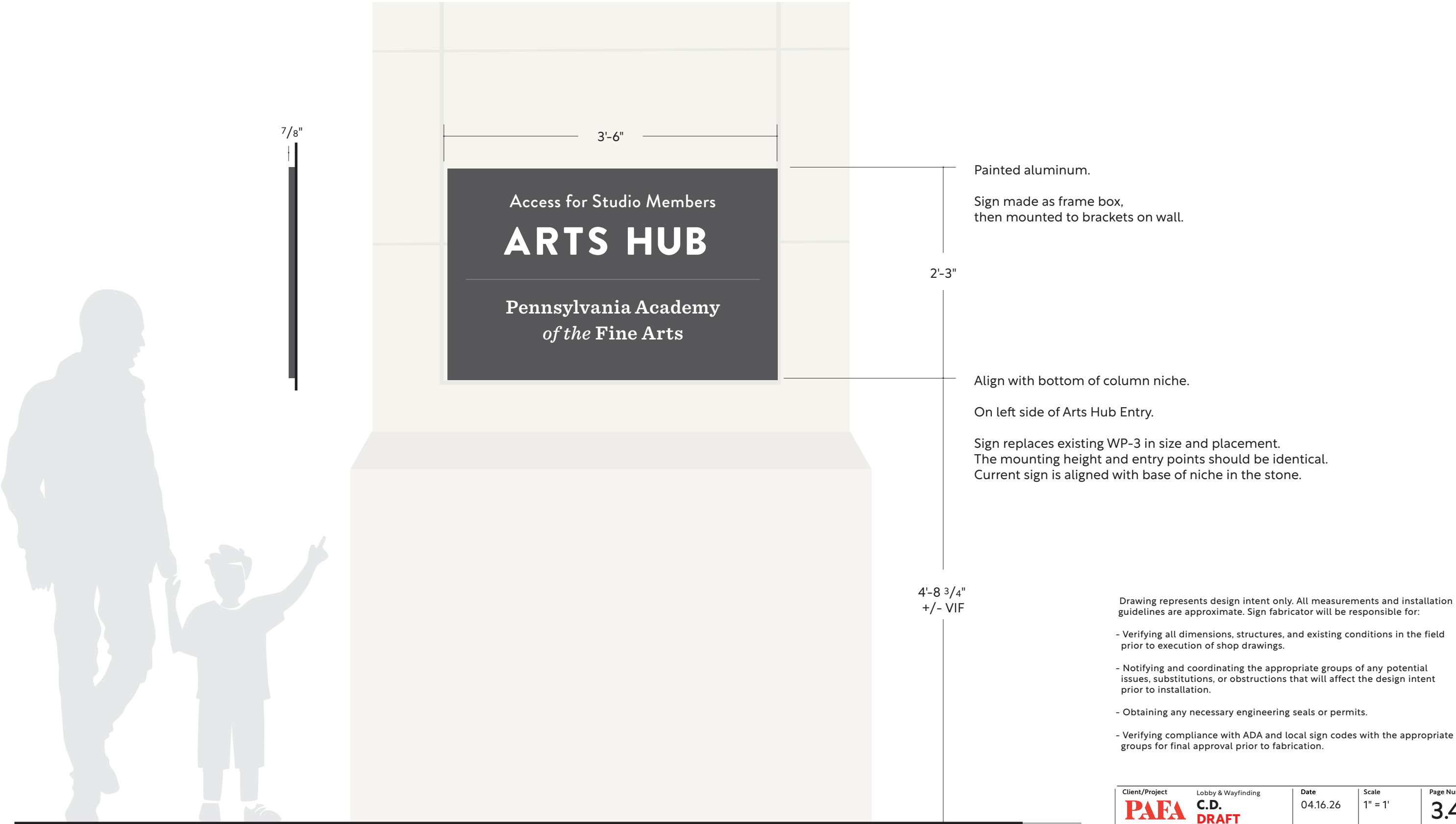
- Verifying all dimensions, structures, and existing conditions in the field prior to execution of shop drawings.

- Notifying and coordinating the appropriate groups of any potential issues, substitutions, or obstructions that will affect the design intent prior to installation.

- Obtaining any necessary engineering seals or permits.

- Verifying compliance with ADA and local sign codes with the appropriate groups for final approval prior to fabrication.

Client/Project PAFA	Lobby & Wayfinding C.D. DRAFT	Date 04.16.26	Scale 3/8" = 1'	Page Number 3.47
-------------------------------	---	------------------	--------------------	----------------------------



Painted aluminum.
Sign made as frame box, then mounted to brackets on wall.

2'-3"

Align with bottom of column niche.
On left side of Arts Hub Entry.

Sign replaces existing WP-3 in size and placement. The mounting height and entry points should be identical. Current sign is aligned with base of niche in the stone.

4'-8 3/4"
+/- VIF

Drawing represents design intent only. All measurements and installation guidelines are approximate. Sign fabricator will be responsible for:

- Verifying all dimensions, structures, and existing conditions in the field prior to execution of shop drawings.
- Notifying and coordinating the appropriate groups of any potential issues, substitutions, or obstructions that will affect the design intent prior to installation.
- Obtaining any necessary engineering seals or permits.
- Verifying compliance with ADA and local sign codes with the appropriate groups for final approval prior to fabrication.

Client/Project PAFA	Lobby & Wayfinding C.D. DRAFT	Date 04.16.26	Scale 1" = 1'	Page Number 3.48
-------------------------------	---	------------------	------------------	----------------------------



W.W-3 Lenfest ID + Wayfinding to Right of Arts Hub Entry



7/8"

3'-6"



Painted aluminum.

Sign made as frame box, then mounted to brackets on wall.

2'-3"

Align with bottom of column niche.

On right side of Arts Hub Entry

Sign replaces existing WP-4 in size and placement. The mounting height and entry points should be identical. Current sign is aligned with base of niche in the stone.

4'-8 3/4"
+/- VIF

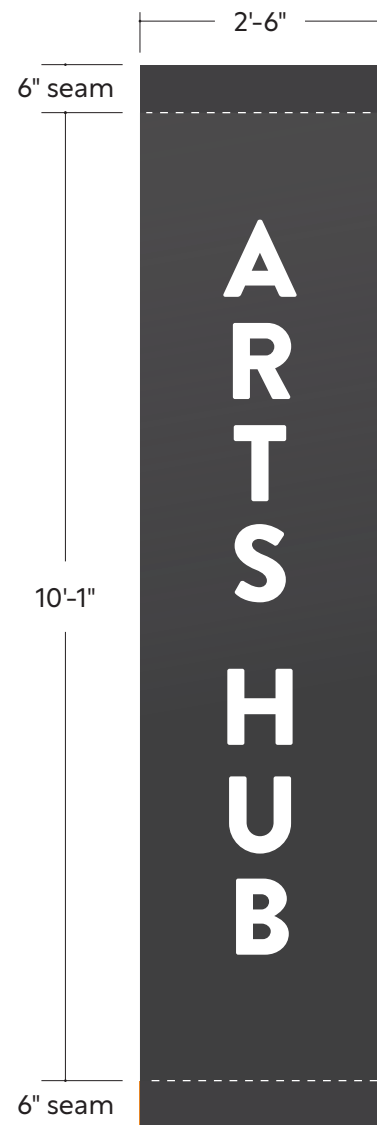
Drawing represents design intent only. All measurements and installation guidelines are approximate. Sign fabricator will be responsible for:

- Verifying all dimensions, structures, and existing conditions in the field prior to execution of shop drawings.
- Notifying and coordinating the appropriate groups of any potential issues, substitutions, or obstructions that will affect the design intent prior to installation.
- Obtaining any necessary engineering seals or permits.
- Verifying compliance with ADA and local sign codes with the appropriate groups for final approval prior to fabrication.

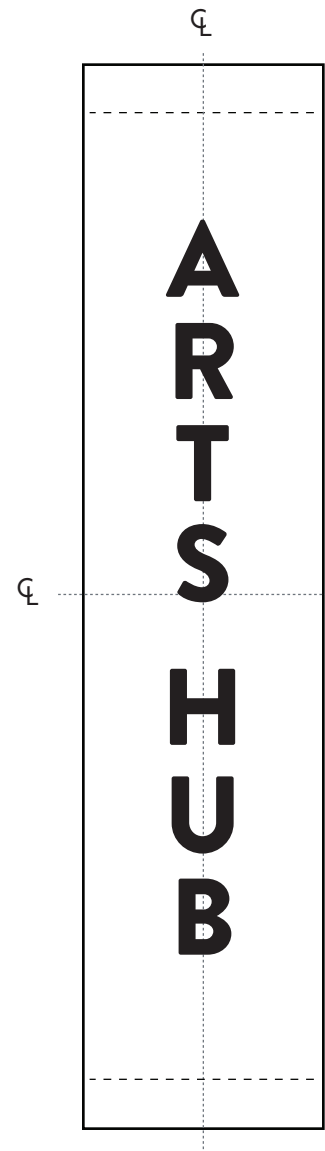
Client/Project PAFA	Lobby & Wayfinding C.D. DRAFT	Date 04.16.26	Scale 1" = 1'	Page Number 3.49
-------------------------------	---	------------------	------------------	----------------------------

 **2.BW-3** Arts Hub: 2-Sided Banner, Wide

Matte vinyl fabric material, durable for exteriors.



Artwork on Both Sides
Faces East and West



Layout

Drawing represents design intent only. All measurements and installation guidelines are approximate. Sign fabricator will be responsible for:

- Verifying all dimensions, structures, and existing conditions in the field prior to execution of shop drawings.
- Notifying and coordinating the appropriate groups of any potential issues, substitutions, or obstructions that will affect the design intent prior to installation.
- Obtaining any necessary engineering seals or permits.
- Verifying compliance with ADA and local sign codes with the appropriate groups for final approval prior to fabrication.

Client/Project	Lobby & Wayfinding	Date	Scale	Page Number
PAFA	C.D. DRAFT	04.16.26	1/2" = 1'	3.50



Lenfest Plaza Overview Existing and Proposed



Existing



Proposed

Drawing represents design intent only. All measurements and installation guidelines are approximate. Sign fabricator will be responsible for:

- Verifying all dimensions, structures, and existing conditions in the field prior to execution of shop drawings.

- Notifying and coordinating the appropriate groups of any potential issues, substitutions, or obstructions that will affect the design intent prior to installation.

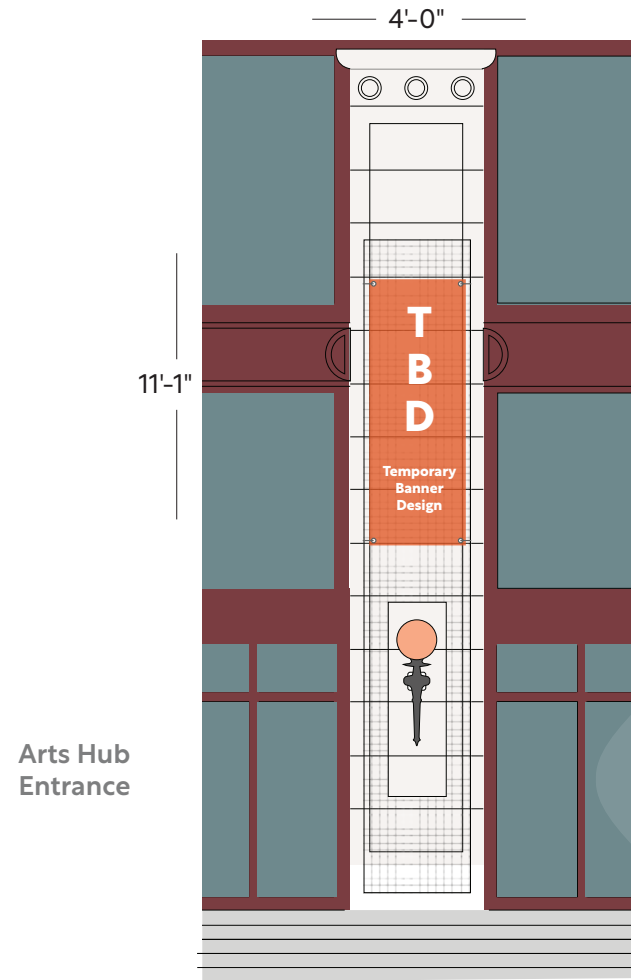
- Obtaining any necessary engineering seals or permits.

- Verifying compliance with ADA and local sign codes with the appropriate groups for final approval prior to fabrication.

Client/Project PAFA	Lobby & Wayfinding C.D. DRAFT	Date 04.16.26	Scale 3/32" = 1'	Page Number 3.51
© 2026 Cloud Gehshan Design Not for Production				



B.1 - 1-5 Lenfest Banners

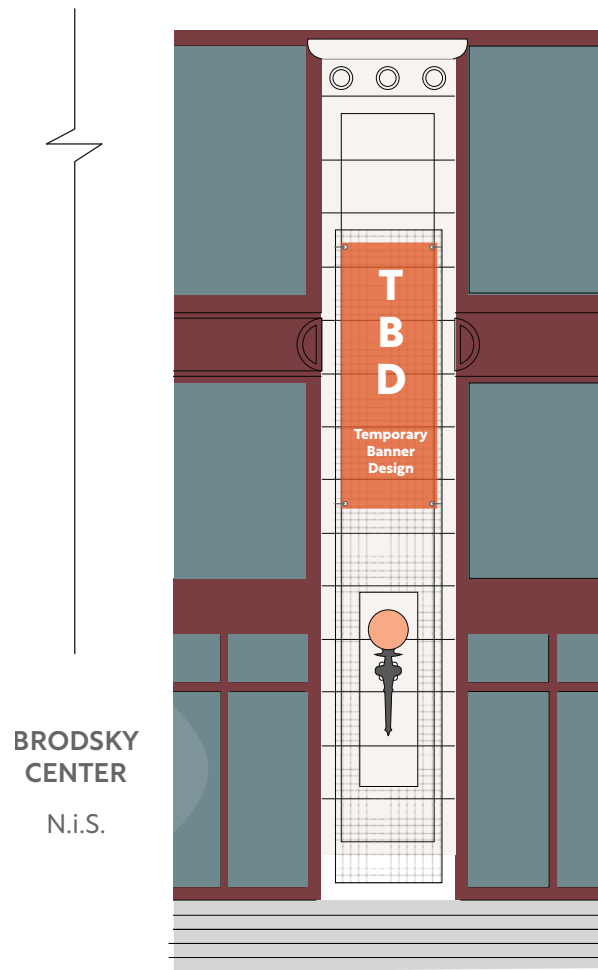


Arts Hub Entrance

B.1-1 (Arts Hub)

TBD: Banner Design N.i.S.

example: **Glob Orange** See-Through

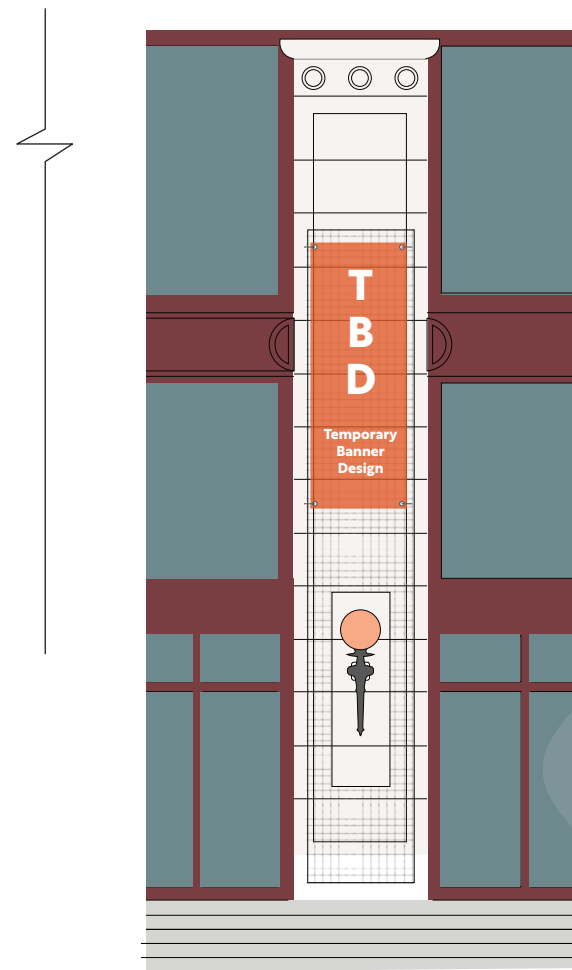


BRODSKY CENTER
N.i.S.

B.1-2

TBD: Banner Design N.i.S.

example: **Glob Orange** See-Through




CAFE TENANT
N.i.S.

B.1-3

TBD: Banner Design N.i.S.

example: **Glob Orange** See-Through



Broad Street Museum Entrances

B.1-4 (Broad Street Studio)

TBD: Banner Design N.i.S.

example: **Carmine Red**

Non-shiny vinyl fabric materials, durable for exteriors.

Banner indicates on-site PAFA activities only.

PAFA to seek additional guidance and approval from Arts Commission regarding banner updates.

Drawing represents design intent only. All measurements and installation guidelines are approximate. Sign fabricator will be responsible for:

- Verifying all dimensions, structures, and existing conditions in the field prior to execution of shop drawings.

- Notifying and coordinating the appropriate groups of any potential issues, substitutions, or obstructions that will affect the design intent prior to installation.

- Obtaining any necessary engineering seals or permits.

- Verifying compliance with ADA and local sign codes with the appropriate groups for final approval prior to fabrication.

Client/Project PAFA	Lobby & Wayfinding C.D. DRAFT	Date 04.16.26	Scale 3/16" = 1'	Page Number 3.52
© 2026 Cloud Gehshan Design Not for Production				



Lenfest / Broad Corner Existing and Proposed 1/2



Existing

PT REG-1



Proposed

W.ID-3 F.ID-4

Drawing represents design intent only. All measurements and installation guidelines are approximate. Sign fabricator will be responsible for:

- Verifying all dimensions, structures, and existing conditions in the field prior to execution of shop drawings.

- Notifying and coordinating the appropriate groups of any potential issues, substitutions, or obstructions that will affect the design intent prior to installation.


- Obtaining any necessary engineering seals or permits.

- Verifying compliance with ADA and local sign codes with the appropriate groups for final approval prior to fabrication.

Client/Project	Lobby & Wayfinding	Date	Scale	Page Number
PAFA	C.D. DRAFT	04.16.26	N.T.S.	3.53
© 2026 Cloud Gehshan Design Not for Production				



Lenfest / Broad Corner Existing and Proposed 2/2



Existing

DDC [x 4] 1B [x 4] WB-3 PT REG-1

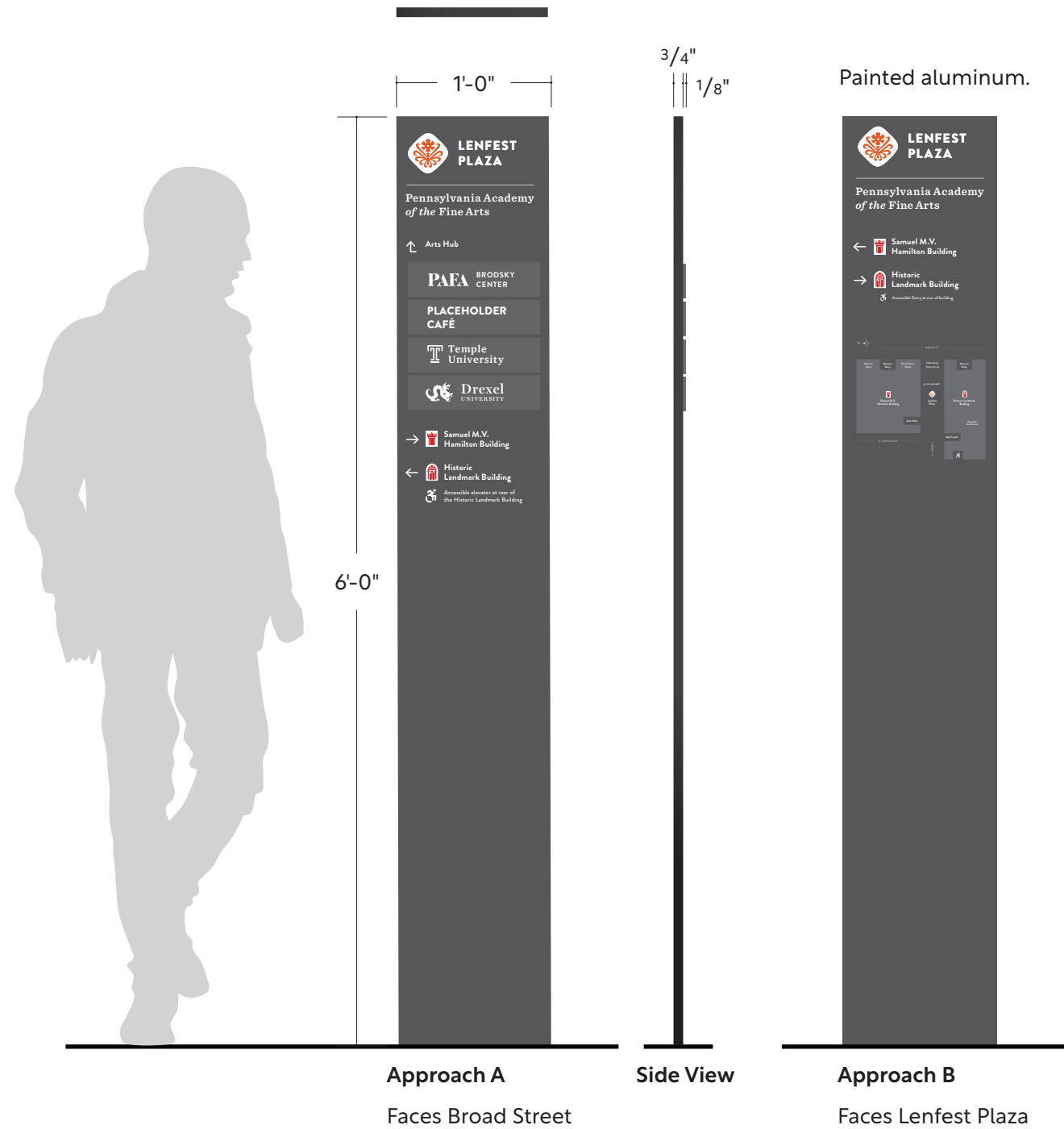


Proposed

F.ID-4 W.ID-3 W.W-1

All double-door covers and full window covers are removed.
Window (G.N) and banner (B.1) treatments called out on separate page

 **F.ID-4 Freestanding Lenfest ID + Directional**



Placement Location

Prior to the approach of ramp.


Drawing represents design intent only. All measurements and installation guidelines are approximate. Sign fabricator will be responsible for:

- Verifying all dimensions, structures, and existing conditions in the field prior to execution of shop drawings.
- Notifying and coordinating the appropriate groups of any potential issues, substitutions, or obstructions that will affect the design intent prior to installation.
- Obtaining any necessary engineering seals or permits.
- Verifying compliance with ADA and local sign codes with the appropriate groups for final approval prior to fabrication.

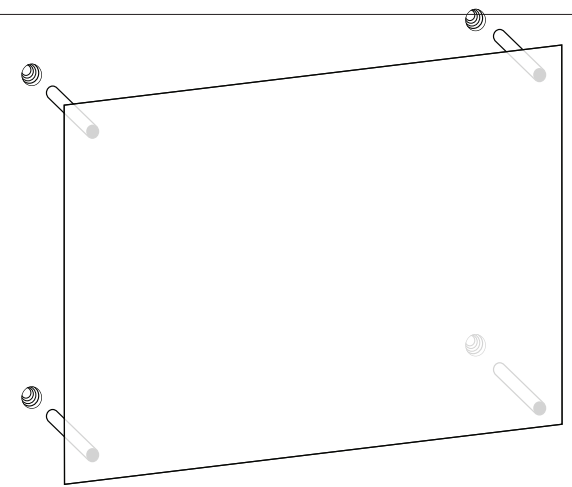
Client/Project PAFA	Lobby & Wayfinding C.D. DRAFT	Date 04.16.26	Scale 1" = 1'	Page Number 3.55
-------------------------------	---	------------------	------------------	----------------------------



W.ID-3 Lenfest ID + Paint Torch Desc. at Lenfest / Broad Corner



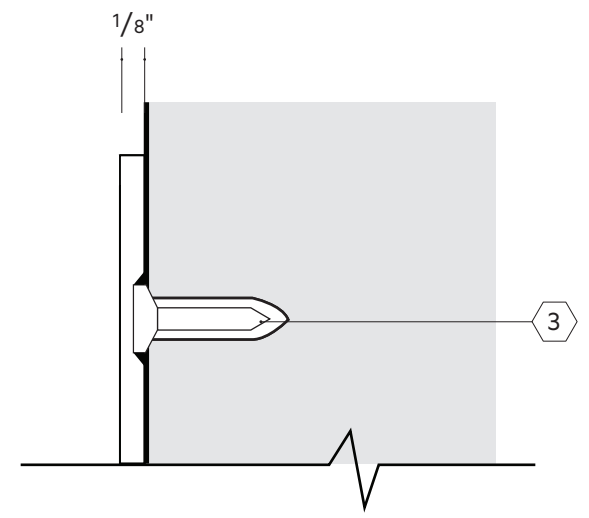
A Section View of Mounting
scale: 1" = 1'



Painted 1/8" thick aluminum.
Pins welded onto back of panel,
2 inches on center from every corner.

Align with bottom
of column niche.

This column has an
existing masonry slab
within it. The sign is
just a panel.



B Section View of Mounting
scale: 3" = 1'

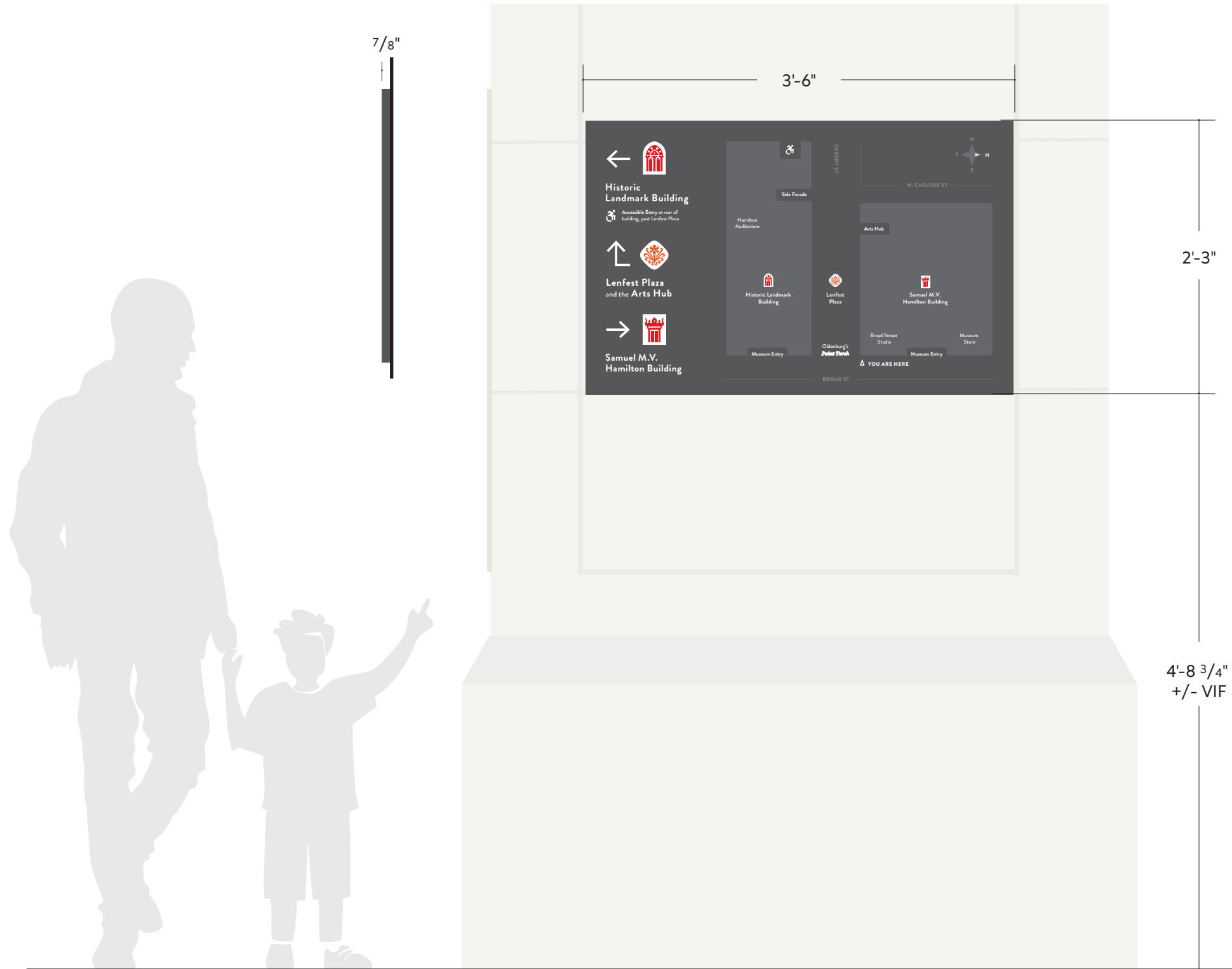
Drawing represents design intent only. All measurements and installation guidelines are approximate. Sign fabricator will be responsible for:

- Verifying all dimensions, structures, and existing conditions in the field prior to execution of shop drawings.
- Notifying and coordinating the appropriate groups of any potential issues, substitutions, or obstructions that will affect the design intent prior to installation.
- Obtaining any necessary engineering seals or permits.
- Verifying compliance with ADA and local sign codes with the appropriate groups for final approval prior to fabrication.

Client/Project PAFA	Lobby & Wayfinding C.D. DRAFT	Date 04.16.26	Scale Multiple	Page Number 3.56
-------------------------------	---	------------------	-------------------	----------------------------



W.W-1 Wayfinding at Broad / Lenfest Corner



Covers visible masonry patches.

Painted aluminum.

Sign made as frame box, then mounted to brackets on wall.

Align with seams in stone.

On corner of Broad Street and Lenfest Plaza

Drawing represents design intent only. All measurements and installation guidelines are approximate. Sign fabricator will be responsible for:

- Verifying all dimensions, structures, and existing conditions in the field prior to execution of shop drawings.
- Notifying and coordinating the appropriate groups of any potential issues, substitutions, or obstructions that will affect the design intent prior to installation.
- Obtaining any necessary engineering seals or permits.
- Verifying compliance with ADA and local sign codes with the appropriate groups for final approval prior to fabrication.

Client/Project	Lobby & Wayfinding	Date	Scale	Page Number
PAFA	C.D. DRAFT	04.16.26	1" = 1'	3.57

Signage Recap

All proposed signs and window treatments per building



Historic Landmark Building All Proposed Signs and Window Treatments

Proposed Signage

East Frontage (Broad Street) 100' | 200 sq. ft. Allowance | 195.71 Precedent

Sign Type	Description	Dimensions	Sq. Ft.	Q	= Sq. Ft.
B.L**	Landmark Banner	6'-3" x 10'	62.5	2	125
NHL*	Natl. Hist. Plaque	1'-5" x 1'-2 1/2"	1.71	1	1.71
F.ID	Freestanding ID	6' x 1'	6	1	6
DIM*	Dimensional PAFA	13' x 5'	65	1	65
Total					197.71

North Frontage (Lenfest Plaza) 257.83' | 515.66 sq. ft. Allowance | 0 Precedent

FID	Freestanding ID	1' x 6'	6	1	6
Total					6

West Frontage (Cherry Street) 100' | 200 sq. ft. Allowance | 6.63 Precedent

F.ID	Freestanding ID	6' x 1'	6	1	6
CW	Canopy Wrap	20' x 1'-2"	23.43	1	23.43
SP*	Standpipe	1'-1" x 7"	.63	1	.63
OAS*	Obsolete Acc. Sign	2' x 3'	6	1	6
Total					36.06

* Existing sign types which go unchanged

** Existing sign types which only receive a graphic replacement, no new hardware

Proposed Window Use

East Frontage (Broad Street) 47.69 sq. ft. | 9.54 Allowance | 0 Precedent

Sign Type	Description	Dimensions	Sq. Ft.	Q	Total Sq. Ft.
G.HO	Glass: Hours of Oper.	11" x 1'-2"	1.07	2	2.14
Total					2.14

North Frontage (Lenfest Plaza) 47.69 sq. ft. | 9.54 Allowance | 0 Precedent

G.P	Vinyl: Private	1'-3 1/2" x 2'-3"	2.91	1	2.91
Total					2.91

West Frontage (Burns Street) 47.69 sq. ft. | 9.54 Allowance | 0 Precedent

G.HO	Glass: Hours of Oper.	11" x 1'-2"	1.07	1	1.07
Total					1.07



Samuel M.V. Hamilton Building All Proposed Signs and Window Treatments

Proposed Signage

East Frontage (Broad Street) 137' | **274' sq ft. Allowance** | 502.47' Precedent

Sign Type	Description	Dimensions	Sq. Ft. x	Q	= Sq. Ft.
B.2W**	2Side Banner Wide	3'-1" x 11'-1" (doubled)	68.34	2	136.68
B.2T***	2Side Banner Thin	2'-6" x 11'-1" (doubled)	55.42	4	221.68
ENT	Entablature PAFA	10'-4" x 1'-2"	12.06	1	12.06
W.ID	Wall-Mtd ID	3'-6" x 2'-3"	31.50	1	31.50
W.W	Wall-Mtd Wayfinding	3'-6" x 2'-3"	31.50	2	63
FDC*	FDC Standpipe ID	3' x 2'	12.06	1	12.06
F.ID-4	Freestanding ID (2-sided)	6' x 1'	6	2	12
Total					488.98

South Frontage (Lenfest Plaza) 197' | **394' Allowance** | 274.95' Precedent

B.2W	2Side Banner Wide	3'-1" x 11'-1" (doubled)	68.34	1	68.34
B.1***	1Side Temp. Banner	4' x 11'-1"	44.3	4	177.33
AHC	Arts Hub Canopy	20' x 1'-2"	23.43	1	23.43
SP*	Wet Standpipe Sign	1'-1 1/2" x 1'-8"	1.88	1	1.88
FDC2*	FDC Standpipe 2	1'-2" x 8"	.78	1	.78
FDC3*	FDC Standpipe 3	1'-1" x 7"	.63	1	.63
REG*	Regulatory	1'-6" x 2'	3	1	3
W.ID-3	Wall-Mtd ID + Art Desc.	3'-6" x 3'-8 1/2"	12.98	1	12.98
W.ID	Wall-Mtd ID	3'-6" x 2'-3"	31.50	1	31.50
W.W	Wall-Mtd Wayfinding	3'-6" x 2'-3"	31.50	1	31.50
Total					351.37

West Frontage (Carlisle Plaza) 137' | **274' sq ft. Allowance** | .97' Precedent

SA*	Smoking Area	1'-2" x 10"	.97	1	.97
Total					.97

* Existing sign types which go unchanged

** Sign types which only receive a graphic replacement, use existing hardware

*** Sign types which are given standards for PAFA's to renew, no new hardware

Proposed Window Use

East Frontage (Broad Street) 2824.86 sq ft. | **564.972 Allowance** | 171.82 Precedent

Sign Type	Description	Dimensions	Sq. Ft.	Q	= Sq. Ft.
G.TL	Glass-Mtd Title Letters	1'-5" x 7'-1"	10.3	1	10.3
G.N	Glass: Narrow Displ.	1'-11" x 6'-6 1/2"	11.92	12	143
G.HO	Glass: Hours of Oper.	11" x 1'-2"	1.07	2	2.14
Total					155.44

South Frontage (Lenfest Plaza) 1708 sq ft. | **277.42 Allowance** | 300.69 Precedent

G.N	Glass: Narrow Displ.	1'-11" x 6'-6 1/2"	11.92	3	35.76
G.AHT	Glass: Arts Hub Ten.	2'-2 1/2" x 1'-1 1/2"	2.48	5	12.42
G.ACC	Glass: Acc. Info	2'-2 1/2" x 2'-2 1/2"	4.88	1	4.88
G.L	Glass: Logo	1'-3 1/4" x 4'-1 3/8"	5.23	1	5.23
Total					58.29

West Frontage (Carlisle Street) 204 sq ft. | **40.8 Allowance** | 0 Precedent

G.BR	Glass: Bike Rack	2' x 2'	4	5	20
Total					20

PAFA

Pennsylvania Academy
of the Fine Arts

End of Document