



## About this Report

This document is a report from the Philadelphia Department of Labor's **Office of Labor Standards** and the **Office of Worker Protections** from January 2025 through December 2025. This report is published twice a year.

*The information is a summary as actual numbers may vary.*

Access previous **Labor Policy and Compliance Reports** [here](#).

## Labor Policy and Compliance Unit Overview

**\$2,012,713**

Total Finances Recovered

**23**

Total Staff

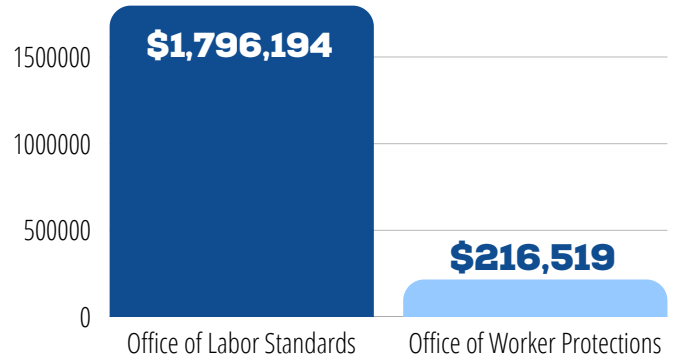
**189**

Total Violations

**13**

Total Laws Enforced

### Total Finances Recovered January to December 2025



**Fiscal Year 2025 Operating Budget** is available online [here](#).

## Office of Worker Protections

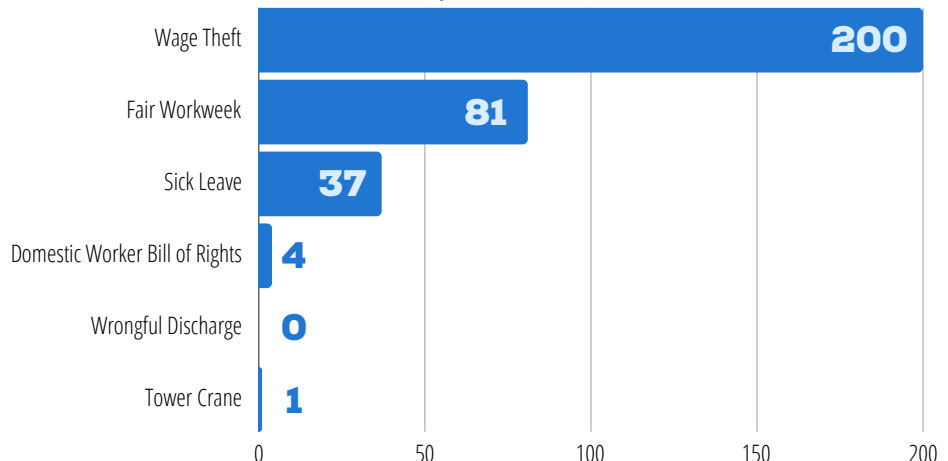
**323**

Total Complaints Filed  
between Jan. 1, 2025  
and Dec. 31, 2025

**972**

Total Inquiries  
between Jan. 1, 2025  
and Dec. 31, 2025

### Total Complaints Filed



**198**

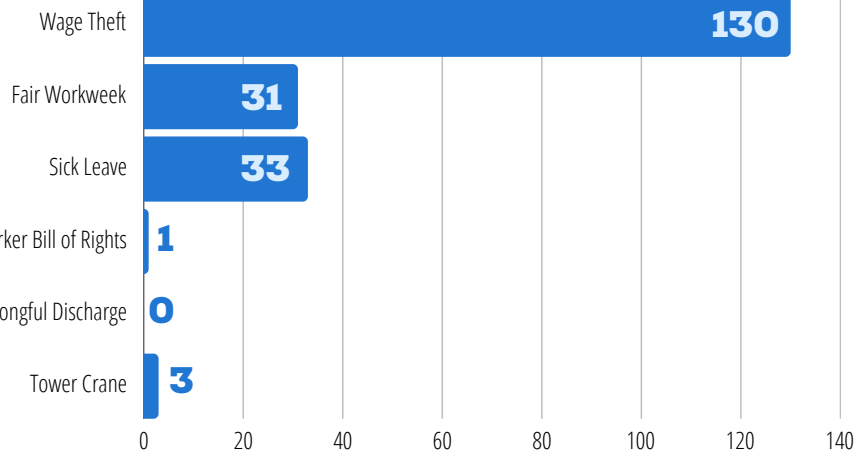
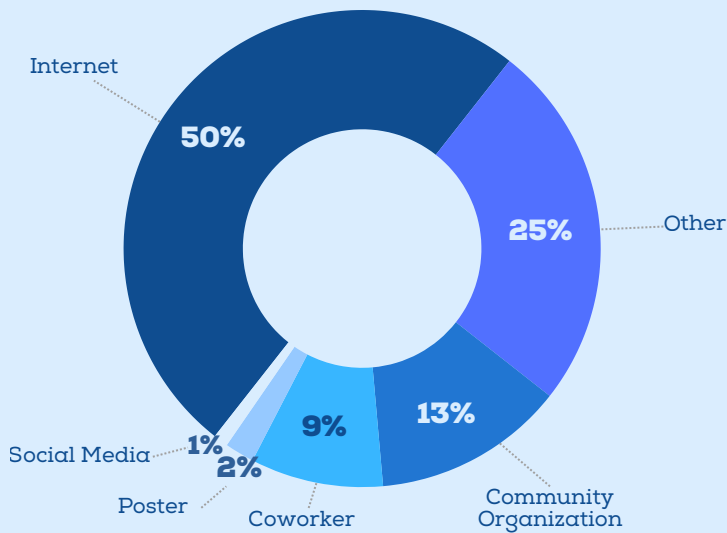
Total Cases Closed  
between Jan. 1, 2025  
and Dec. 31, 2025

**33**

Total Violations  
between Jan. 1, 2025  
and Dec. 31, 2025

**16**

Total Mediations  
between Jan. 1, 2025  
and Dec. 31, 2025

*Total Cases Closed**How Complainants Heard of Office of Worker Protections***30**

Total events  
between Jan. 1, 2025  
and Dec. 31, 2025

**25**

Total Languages  
resources are  
available in

**20**

Trusted Community  
Partners engaged to  
distribute resources

**Bad Actors****What is a  
Bad Actor?**

Bad actors are employers who are delinquent on resolving violations or are unresponsive. (Please note that this definition may be updated in light of the POWER Act.) **Employers will be removed from this list upon compliance.**

Employer	Number of Violations
Frank Fleming's General Contractors	2
Divine Mercy Homecare	2
Flexright Solutions	1
Pavescapers	1
Plenty Cafe	2
Jorge Alfaro Rodriguez	1
Flowers & Company LLC (Nadine Louw)	1
Mike's Auto (Mike Mayberry)	1