

Philadelphia Art Commission
One Parkway Building
1515 Arch St., 13th Floor
Philadelphia, PA 19102
artcommission@phila.gov



Philadelphia
Art Commission
CITY OF PHILADELPHIA

Art Commission Signage Review Cover Letter

Date: 1/16/26

Name of Business or Entity (to which the sign is accessory): SEV

Sign Location (Address): 1525 Chestnut Street (1st Fl) On Public Property? ☐ Yes ☒ No

Is this location in an Overlay Zoning District requiring Art Commission signage review?

☐ Yes (specify): CTR - Center City Overlay ☐ No ☒ Unsure

Total Number of Signs: 1 Type(s) of Signs (check all that apply below):

☒ Wall ☐ Projecting/Blade ☐ Marquee ☐ Awning or Canopy ☐ Building ID (above 2nd story)

☐ Window ☐ Other: _____

Sign Details (if more than four (4), include details in *Additional Description* box below):

#	Sign Type	Dimensions	Mounting Height	Material(s)	Illumination (check if so)
1	Wall Sign	4' x 2'-11" = 11.7 sf	15'	Aluminum	<input checked="" type="checkbox"/>
2					<input type="checkbox"/>
3					<input type="checkbox"/>
4					<input type="checkbox"/>

Additional Description (optional) (details, background/context, purpose/need, specific requests, etc.):

Primary Contact for Art Commission

Communications:

Name: Maureen McWilliams

Company: Allied Sign Systems, Inc.

Address: 2633 Haworth Street

Email: [REDACTED]

Phone: [REDACTED]

Contact to Receive Art Commission

Decision (if different):

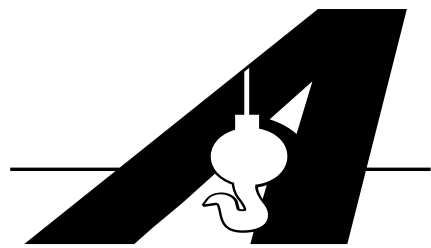

Name: _____

Company: _____

Address: _____

Email: _____

Phone: _____



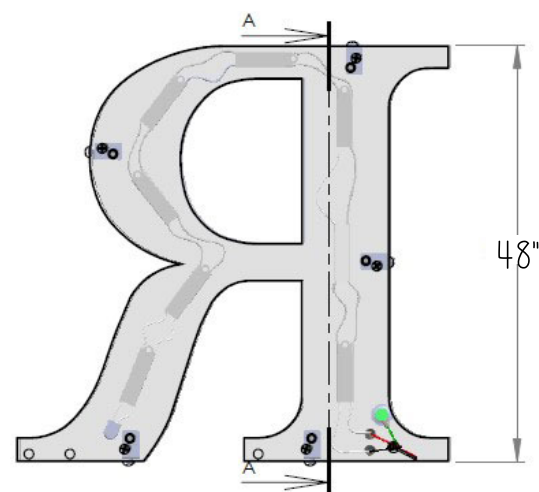

Allied Sign Systems
2633 Haworth Street
Philadelphia, PA 19137
215-743-9500

www.alliedsignsystems.com

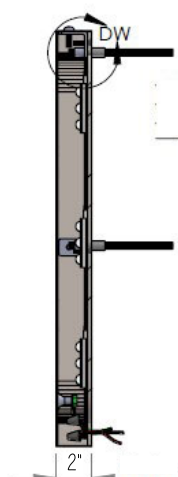
Client: **SEV**
1525 CHESTNUT STREET
PHILADELPHIA, PA 19102
(GROUND FLOOR)

REV.	DATE	DESCRIPTION

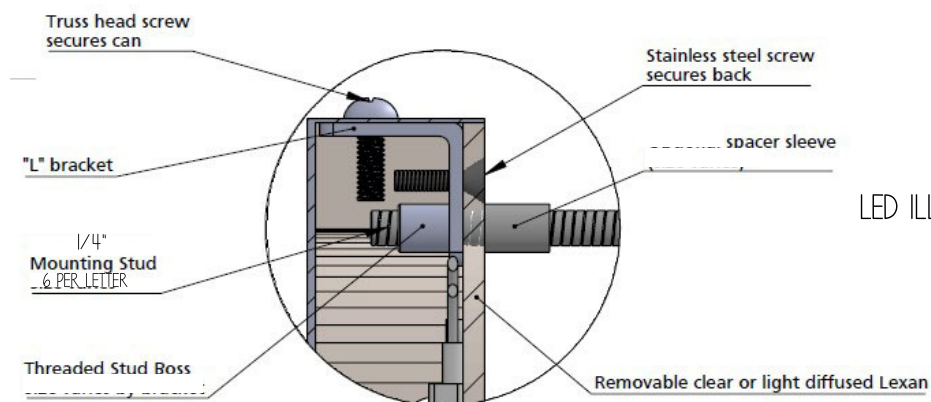
Scale		Sheet	
Drawn by:	Checked by:	Approved by:	Date:
B.M.C.			1-12-26
Sheet No.	Revision		



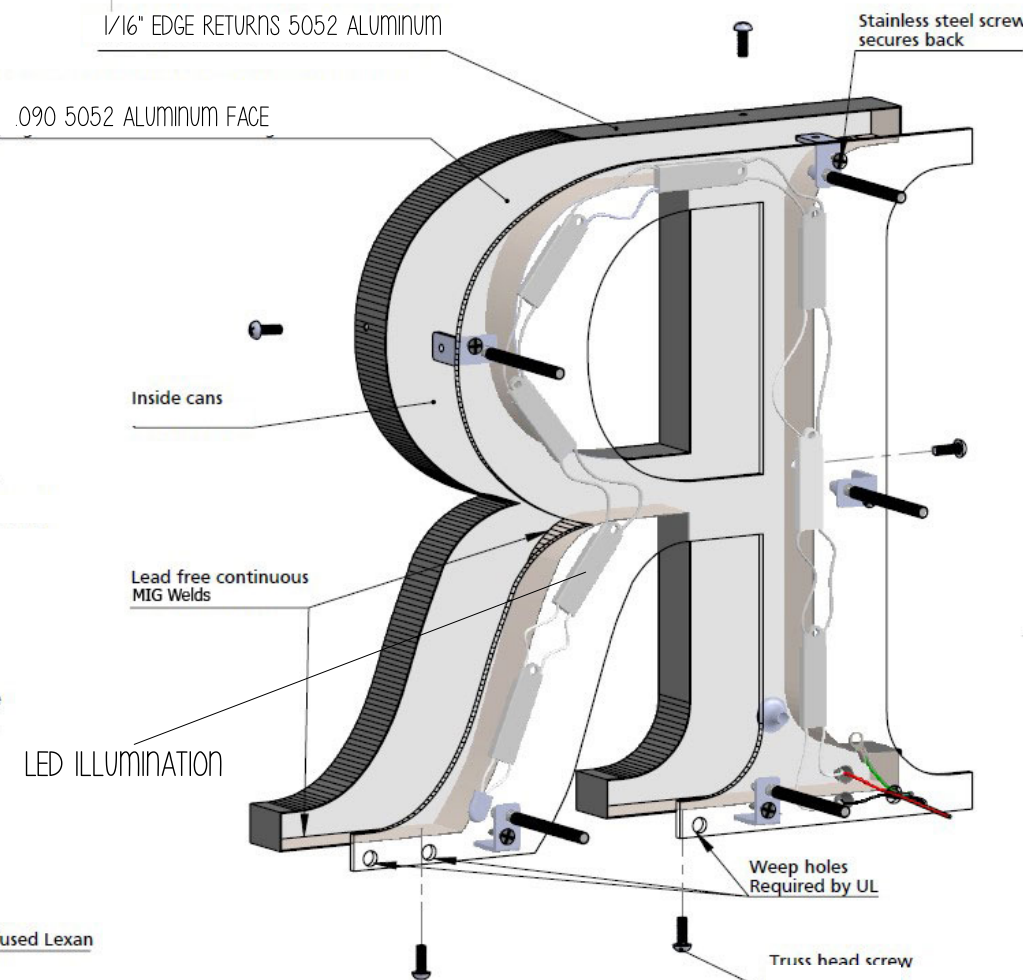
BACK VIEW



SECTION VIEW A-A II



DETAIL DW



ISOMETRIC BACK VIEW II

WIND LOADS:

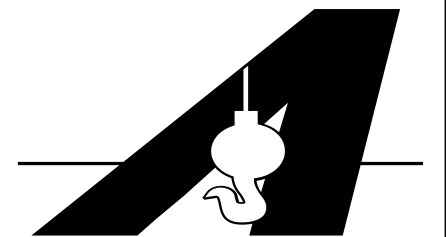
3-SECOND GUST 105 MPH (47 m/s)
RISK CATEGORY I

3-SECOND GUST 115 MPH (51 m/s)
RISK CATEGORY 2

3-SECOND GUST 130 MPH (58 m/s)
RISK CATEGORY 3

SNOW LOADS:
25 POUNDS PER SQUARE FOOT (1.2 kN/m²)

EXTERIOR COMPONENTS DESIGNED IN
ACCORDANCE WITH APPLICABLE
PROVISIONS OF THE ASCE 7-16



Allied Sign Systems
2633 Haworth Street
Philadelphia, PA 19137
215-743-9500

www.alliedsignsystems.com

Client:

SEV
1525 Chestnut Street
Philadelphia, PA 19102

[illegible]

Scale		Sheet	
Drawn by: B.M.C	Checked by:	Approved by:	Date: 12-24-25
Sheet No.			Revision