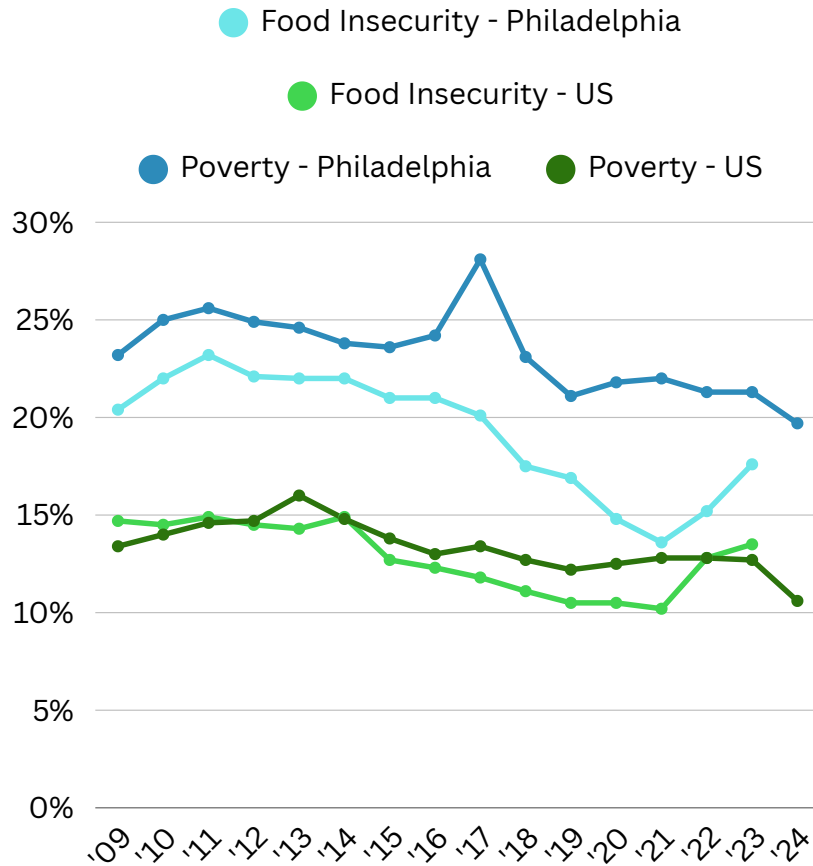


# Hunger Dashboard 2025

## Poverty and Food Insecurity



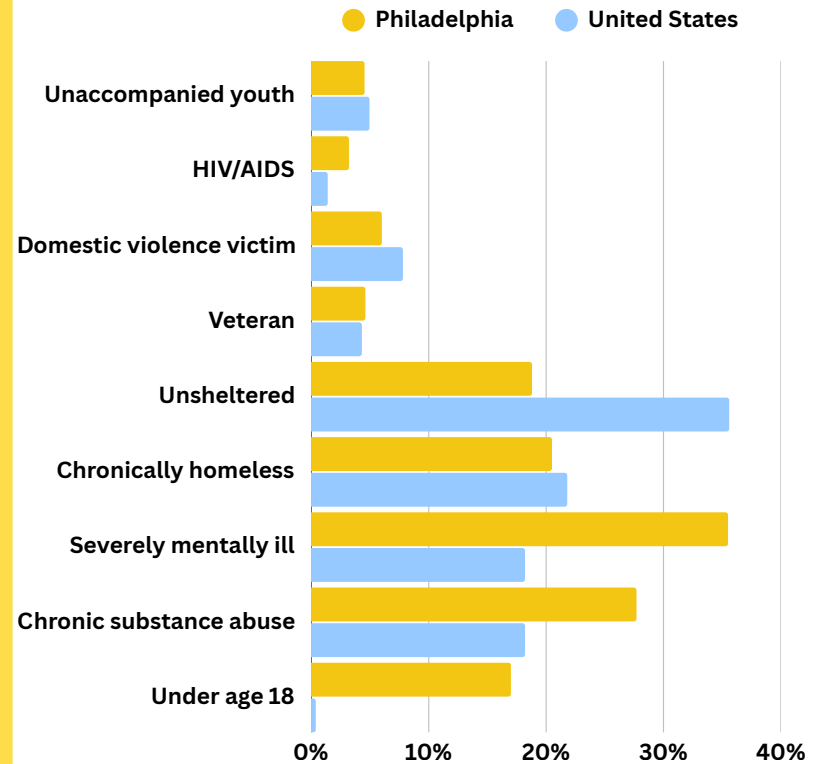
Food Insecurity Rates (2023). Source: Feeding America, 2024  
Poverty Rates (2024). Source: ACS 1-year Estimates, 2025

## Who is the OHS Food Services Unit?

The Food Services Unit in OHS works to ensure that all Philadelphians have access to healthy foods.

This work is critically important as nearly one-in-four Philadelphians are food-insecure and the city's poverty rate is higher than the national average.

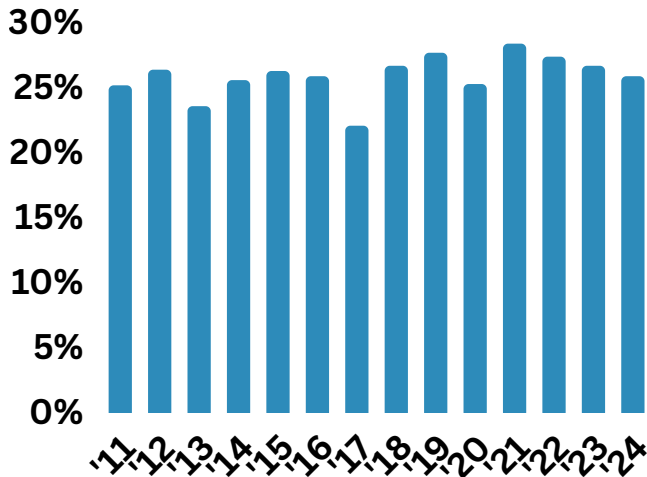
## Characteristics of people experiencing homelessness



Source: HUD Continuum of Care 2024 Report

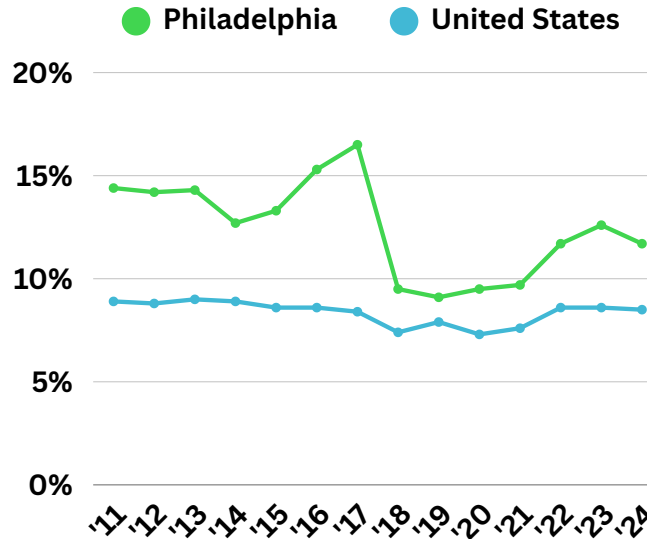
# Hunger Dashboard 2025

## SNAP Participation in Philadelphia



Source: ACS - 2024 1-year estimates

## Households in Poverty Not Receiving SNAP



Source: ACS - 2024 1-year estimates

## Weekly Meal Schedule

Day	Breakfast	Lunch	Dinner	Total
Monday	5	13	5	24
Tuesday	6	11	4	22
Wednesday	6	12	6	25
Thursday	7	13	4	24
Friday	4	11	4	20
Saturday	7	12	2	17
Sunday	3	8	6	17
<b>Total</b>	<b>38</b>	<b>80</b>	<b>31</b>	<b>153</b>

**41 Meal Providers**  
**810,640 Meals Served**

### 2024 Meal Guest Survey Findings:

- **Strong Community Ties:** Most guests have lived in Philadelphia for over 10 years.
- **Shared Meals, Stronger Bonds:** Guests prefer sit-down hot meals, showing that shared meals strengthen connection.