

Plumbing Permit Inspection Checklist for Water Distribution Construction

This document describes the requirements for the installation of the Water Distribution Pipe.

The pipes from the curb stop or curb line to the structure or through the meter pit to the first point of use if there is no structure.

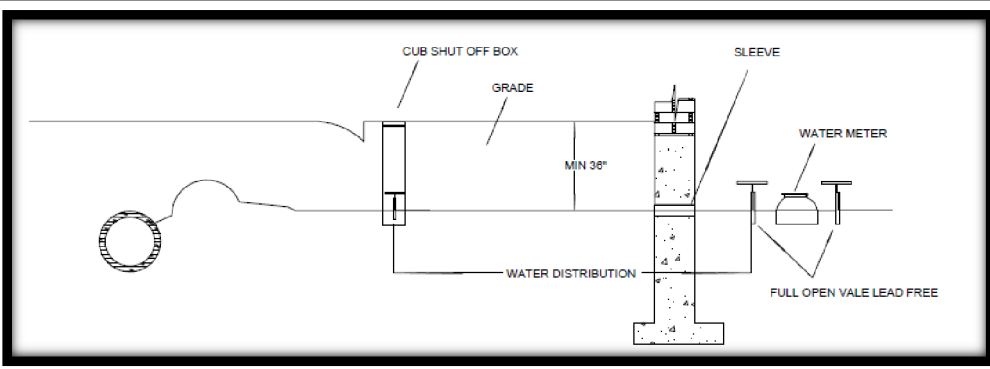
Required Permits

- Plumbing EZ Permit Required
- Streets Department Footway Permit Required

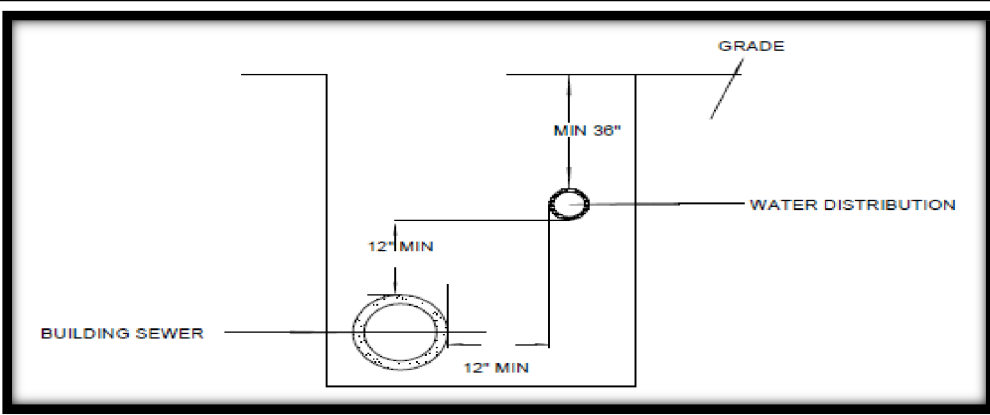
Construction Requirements

The inspector must confirm compliance with the following code provisions:

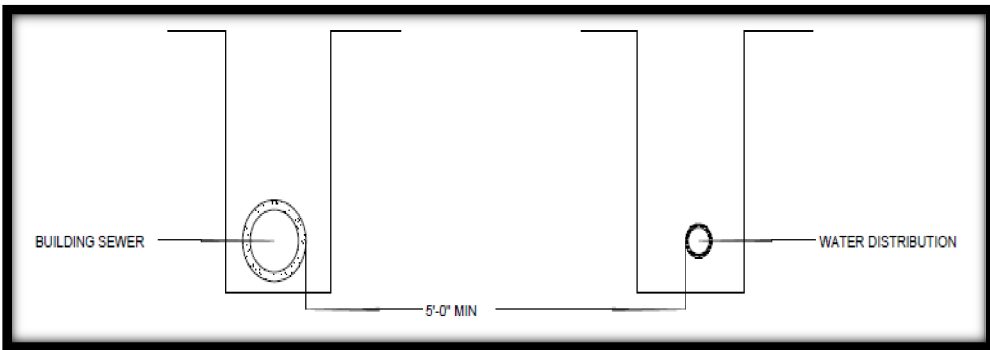
- **Inspection-** The water distribution pipe shall be inspected prior to backfilling.
- **Pipes passing through foundation wall-** Pipes passing through a foundation wall shall be protected by a sleeve 2 pipe sizes larger than the pipe being installed (*P-305.3*).
- **Protection from freezing-** The water distribution pipe shall be installed not less than 36" minimum below grade to the top of pipe (*P-305.4*).
- **Backfilling-** Backfill shall be free from discarded construction debris, rocks, and broken concrete (*P-306.3*).
- **Tunneling-** The length of tunneling shall be limited to only that required to clear the obstacles above. Tunneling is not permitted in the street (*P-306.4*).
- **Protection of footings-** Trenching installed parallel to footings and walls shall not extend into the bearing plane of a footing or wall (*P-307.5*).
- **Flood Hazard-** The water distribution pipe located in flood hazard areas shall be installed as required by section 1612 of the International Building Code (*P-309.2*).
- **Sealing of penetration-** The annular space between the outside of the water distribution pipe and the inside sleeve or between the outside of water distribution pipe and the building wall shall be sealed in an approved manner (*P-315.1*).
- **Size of water distribution pipe-** The water distribution pipe shall not be less than $\frac{3}{4}$ " in diameter (*P-603*).
- **Separation of water distribution piping from the building sewer and building drain-** When the building sewer and building drain are non-metallic material a 5' horizontal separation from the water distribution pipe shall be required. When the building sewer and building drain are metallic pipe the water distribution pipe shall be separated 12" vertically and 12" horizontally from the edge of pipe (*P-603.2*).
- **Water pressure-reducing valve-** Where water pressure within a building exceeds 80 psi static, an approved water pressure-reducing valve with strainer shall be installed (*P-604.8*).
- **Water distribution pipe-** The material for the water distribution pipe shall conform to one of the standards listed in table (*P-605.3*).
- **Location of full-open valve-** Full open valves shall be installed on the water distribution pipe at the curb, before and after the water meter (*P-606.1*).



1. REQUIRED COMPONENTS



2. SEPARTION OF METALLIC BUILDING SEWER



3. SEPARTION OF NON-METALLIC BUILDING SEWER