



About this Report

This document is a report from the Philadelphia Department of Labor's **Office of Labor Standards** and the **Office of Worker Protections** from January 2024 through December 2024. This report is published twice a year.

The information is a summary as actual numbers may vary.

Access previous **Labor Policy and Compliance Reports** [here](#).

Labor Policy and Compliance Unit Overview

\$5,055,955

Total Finances Recovered

22

Total Staff

62

Total Violations

11

Total Laws Enforced

Total Finances Recovered
Jan to December 2024

\$4,777,386



Fiscal Year 2024 Operating Budget is available online [here](#).

Office of Worker Protections

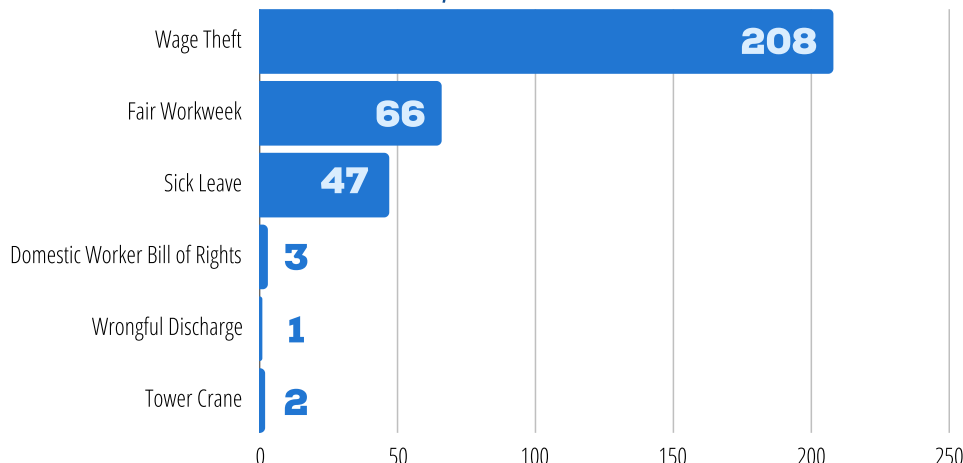
327

Total Complaints Filed
between Jan. 1, 2024
and Dec. 31, 2024

1,456

Total Inquiries
between Jan. 1, 2024
and Dec. 31, 2024

Total Complaints Filed



217

Total Cases Closed
between Jan. 1, 2024
and Dec. 31, 2024

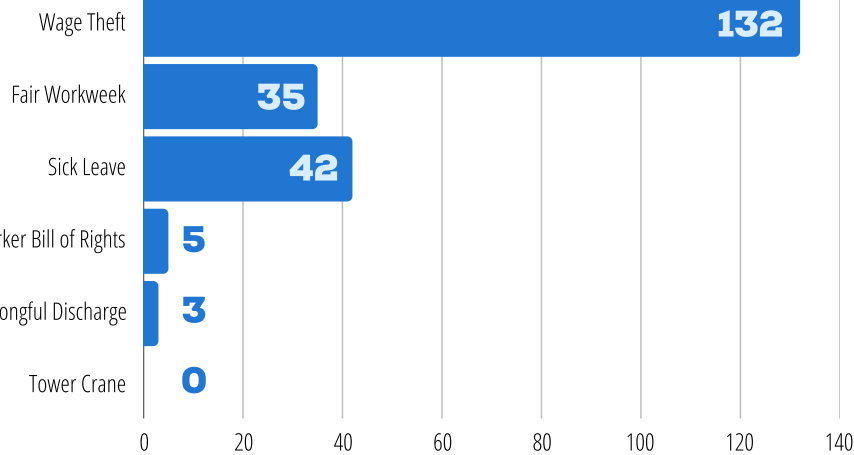
10

Total Violations
between Jan. 1, 2024
and Dec. 31, 2024

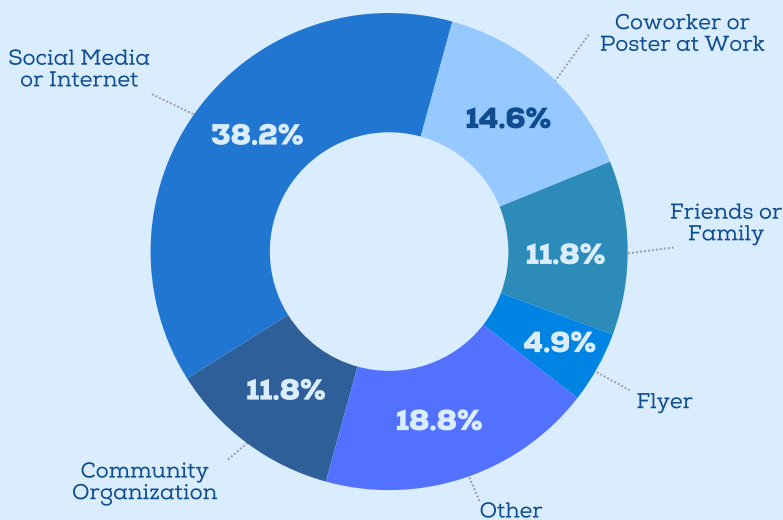
22

Total Mediations
between Jan. 1, 2024
and Dec. 31, 2024

Total Cases Closed



How Complainants Heard of Office of Worker Protections



48

Total events
between Jan. 1, 2024
and Dec. 31, 2024

25

Total Languages
resources are
available in

30

Trusted Community
Partners engaged to
distribute resources

Bad Actors

What is a Bad Actor?

Bad actors are employers who are delinquent on resolving violations or are unresponsive.

Employers will be removed from this list upon compliance.

Employer	Number of Violations
Frank Fleming's General Contractors	2
Divine Mercy Homecare	2
Flexright Solutions	1
Pavescapers	1
Plenty Cafe	2
Jorge Alfaro Rodriguez	1