



As of April
1, 2025

Lawncrest Library

REC CENTERS PARKS LIBRARIES

Rebuild PHILADELPHIA

PROGRESS REPORT

Fueled by the Philadelphia Beverage Tax, Rebuild is investing hundreds of millions of dollars into neighborhood parks, recreation centers, and libraries.

Tackling decades of deferred maintenance and underinvestment, Rebuild is transforming public spaces to create stronger, more vibrant neighborhoods and communities.

#REBUILDPHL

REBUILD.PHILA.GOV



BY THE NUMBERS

ENGAGEMENT, DESIGN, & CONSTRUCTION

- Rebuild in action:
 - **37** sites have received improvements
 - **10** sites under or preparing for construction
 - **\$460** million in committed or expended funds**

WORKFORCE DEVELOPMENT

- **154** Philadelphians graduated from Rebuild Workforce Development training program pursuing a career in construction
- Cohort demographics: **30% women; 96% people of color**
- Over 75% of graduates accepted into union apprenticeships or full-time work
- Rebuild graduates in **8 union trades**.

DIVERSE BUSINESS SUPPORTS

- **74** businesses have enrolled in Rebuild's Emerging Vendors Program
- **42** obtained their MBE/WBE certification with **40** joining the City's Office of Economic Opportunity Registry
- **55%** of committed contract dollars awarded to diverse businesses ***
 - 32.3% awarded to MBEs
 - 22.7% awarded to WBEs
- **36%** of total hours worked to date by women and people of color

37
SITES
RECEIVED IMPROVEMENTS

154
GRADUATES
OF WORKFORCE
DEVELOPMENT TRAINING
PURSUING CONSTRUCTION
CAREERS

55
PERCENT
OF COMMITTED CONTRACT
DOLLARS AWARDED TO
DIVERSE BUSINESSES

**Includes all Rebuild costs, including costs for operating and diversity efforts.

***On Rebuild initiated professional services and construction contracts.

CONSTRUCTION PROGRESS

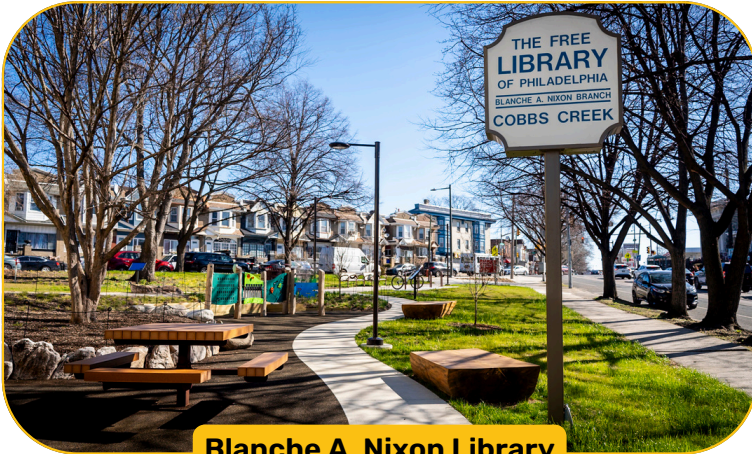
10 Rebuild sites in neighborhoods throughout the city are currently under or preparing for construction. The photos below show a selection of these transformative projects.



Johnny Sample Recreation Center



Barrett Recreation Center



Blanche A. Nixon Library



Francis J. Myers Recreation Center



Kingessing Library



Kingessing Recreation Center

ENGAGEMENT & DESIGN

Rebuild prioritizes community input at every stage of the design process, ensuring **feedback from site users and community members of all ages shapes the final design of each project.**

Rebuild and Project Users (non-profit partners) engage communities through surveys, individual stakeholder interviews, and events ranging in scale from small focus groups to large public community meetings, school visits, interactive workshops, and pop-up outreach at community events. During construction, stakeholders are kept up to date on progress via call, text, and email.

In 2025 Rebuild Community Engagement is supporting the coordination of Ribbon Cuttings, and construction updates, while holding stakeholder conversations, pop-up outreach, public meetings, and open house events to collect design feedback and showcase final designs at:

Vogt Recreation Center

Cherashore Playground

Happy Hollow Playground

West Mill Creek Playground

McPherson Square Park and Library

John C Anderson Cultural Center

WORKFORCE DEVELOPMENT

TRAINING PROGRAMS

Rebuild's pre-apprenticeship programs require no prior experience in the construction industry and offer paid **(\$15/hour)**, hands-on training and experience needed to pursue a union apprenticeship. With over 65% apprenticeship placement for graduates to date, Rebuild is demonstrating the potency of a skilled trades-focused workforce development model.

New Trade Academies!

In March, Rebuild began their Winter 2025 skilled trade academies in partnership with the Preservation Trades Center at Eastern State Penitentiary. For the first time, Rebuild offers academies in three distinct trades at one training site—masonry, carpentry, and cement mason & plastering—expanding its workforce development program to meet growing interest from the community and trade union partners.

75%

APPRENTICESHIP
PLACEMENT FOR
PROGRAM
GRADUATES

16

SKILLED TRADE
COHORTS
COMPLETED

8

UNIONS WITH
REBUILD TRAINING
PROGRAM
GRADUATES

154

PHILADELPHIA
RESIDENTS
GRADUATED



BUSINESS SUPPORTS PROGRAMMING

Emerging Vendors Program (EVP)

EVP has assisted 74 minority and women owned businesses with obtaining their Minority Business Enterprise (MBE) or Women Business Enterprise (WBE) certification.

Technical Assistance

Provided 100 businesses with the knowledge, skills, & resources needed to bid on municipal construction projects. The program also provided mentoring, including blueprint reading, assistance with bonding and insurance, back office support, and more.

174

Enrolled in
Rebuild Business
Support
Programs

42

Businesses obtained MBE or WBE
Certification

40

Joined City of Philadelphia
Office of Economic Opportunity
Registry

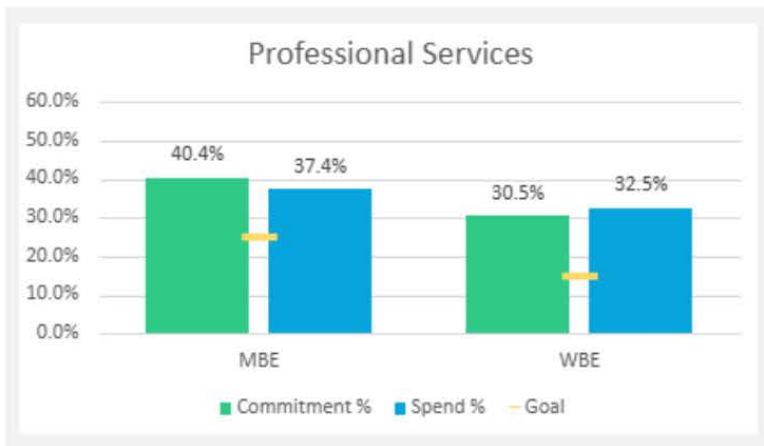
OUR PARTNERS



PARTICIPATION

Contract Participation

Rebuild prioritizes diversity in all contracting from design services to the construction site. **The bars on the graphs below represent committed and spent dollars on contracts initiated by Rebuild (as opposed to inherited contracts).** Rebuild expects spending to align with contract commitments.



WORKFORCE PARTICIPATION

Thirty-six percent of journey-person-level work hours have been completed by people of color. Rebuild continues to focus its outreach efforts and diversity policies to meet its workforce participation goals.

FINANCE

FUNDING SOURCES

The table below shows anticipated funding for Rebuild, including the November 2018 and July 2024 bond issuances made possible by the Philadelphia Beverage Tax. Bond funds and funding from the City's capital budget support design and construction at Rebuild sites. Grant funding, including the William Penn Foundation's historic commitment of up to \$100 million, supports design and construction as well as costs that are not capital eligible, including Rebuild's diversity and inclusion programs, community engagement, and operations.

REBUILD FUNDING SOURCES AS OF 4/01/25 (\$M)

	CURRENT FUNDING	BUDGETED ADDITIONAL FUNDING	TOTAL
REBUILD BONDS (ISSUED BY PAID)	\$190	\$129	\$319**
CITY GO CAPITAL FUNDS	\$97	\$8	\$105
WILLIAM PENN FOUNDATION GRANT	\$49	\$51	\$100
OTHER EXECUTED* GRANTS	\$62	\$0	\$62
TOTAL	\$398	\$188	\$586

*Executed grants are those that have advanced past the award stage and have disbursed funds to WPF's Donor Advised Fund, PAID or other repository. Many funders will award a specific grant amount, but will disburse those committed or awarded funds over the course of several months or years. The executed amount shown here reflects actual and projected disbursements.

**Total anticipated Rebuild Bond funding exceeds \$300M provided by City ordinance as a result of interest and bond premiums not included in borrowing

COMMITTED FUNDS

To date, total Rebuild expenditures are \$244.9M; this represents an increase of \$21.6M from the December '24 Report. The table below shows the total funds that are committed via a grant or contract for project improvements and program administration.

TOTAL COMMITTED AS OF 4/01/25 (\$M)

DELIVERY METHOD	REBUILD BONDS	CAPITAL	GRANTS	TOTAL
PROJECT USER	\$152.6	\$44.2	\$45.5	\$242.3
CITY CAPITAL PROJECT	\$34.3	\$22.2	\$12.3	\$68.8
PRA PROJECTS	\$82.3	\$26.7	\$14.1	\$123.1
DIVERSITY AND INCLUSION	\$2.8	\$0.6	\$6.2	\$9.6
REBUILD ADMINISTRATION	\$0.0	\$0.0	\$16.6	\$16.6
TOTAL	\$272.0	\$93.7	\$94.7	\$460.4

FUNDRAISING

Philanthropy plays a key role in Rebuild's ability to deliver high quality parks, recreation centers, and libraries. The charts below provide a synopsis of Rebuild's fundraising efforts thus far. Please note these numbers do not include any dollars matched by the William Penn Foundation.

TOTAL DOLLARS RAISED: \$61,228,331

RECENT GRANT AWARDS:

AMOUNT	FUNDER	PROJECT(S)
\$3,700,000	Department of Community and Economic Development	Cecil B. Moore Library, Happy Hollow, McPherson Square Library, Murphy Recreation Center, Edgely, Parkside Game Fields, and West Mill Creek
\$7,750,000	Pennsylvania Office of the Budget Redevelopment Assistance Capital Program	Cohocksink Recreation Center, Happy Hollow, Lawncrest Recreation Center, McPherson Square Library, McVeigh Recreation Center, Piccoli Playground, Russo, Panati Playground

PENDING GRANT APPLICATIONS:

AMOUNT	FUNDER	PROJECT
\$1,000,000	Department of Conservation and Natural Resources	Parkside Game Field at Chamounix

EVALUATION METRICS:

YEAR ONE THEMES

In partnership with the William Penn Foundation, the City is conducting an evaluation program to assess and track key department indicators to provide valuable insights and recommendations to guide current and future capital improvements.

The graphs below highlight key themes from the program's first-year report, which reflect progress towards making Philadelphia is the safest, cleanest and greenest city in the nation.

For additional information on the Evaluation Program, please contact : Rebuild@phila.gov

SAFER

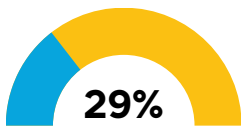


298 LED LIGHTS INSTALLED OR REPLACED

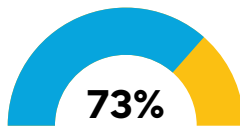
63 CAMERAS REPLACED OR INSTALLED*

Source: Project Improvement Assessment (PIA)

CLEANER



Pre-Improvement



Post-Improvement

73% OF RESPONDENTS
VIEW REBUILD PARK SITES
AS CLEAN

GREENER



68 NEW TREES PLANTED

Across 10 sites analyzed in the Project
Improvements Assessment (PIA)

Source: Park Satisfaction – General Site Users Intercept Survey

"It's peaceful and I feel like I can relax. I don't have to worry about my daughter getting involved in something. I don't have to worry about [my] children."

- Capitolo Playground, Focus Group Participant

PROJECT UPDATES

REBUILD PROJECTS

The status of Rebuild's improvements at each site.

Council District	Site	Project Status
1	Capitolo Playground	Received Improvements
1	Cohocksink Recreation Center	Under or Preparing for Construction
1	Heitzman Recreation Center	Received Improvements
1	Murphy Recreation Center	Received Improvements
1	Powers Park	Received Improvements
1	Richmond Library	Under or Preparing for Construction
1	Trenton & Auburn Playground	Administrative & Pre-Design

Council District	Site	Project Status
2	Chew Playground	Received Improvements
2	Francis J. Myers Recreation Center	Received Improvements
2	James Finnegan Playground	Administrative & Pre-Design
2	Marian Anderson Recreation Center	Administrative & Pre-Design
2	Paschalville Library	Under or Preparing for Construction
2	Vare Recreation Center	Received Improvements

Council District	Site	Project Status
3	Blanche A. Nixon Library	Received Improvements
3	Cobbs Creek Community Environmental Center	Received Improvements
3	Johnny Sample (Cobbs Creek) Park & Recreation Center	Under or Preparing for Construction
3	Kingsessing Library	Received Improvements
3	Malcolm X Memorial Park	Engagement & Design
3	Kingsessing Recreation Center	Under or Preparing for Construction
3	Miles Mack Playground	Received Improvements
3	West Mill Creek Playground	Engagement & Design

PROJECT UPDATES

Council District	Site	Project Status
4	Al Pearlman Sports Complex	Received Improvements
4	Carousel House	Engagement & Design
4	Carroll Park	Received Improvements
4	Haverford Library	Administrative & Pre-Design
4	John C. Anderson Cultural Center	Engagement & Design
4	Mander Playground	Administrative & Pre-Design
4	Parkside Fields Game	Engagement & Design
4	Parkside Fields Practice	Received Improvements
4	Shepard Recreation Center	Under or Preparing for Construction
4	Wynnefield Library	Received Improvements

Council District	Site	Project Status
5	8th & Diamond Playground	Received Improvements
5	Athletic Recreation Center	Administrative & Pre-Design
5	Cecil B Moore Library	Administrative & Pre-Design
5	Cecil B. Moore Recreation Center	Under or Preparing for Construction
5	East Poplar Playground	Received Improvements
5	Fishtown Library	Received Improvements
5	Fishtown Recreation Center	Received Improvements
5	Fotterall Square	Received Improvements
5	Hancock Playground	Received Improvements
5	Martin Luther King Jr. Recreation Center	Received Improvements

Council District	Site	Project Status
6	Disston Recreation Center	Received Improvements
6	Pleasant Hill Park	Administrative & Pre-Design
6	Frank Glavin Playground	Received Improvements
6	Moss Playground	Received Improvements
6	Russo Park Playground	Engagement & Design
6	Vogt Recreation Center	Engagement & Design
6	Harrowgate Park	Administrative & Pre-Design

PROJECT UPDATES

Council District	Site	Project Status
7	McPherson Square Library	Engagement & Design
7	McPherson Square Park	Engagement & Design
7	McVeigh Recreation Center	Under or Preparing for Construction
7	Nelson Playground	Received Improvements
7	Piccoli Playground	Under or Preparing for Construction
7	Rivera Recreation Center	Received Improvements
7	Waterloo Playground	Received Improvements

Council District	Site	Project Status
8	Barrett Playground	Under or Preparing for Construction
8	Belfield Recreation Center	Received Improvements
8	Happy Hollow Recreation Center	Engagement & Design
8	Jerome Brown Playground	Administrative & Pre-Design
8	Nicetown-Tioga Library	Engagement & Design
8	Panati Playground	Under or Preparing for Construction
8	Vernon Park	Received Improvements

Council District	Site	Project Status
9	Cherashore Playground	Engagement & Design
9	Lawncrest Library	Received Improvements
9	Lawncrest Recreation Center	Under or Preparing for Construction
9	Olney Recreation Center	Under or Preparing for Construction
9	West Oak Lane Library	Received Improvements
9	Ziehler Playground	Received Improvements

Council District	Site	Project Status
10	Fox Chase Recreation Center	Received Improvements
10	Gifford Playground	Received Improvements
10	Hayes Playground	Received Improvements
10	Pelbano Recreation Center	Received Improvements

APPENDICES

A - CONTRACT PARTICIPATION DETAIL

B - WORKFORCE PARTICIPATION DETAIL

REBUILD CONTRACT PARTICIPATION

As of 4/1/2025 (REBUILD INITIATED PROJECTS, CONTRACTS, AND WORK ORDERS)

Professional Services					MBE Rebuild Goals 25-30%				WBE Rebuild Goals 15-20%			
Project	% Billed	Total Professional Services	Total For Profit Committed	Total Spend For Profit Spend	MBE Commitment \$	MBE Commitment %	MBE Spend \$	MBE Spend %	WBE Commitment \$	WBE Commitment %	WBE Spend \$	WBE Spend %
8th & Diamond - Design Services	100%	\$2,200.00	\$2,200.00	\$2,200.00	\$0.00	0.00%	\$0.00	0.00%	\$0.00	0.00%	\$0.00	0.00%
8th & Diamond Playground - Asbestos Abatement	99%	\$12,465.48	\$12,465.48	\$12,319.04	\$0.00	0.00%	\$0.00	0.00%	\$0.00	0.00%	\$0.00	0.00%
8th & Diamond Playground - Air Monitoring	84%	\$4,666.50	\$4,666.50	\$3,916.02	\$0.00	0.00%	\$0.00	0.00%	\$0.00	0.00%	\$0.00	0.00%
John C. Anderson Cultural Center - Stair Assessment	98%	\$1,200.00	\$1,200.00	\$1,170.00	\$0.00	0.00%	\$0.00	0.00%	\$1,200.00	100.00%	\$1,170.00	100.00%
John C. Anderson Cultural Center - Site and Building Assessment and Design	100%	\$59,452.50	\$59,452.50	\$59,452.50	\$24,695.00	41.54%	\$24,695.00	41.54%	\$13,345.00	22.45%	\$13,345.00	22.45%
John C. Anderson Cultural Center - Design Services	0%	\$258,364.00	\$258,364.00	\$0.00	\$108,389.00	41.95%	\$0.00	0.00%	\$35,255.00	13.65%	\$0.00	0.00%
Barrett Playground - Site and Recreation Center Improvements	45%	\$2,330,524.27	\$961,138.34	\$722,196.30	\$318,342.41	33.12%	\$258,381.85	35.78%	\$373,923.62	38.90%	\$286,135.62	39.62%
Barrett Playground - EOP Monitoring	0%	\$151,031.00	\$151,031.00	\$0.00	\$151,031.00	100.00%	\$0.00	0.00%	\$0.00	0.00%	\$0.00	0.00%
Barrett Playground - EOP monitoring	100%	\$1,497.75	\$1,497.75	\$1,497.75	\$0.00	0.00%	\$0.00	0.00%	\$1,497.75	100.00%	\$1,497.75	100.00%
Belfield Recreation Center - Site & Building Assessment	100%	\$90,245.00	\$90,245.00	\$90,245.00	\$46,950.00	52.03%	\$46,950.00	52.03%	\$39,695.00	43.99%	\$39,695.00	43.99%
Belfield Recreation Center - Interior Wall Assessment	57%	\$10,000.00	\$10,000.00	\$5,662.83	\$10,000.00	100.00%	\$5,662.83	100.00%	\$0.00	0.00%	\$0.00	0.00%
Malcolm X Memorial Park - Design Services	0%	\$167,540.00	\$155,510.00	\$0.00	\$46,160.00	29.68%	\$0.00	0.00%	\$82,715.00	53.19%	\$0.00	0.00%
Capitolo Playground - Sprayground Replacement - Construction	100%	\$2,967.85	\$0.00	\$0.00	\$0.00	0.00%	\$0.00	0.00%	\$0.00	0.00%	\$0.00	0.00%
Capitolo Playground - Fields - Design	98%	\$142,748.00	\$142,748.00	\$140,330.89	\$115,880.70	81.18%	\$115,610.63	82.38%	\$0.00	0.00%	\$0.00	0.00%
Capitolo Playground - Building Renovation - Design	100%	\$21,244.00	\$21,244.00	\$21,244.00	\$8,131.50	38.28%	\$8,131.50	38.28%	\$762.50	3.59%	\$762.50	3.59%
Capitolo Playground - Community Engagement	100%	\$13,898.51	\$13,898.51	\$13,898.51	\$12,978.51	93.38%	\$12,978.51	93.38%	\$0.00	0.00%	\$0.00	0.00%
Capitolo Playground - EOP Monitoring	100%	\$29,282.00	\$29,282.00	\$29,282.00	\$29,282.00	100.00%	\$29,282.00	100.00%	\$0.00	0.00%	\$0.00	0.00%
Carousel House - Site and Building Improvement	90%	\$865,695.00	\$865,695.00	\$775,499.19	\$195,000.00	22.53%	\$172,300.00	22.22%	\$95,662.00	11.05%	\$92,512.00	11.93%
Carousel House - Land Survey	90%	\$53,603.00	\$53,353.00	\$48,453.00	\$36,853.00	69.07%	\$36,453.00	75.23%	\$0.00	0.00%	\$0.00	0.00%
Carousel House - CE	30%	\$146,790.00	\$146,790.00	\$44,608.67	\$115,790.00	78.88%	\$38,758.35	86.89%	\$0.00	0.00%	\$0.00	0.00%
Carousel House - Phase I Environmental	0%	\$7,627.00	\$7,627.00	\$0.00	\$0.00	0.00%	\$0.00	0.00%	\$0.00	0.00%	\$0.00	0.00%
Carousel House - ASD Assessment	0%	\$4,297.00	\$4,297.00	\$0.00	\$0.00	0.00%	\$0.00	0.00%	\$0.00	0.00%	\$0.00	0.00%
Cherashore Playground - Site and Recreation Center Improvements	26%	\$865,120.00	\$412,120.00	\$112,888.26	\$139,155.00	33.77%	\$56,202.72	49.87%	\$189,870.00	43.89%	\$51,185.54	45.42%
Cherashore Playground - Site and Building Assessment	99%	\$46,140.00	\$46,140.00	\$45,850.00	\$42,950.00	93.09%	\$42,950.00	93.68%	\$3,190.00	6.91%	\$2,900.00	6.32%
Chew Playground - Fields Renovation - Design	76%	\$12,200.00	\$12,200.00	\$9,325.57	\$0.00	0.00%	\$0.00	0.00%	\$12,200.00	100.00%	\$9,325.57	100.00%
Chew Playground - Fields Renovation - Construction	100%	\$70,490.00	\$70,490.00	\$70,490.00	\$0.00	0.00%	\$0.00	0.00%	\$70,490.00	100.00%	\$70,490.00	100.00%
Chew Playground - Field Renovation Design	94%	\$249,850.48	\$249,850.48	\$233,763.43	\$0.00	0.00%	\$0.00	0.00%	\$249,850.48	100.00%	\$233,763.43	100.00%
Chew Playground - EOP Monitor	98%	\$37,000.00	\$36,260.00	\$37,000.00	\$37,000.00	100.00%	\$36,260.00	100.00%	\$0.00	0.00%	\$0.00	0.00%
Cohocksink Recreation Center - Site and Recreation Center Improvements	61%	\$714,500.00	\$444,845.00	\$396,390.28	\$83,255.10	18.72%	\$60,155.70	16.88%	\$214,663.58	48.26%	\$176,524.59	49.53%
Cohocksink Recreation Center - EOP Monitoring	10%	\$80,960.00	\$80,960.00	\$8,250.00	\$80,960.00	100.00%	\$8,250.00	100.00%	\$0.00	0.00%	\$0.00	0.00%
Hayes Playground - Playground and Sprayground Renovation - EOP Monitor	100%	\$58,709.00	\$58,709.00	\$58,709.00	\$4,219.25	7.19%	\$4,219.25	7.19%	\$54,489.75	92.81%	\$54,489.75	92.81%
Disston Recreation Center - Recreation Center Upgrades - Design	75%	\$426,646.00	\$426,546.00	\$319,619.53	\$74,516.50	17.47%	\$55,591.53	17.39%	\$325,884.50	76.40%	\$237,883.00	74.43%
Disston Recreation Center - Recreation Center Upgrades - Construction	100%	\$141,590.80	\$141,590.80	\$141,590.80	\$0.00	0.00%	\$0.00	0.00%	\$141,590.80	100.00%	\$141,590.80	100.00%
Disston Recreation Center - LS Caldwell	99%	\$46,426.76	\$46,426.76	\$46,064.71	\$11,508.50	24.79%	\$11,508.50	24.98%	\$34,918.26	75.21%	\$34,556.21	75.02%
Disston Recreation Center - Playground & Site Renovation - EOP Monitor	100%	\$27,941.34	\$0.00	\$0.00	\$0.00	0.00%	\$0.00	0.00%	\$0.00	0.00%	\$0.00	0.00%
East Poplar Playground - Playground Renovation - Construction	100%	\$90,776.77	\$0.00	\$0.00	\$0.00	0.00%	\$0.00	0.00%	\$0.00	0.00%	\$0.00	0.00%
East Poplar Playground - Playground-PPR, Ground Recon	100%	\$31,570.00	\$31,570.00	\$31,570.00	\$9,400.00	29.78%	\$9,400.00	29.78%	\$22,170.00	70.22%	\$22,170.00	70.22%
East Poplar Playground - Playground Renovation - EOP Monitor	100%	\$52,470.00	\$52,470.00	\$52,470.00	\$52,470.00	100.00%	\$52,470.00	100.00%	\$0.00	0.00%	\$0.00	0.00%
James Finnegan Playground - Site and Building Improvements	0%	\$2,074,623.21	\$696,690.00	\$0.00	\$388,450.00	55.76%	\$0.00	0.00%	\$243,440.00	34.94%	\$0.00	0.00%
Fishtown Recreation Center - Pool- Special Inspections	100%	\$53,645.40	\$53,645.40	\$53,645.40	\$38,095.40	71.01%	\$38,095.40	71.01%	\$15,550.00	28.99%	\$15,550.00	28.99%
Fishtown Recreation Center - Hockey Drainage- Design	78%	\$47,543.80	\$37,280.05	\$43,743.80	\$43,743.80	92.01%	\$34,980.05	93.83%	\$0.00	0.00%	\$0.00	0.00%
Fishtown Recreation Center - Pool + Hockey - EOP Monitor	100%	\$83,250.00	\$83,250.00	\$83,250.00	\$70,250.00	84.38%	\$70,250.00	84.38%	\$13,000.00	15.62%	\$13,000.00	15.62%
Fishtown Recreation Center - EOP Monitoring	38%	\$23,597.71	\$23,597.71	\$8,992.88	\$5,495.44	23.29%	\$0.00	0.00%	\$18,102.27	76.71%	\$8,992.88	100.00%
Fotteral Square - Site Phase 1 - Design	100%	\$143,753.37	\$143,753.37	\$143,753.37	\$60,733.37	42.25%	\$60,733.37	42.25%	\$75,380.00	52.44%	\$75,380.00	52.44%
Fotteral Square - Site Phase 2 Improvements	94%	\$62,271.00	\$62,271.00	\$58,786.00	\$32,206.00	51.72%	\$32,206.00	54.79%	\$25,845.00	41.50%	\$22,360.00	38.04%
Fotteral Square - Community Engagement	86%	\$33,464.00	\$33,464.00	\$29,479.14	\$27,754.14	82.94%	\$27,754.14	94.15%	\$0.00	0.00%	\$0.00	0.00%
Fotteral Square - EOP Monitoring	93%	\$25,184.41	\$25,184.41	\$23,522.21	\$1,810.23	7.19%	\$1,516.68	6.45%	\$23,374.18	92.81%	\$22,005.53	93.55%
Gifford Playground - Playground Renovation - EOP Monitor	99%	\$25,851.00	\$25,851.00	\$25,568.22	\$5,025.00	19.44%	\$5,025.00	19.65%	\$20,543.22	80.56%	\$20,543.22	80.35%
Gifford Playground - EOP Monitoring	100%	\$4,025.45	\$4,025.45	\$4,025.45	\$0.00	0.00%	\$0.00	0.00%	\$4,025.45	100.00%	\$4,025.45	100.00%
Frank Glavin Playground - Playground and Recreation Center Improvements	100%	\$433,950.25	\$158,509.14	\$158,509.14	\$54,670.00	34.49%	\$54,670.00	34.49%	\$29,759.64	18.77%	\$29,759.64	18.77%



Professional Services					MBE Rebuild Goals 25-30%				WBE Rebuild Goals 15-20%			
Project	% Billed	Total Professional Services	Total For Profit Committed	Total Spend For Profit Spend	MBE Commitment \$	MBE Commitment %	MBE Spend \$	MBE Spend %	WBE Commitment \$	WBE Commitment %	WBE Spend \$	WBE Spend %
Glavin Playground - EOP Monitor - Armand Resources Group	100%	\$45,605.80	\$45,605.80	\$45,605.80	\$45,605.80	100.00%	\$45,605.80	100.00%	\$0.00	0.00%	\$0.00	0.00%
Frank Glavin Playground - Indoor Air Sampling	100%	\$5,267.00	\$5,267.00	\$5,267.00	\$0.00	0.00%	\$0.00	0.00%	\$2,999.00	56.94%	\$2,999.00	56.94%
Frank Glavin Playground - Tank Asbestos Inspection	0%	\$15,699.50	\$15,699.50	\$0.00	\$0.00	0.00%	\$0.00	0.00%	\$0.00	0.00%	\$0.00	0.00%
Hancock Playground - Playground Renovation - EOP Monitor	100%	\$19,754.80	\$19,754.80	\$19,754.80	\$0.00	0.00%	\$0.00	0.00%	\$19,754.80	100.00%	\$19,754.80	100.00%
Happy Hollow - Site & Building Assessment	86%	\$96,008.00	\$96,008.00	\$84,277.00	\$37,573.00	39.14%	\$29,697.00	35.24%	\$23,125.00	24.09%	\$21,770.00	25.83%
Happy Hollow Recreation Center - Playground Design	0%	\$617,700.00	\$617,700.00	\$0.00	\$253,240.00	41.00%	\$0.00	0.00%	\$123,620.00	20.01%	\$0.00	0.00%
Happy Hollow Recreation Center - Community Engagement	0%	\$72,849.00	\$72,849.00	\$0.00	\$0.00	0.00%	\$0.00	0.00%	\$0.00	0.00%	\$0.00	0.00%
Heltzman Recreation Center - Playground and Recreation Center Improvements	93%	\$768,193.17	\$321,110.75	\$321,110.75	\$189,346.80	58.97%	\$189,346.80	58.97%	\$96,378.21	30.01%	\$96,378.21	30.01%
Heltzman Recreation Center - EOP Monitoring	73%	\$54,641.00	\$54,641.00	\$39,897.03	\$5,195.00	9.51%	\$5,195.00	13.02%	\$49,446.00	90.49%	\$34,702.03	86.98%
Rivera Recreation Center - Site and Recreation Center Improvements - Construction	80%	\$1,499,280.92	\$552,445.98	\$443,585.48	\$0.00	0.00%	\$0.00	0.00%	\$266,390.05	48.22%	\$248,890.05	56.11%
Rivera - Retaining Wall Structural Evaluation	90%	\$2,970.00	\$2,970.00	\$2,673.00	\$0.00	0.00%	\$0.00	0.00%	\$2,970.00	100.00%	\$2,673.00	100.00%
Rivera Recreation Center - Percent For Arts	100%	\$186,335.00	\$186,335.00	\$186,335.00	\$0.00	0.00%	\$0.00	0.00%	\$186,335.00	100.00%	\$186,335.00	100.00%
Rivera Recreation Center - Playground & Site Renovation - EOP Monitor	90%	\$196,295.89	\$196,295.89	\$177,032.00	\$12,588.75	6.41%	\$9,328.75	5.27%	\$183,707.14	93.59%	\$167,703.25	94.73%
Jerome Brown Playground - Site and Building Assessment	93%	\$76,375.50	\$76,375.50	\$71,123.00	\$39,050.00	51.13%	\$37,962.50	53.38%	\$28,944.50	37.90%	\$27,339.50	38.44%
Martin Luther King Jr. Recreation Center - Roof Replacement - Design	100%	\$60,955.00	\$60,955.00	\$60,955.00	\$3,975.00	6.52%	\$3,975.00	6.52%	\$42,940.00	70.45%	\$42,940.00	70.45%
Martin Luther King Jr. Recreation Center - EOP Monitoring - Promatech	100%	\$14,845.91	\$14,845.91	\$14,845.91	\$2,161.25	14.56%	\$2,161.25	14.56%	\$12,684.66	85.44%	\$12,684.66	85.44%
Kingessing Recreation Center - Site and Recreation Center Improvements	74%	\$1,490,853.00	\$1,490,853.00	\$1,103,756.38	\$665,059.00	44.61%	\$457,991.00	41.49%	\$268,004.00	17.98%	\$199,308.25	18.06%
Kingessing Recreation Center - Site and Building Assessment	100%	\$20,681.50	\$20,681.50	\$20,681.50	\$11,381.50	55.03%	\$11,381.50	55.03%	\$0.00	0.00%	\$0.00	0.00%
Kingessing Recreation Center - Community Engagement	70%	\$43,919.00	\$43,919.00	\$30,726.14	\$23,970.08	54.58%	\$23,970.08	78.01%	\$12,087.50	27.52%	\$3,272.93	10.65%
Kingessing Recreation Center - EOP Monitor	0%	\$223,019.30	\$223,019.30	\$0.00	\$9,585.40	4.30%	\$0.00	0.00%	\$213,433.90	95.70%	\$0.00	0.00%
Lawncrest Recreation Center - Site and Recreation Improvements	35%	\$2,863,150.64	\$1,517,778.64	\$761,650.37	\$865,037.18	56.99%	\$478,745.97	62.86%	\$454,604.00	29.95%	\$205,247.60	26.95%
Lawncrest Recreation Center - Pool Improvements	0%	\$77,827.27	\$77,827.27	\$0.00	\$0.00	0.00%	\$0.00	0.00%	\$0.00	0.00%	\$0.00	0.00%
Lawncrest Recreation Center - Cost Estimating Analysis	100%	\$3,850.00	\$3,850.00	\$3,850.00	\$3,500.00	90.91%	\$3,500.00	90.91%	\$0.00	0.00%	\$0.00	0.00%
Lawncrest Recreation Center - EOP Monitoring	0%	\$69,693.20	\$69,693.20	\$0.00	\$0.00	0.00%	\$0.00	0.00%	\$69,693.20	100.00%	\$0.00	0.00%
Mander Playground - Community Capacity Builders	0%	\$40,918.50	\$40,918.50	\$0.00	\$35,718.50	87.29%	\$0.00	0.00%	\$0.00	0.00%	\$0.00	0.00%
Miles Mack Playground - Site and Building - Construction Administration	100%	\$72,343.25	\$72,343.25	\$72,343.25	\$0.00	0.00%	\$0.00	0.00%	\$57,350.00	79.27%	\$57,350.00	79.27%
Miles Mack Playground - Site Upgrades- Playground & Sprayground Replacement - EOP Monitor	100%	\$31,494.68	\$31,494.68	\$31,494.68	\$5,476.70	17.39%	\$5,476.70	17.39%	\$26,017.98	82.61%	\$26,017.98	82.61%
McVeigh Recreation Center - Site and Recreation Center Improvements	55%	\$2,133,203.23	\$1,534,839.81	\$848,925.41	\$712,027.87	46.39%	\$427,389.41	50.34%	\$258,175.00	16.82%	\$208,150.00	24.52%
McVeigh Recreation Center - Site and Building Assessment	97%	\$30,265.00	\$30,265.00	\$29,265.00	\$13,265.00	43.83%	\$13,265.00	45.33%	\$0.00	0.00%	\$0.00	0.00%
McVeigh Recreation Center - EOP Monitoring	0%	\$262,850.00	\$262,850.00	\$0.00	\$262,850.00	100.00%	\$0.00	0.00%	\$0.00	0.00%	\$0.00	0.00%
Murphy Recreation Center - Building & Site Improvements - Design	72%	\$494,823.00	\$494,823.00	\$355,912.60	\$144,850.00	29.27%	\$108,165.00	30.67%	\$30,203.00	6.10%	\$14,527.60	4.08%
Murphy Recreation Center - ADA Design Improvements	0%	\$94,317.50	\$94,317.50	\$0.00	\$45,297.50	48.03%	\$0.00	0.00%	\$3,390.00	3.59%	\$0.00	0.00%
Murphy Recreation Center - Community Engagement	83%	\$25,680.50	\$25,680.50	\$21,257.08	\$18,785.50	73.15%	\$16,362.08	76.97%	\$0.00	0.00%	\$0.00	0.00%
Murphy Recreation Center - EOP monitoring	43%	\$44,167.00	\$44,167.00	\$18,929.55	\$4,000.00	9.06%	\$97.85	0.52%	\$40,167.00	90.94%	\$18,831.70	99.48%
Francis J. Myers Recreation Center - Site and Recreation Center Improvements Design	72%	\$1,672,916.88	\$1,658,248.00	\$1,191,607.74	\$586,744.00	35.38%	\$456,378.83	38.30%	\$198,314.00	11.96%	\$166,244.00	13.95%
Francis J. Myers Recreation Center - Construction Manager	0%	\$489,444.00	\$489,444.00	\$0.00	\$489,444.00	100.00%	\$0.00	0.00%	\$0.00	0.00%	\$0.00	0.00%
Francis J. Myers Recreation Center - Basketball & Mini Pitch Design	100%	\$19,375.00	\$19,375.00	\$19,375.00	\$0.00	0.00%	\$0.00	0.00%	\$19,375.00	100.00%	\$19,375.00	100.00%
Francis J. Myers Recreation Center - Inlet Clearing	100%	\$2,906.23	\$0.00	\$0.00	\$0.00	0.00%	\$0.00	0.00%	\$0.00	0.00%	\$0.00	0.00%
Francis J. Myers Recreation Center - Community Engagement	9%	\$213,047.00	\$213,047.00	\$19,311.50	\$122,717.00	57.60%	\$15,884.00	82.25%	\$57,000.00	26.75%	\$2,750.00	14.24%
Francis J. Myers Recreation Center - EOP Monitoring - Promatech	8%	\$103,077.10	\$103,077.10	\$7,976.52	\$16,601.33	16.11%	\$1,045.00	13.10%	\$86,475.77	83.89%	\$6,931.52	86.90%
Nelson Playground - Special Inspections	74%	\$22,884.00	\$22,884.00	\$16,889.10	\$22,884.00	100.00%	\$16,889.10	100.00%	\$0.00	0.00%	\$0.00	0.00%
Nelson Playground - EOP Monitoring - Promatech	75%	\$31,475.32	\$31,475.32	\$23,643.12	\$8,740.00	27.77%	\$1,947.50	8.24%	\$22,735.32	72.23%	\$21,695.62	91.76%
Nelson Playground - CE	0%	\$9,640.00	\$3,990.00	\$0.00	\$0.00	0.00%	\$0.00	0.00%	\$0.00	0.00%	\$0.00	0.00%
Olney Recreation Center - Site and Recreation Center Improvements	69%	\$3,516,281.17	\$1,678,309.38	\$1,326,903.23	\$622,027.50	37.06%	\$458,790.50	34.58%	\$538,633.75	32.09%	\$458,486.10	34.55%
Olney Recreation Center - EOP Monitoring	0%	\$238,963.00	\$238,963.00	\$0.00	\$238,963.00	100.00%	\$0.00	0.00%	\$0.00	0.00%	\$0.00	0.00%
Olney Recreation Center - EOP Monitoring	100%	\$2,843.92	\$2,843.92	\$2,843.92	\$0.00	0.00%	\$0.00	0.00%	\$2,843.92	100.00%	\$2,843.92	100.00%
Olney Recreation Center - Environmental resource survey	100%	\$3,998.00	\$3,998.00	\$3,997.65	\$0.00	0.00%	\$0.00	0.00%	\$0.00	0.00%	\$0.00	0.00%
Panati Playground - Site and Recreation Center Improvements	63%	\$387,200.00	\$387,200.00	\$245,472.03	\$150,525.00	38.88%	\$87,955.67	35.83%	\$186,225.00	48.10%	\$137,048.92	55.83%
Panati Playground - Construction	0%	\$387,200.00	\$387,200.00	\$0.00	\$150,525.00	38.88%	\$0.00	0.00%	\$186,225.00	48.10%	\$0.00	0.00%
Panati Playground - Ceiling Improvements	0%	\$1,497.08	\$1,497.08	\$0.00	\$0.00	0.00%	\$0.00	0.00%	\$0.00	0.00%	\$0.00	0.00%
Panati Playground - CE	0%	\$6,776.54	\$6,776.54	\$0.00	\$3,183.27	46.97%	\$0.00	0.00%	\$0.00	0.00%	\$0.00	0.00%
Panati Playground - EOP Monitoring	0%	\$113,802.00	\$113,802.00	\$0.00	\$113,802.00	100.00%	\$0.00	0.00%	\$0.00	0.00%	\$0.00	0.00%
Panati Playground - Project Planning	100%	\$1,100.00	\$1,100.00	\$1,100.00	\$0.00	0.00%	\$0.00	0.00%	\$0.00	0.00%	\$0.00	0.00%
Panati Playground - Asbestos-Lead Paint Survey	0%	\$12,076.00	\$12,076.00	\$0.00	\$0.00	0.00%	\$0.00	0.00%	\$0.00	0.00%	\$0.00	0.00%

Professional Services					MBE Rebuild Goals 25-30%				WBE Rebuild Goals 15-20%			
Project	% Billed	Total Professional Services	Total For Profit Committed	Total Spend For Profit Spend	MBE Commitment \$	MBE Commitment %	MBE Spend \$	MBE Spend %	WBE Commitment \$	WBE Commitment %	WBE Spend \$	WBE Spend %
Al Pearlman Sports Complex - Design	92%	\$83,050.00	\$81,550.00	\$75,502.25	\$62,250.00	76.33%	\$58,802.25	77.88%	\$5,000.00	6.13%	\$5,000.00	6.62%
Al Pearlman Sports Complex - Electrical Study	0%	\$5,000.00	\$5,000.00	\$0.00	\$0.00	0.00%	\$0.00	0.00%	\$0.00	0.00%	\$0.00	0.00%
Al Pearlman Sports Complex - Community Engagement	0%	\$3,240.00	\$3,240.00	\$0.00	\$680.00	20.99%	\$0.00	0.00%	\$0.00	0.00%	\$0.00	0.00%
Al Pearlman Sports Complex - EOP Monitoring	7%	\$14,043.40	\$14,043.40	\$956.20	\$0.00	0.00%	\$0.00	0.00%	\$14,043.40	100.00%	\$956.20	100.00%
Piccoli Playground - Site and Building Improvements	33%	\$724,929.00	\$379,629.00	\$157,038.26	\$75,657.00	19.93%	\$47,968.76	30.55%	\$52,392.00	13.80%	\$49,572.00	31.57%
Piccoli Playground - Site and Building Assessment	96%	\$25,650.00	\$25,650.00	\$24,650.00	\$9,450.00	36.84%	\$9,450.00	38.34%	\$0.00	0.00%	\$0.00	0.00%
Pleasant Hill Park - Outbuilding - Garage Design	0%	\$19,475.00	\$19,475.00	\$0.00	\$19,475.00	100.00%	\$0.00	0.00%	\$0.00	0.00%	\$0.00	0.00%
Pelbano Recreation Center - Roof - Design	85%	\$168,832.00	\$168,832.00	\$143,864.95	\$49,894.00	29.55%	\$33,890.45	23.56%	\$97,708.00	57.87%	\$94,819.50	65.91%
Pelbano Recreation Center - Special Inspection	28%	\$21,700.00	\$21,700.00	\$6,000.00	\$21,700.00	100.00%	\$6,000.00	100.00%	\$0.00	0.00%	\$0.00	0.00%
Pelbano Recreation Center - Playground - Design	76%	\$180,780.00	\$150,780.00	\$109,914.41	\$55,175.00	36.59%	\$30,560.00	27.80%	\$84,385.00	55.97%	\$68,134.41	61.99%
Pelbano Recreation Center - Community Engagement	61%	\$21,064.00	\$21,064.00	\$12,921.97	\$16,489.00	78.28%	\$8,646.97	66.92%	\$0.00	0.00%	\$0.00	0.00%
Pelbano Playground - EOP Monitoring	66%	\$71,829.48	\$71,829.48	\$47,746.89	\$71,829.48	100.00%	\$47,746.89	100.00%	\$0.00	0.00%	\$0.00	0.00%
Russo Park Playground - Site Renovations - Design	75%	\$308,702.20	\$303,319.95	\$226,905.04	\$157,567.20	51.95%	\$106,770.04	47.05%	\$129,832.75	42.80%	\$104,215.00	45.93%
Russo Park Playground - COVID-19 Community Engagement	99%	\$34,097.00	\$34,097.00	\$33,917.25	\$17,992.00	52.77%	\$17,926.00	52.85%	\$8,050.00	23.61%	\$8,050.00	23.73%
Shepard Recreation Center - Site and Recreation Center Improvements	46%	\$2,438,114.02	\$1,185,034.02	\$829,938.53	\$323,650.62	27.31%	\$222,459.18	26.80%	\$300,530.00	25.36%	\$259,142.38	31.22%
Shepard Recreation Center - EOP Monitoring	0%	\$132,000.00	\$132,000.00	\$0.00	\$132,000.00	100.00%	\$0.00	0.00%	\$0.00	0.00%	\$0.00	0.00%
Vare Recreation Center - Site and Recreation Center Improvements	79%	\$3,175,523.31	\$1,415,908.19	\$1,273,499.27	\$420,360.00	29.69%	\$379,464.11	29.80%	\$258,930.50	18.29%	\$242,217.94	19.02%
Vare Recreation Center - EOP Monitoring	33%	\$234,620.00	\$234,620.00	\$78,038.65	\$205,870.00	87.75%	\$57,488.65	73.67%	\$28,750.00	12.25%	\$20,550.00	26.33%
Vernon Park - EOP Monitoring	82%	\$9,509.85	\$9,509.85	\$7,820.50	\$0.00	0.00%	\$0.00	0.00%	\$9,509.85	100.00%	\$7,820.50	100.00%
Vogt Recreation Center - Site and Building Improvements	7%	\$1,749,215.00	\$984,055.00	\$60,965.21	\$369,515.00	37.55%	\$14,615.00	23.96%	\$406,940.50	41.56%	\$29,402.50	48.21%
Waterloo Playground - Playground Renovation - EOP Monitor	100%	\$35,286.00	\$35,286.00	\$0.00	\$4,180.00	11.85%	\$4,180.00	11.85%	\$31,106.00	88.15%	\$31,106.00	88.15%
West Mill Creek Playground - Master Plan	96%	\$82,500.00	\$76,875.00	\$74,013.34	\$25,301.00	32.91%	\$22,439.34	30.32%	\$46,074.00	59.93%	\$46,074.00	62.25%
West Mill Creek Playground - Retaining Wall	16%	\$156,369.00	\$156,369.00	\$25,056.40	\$104,696.00	66.95%	\$25,056.40	100.00%	\$45,463.00	29.07%	\$0.00	0.00%
West Mill Creek Playground - Emerg. Barricades	0%	\$4,440.59	\$0.00	\$0.00	\$0.00	0.00%	\$0.00	0.00%	\$0.00	0.00%	\$0.00	0.00%
West Mill Creek Playground - Area E & G Improv	0%	\$459,044.00	\$424,894.00	\$0.00	\$287,009.00	67.55%	\$0.00	0.00%	\$122,045.00	28.72%	\$0.00	0.00%
West Mill Creek Playground - Community Engagement	0%	\$35,337.50	\$35,337.50	\$0.00	\$28,437.50	80.47%	\$0.00	0.00%	\$0.00	0.00%	\$0.00	0.00%
West Mill Creek Playground - ESA Phase 1	0%	\$6,818.50	\$6,818.50	\$0.00	\$0.00	0.00%	\$0.00	0.00%	\$0.00	0.00%	\$0.00	0.00%
Ziehler Playground - Site Improvements - Design	99%	\$498,068.50	\$498,068.50	\$491,929.94	\$185,484.47	37.24%	\$180,775.34	36.75%	\$285,264.03	57.27%	\$283,834.60	57.70%
Ziehler Playground - Site Improvements - Construction	100%	\$2,368.00	\$2,368.00	\$2,368.00	\$0.00	0.00%	\$0.00	0.00%	\$0.00	0.00%	\$0.00	0.00%
Ziehler Playground - EOP Monitoring	71%	\$56,301.78	\$56,301.78	\$40,129.20	\$0.00	0.00%	\$0.00	0.00%	\$56,301.78	100.00%	\$40,129.20	100.00%
Parkside Fields Game - Site Design	36%	\$714,542.50	\$699,367.50	\$254,250.47	\$311,822.50	47.29%	\$113,262.51	44.55%	\$247,505.00	37.54%	\$106,034.21	41.70%
Parkside Fields Game - Parkside Evans Chamounix - Game Design	0%	\$115,024.50	\$115,024.50	\$0.00	\$91,404.50	79.47%	\$0.00	0.00%	\$20,240.00	17.60%	\$0.00	0.00%
Parkside Fields Game - Edgely CE	0%	\$89,305.00	\$66,420.00	\$0.00	\$0.00	0.00%	\$0.00	0.00%	\$33,000.00	49.68%	\$0.00	0.00%
Parkside Fields Practice - Site Improvements- Soccer Field, Fencing, Practice Field - EOP Monitor	48%	\$30,000.00	\$0.00	\$0.00	\$0.00	0.00%	\$0.00	0.00%	\$0.00	0.00%	\$0.00	0.00%
Johnny Sample (Cobbs Creek) Park & Recreation Center - Site and Recreation Center Improvements	52%	\$2,768,838.00	\$1,298,838.00	\$989,789.50	\$841,788.00	64.81%	\$701,937.50	70.92%	\$271,250.00	20.88%	\$163,280.00	16.50%
Johnny Sample (Cobbs Creek) Park & Recreation Center - Site and Building Assessment	100%	\$34,203.00	\$34,203.00	\$34,203.00	\$17,203.00	50.30%	\$17,203.00	50.30%	\$0.00	0.00%	\$0.00	0.00%
Johnny Sample (Cobbs Creek) Park & Recreation Center - Pipe Design	100%	\$31,651.00	\$31,651.00	\$31,651.00	\$0.00	0.00%	\$0.00	0.00%	\$31,651.00	100.00%	\$31,651.00	100.00%
Johnny Sample (Cobbs Creek) Park & Recreation Center - EOP Monitoring	0%	\$110,880.00	\$110,880.00	\$0.00	\$110,880.00	100.00%	\$0.00	0.00%	\$0.00	0.00%	\$0.00	0.00%
Johnny Sample (Cobbs Creek) Park & Recreation Center - UHW Inventory	0%	\$7,497.00	\$7,497.00	\$0.00	\$0.00	0.00%	\$0.00	0.00%	\$0.00	0.00%	\$0.00	0.00%
Cecil B. Moore Recreation Center - Site and Recreation Center Improvements	49%	\$3,225,318.31	\$1,651,365.30	\$1,122,894.02	\$925,675.30	56.06%	\$676,724.52	60.27%	\$498,980.00	30.22%	\$336,809.50	29.99%
Cecil B. Moore Recreation Center - Site & Building Assessment	100%	\$49,593.00	\$49,593.00	\$49,593.00	\$16,893.00	34.06%	\$16,893.00	34.06%	\$0.00	0.00%	\$0.00	0.00%
Cecil B. Moore Recreation Center - EOP Monitoring	0%	\$112,078.40	\$112,078.40	\$0.00	\$16,811.76	15.00%	\$0.00	0.00%	\$95,266.64	85.00%	\$0.00	0.00%
Cobbs Creek Environmental Center - Site and Building Improvements	76%	\$15,715.00	\$15,715.00	\$12,000.00	\$0.00	0.00%	\$0.00	0.00%	\$0.00	0.00%	\$0.00	0.00%
Cobbs Creek Environmental Center - Playground Design	100%	\$74,200.50	\$74,200.50	\$74,200.50	\$20,100.00	27.09%	\$20,100.00	27.09%	\$0.00	0.00%	\$0.00	0.00%
Cobbs Creek Environmental Center - PG Design Documentation by KSE	98%	\$23,000.00	\$23,000.00	\$22,440.00	\$23,000.00	100.00%	\$22,440.00	100.00%	\$0.00	0.00%	\$0.00	0.00%
Cobbs Creek Environmental Center - Community Engagement	0%	\$22,383.00	\$22,383.00	\$0.00	\$11,950.00	53.39%	\$0.00	0.00%	\$1,920.00	8.58%	\$0.00	0.00%
Cobbs Creek Environmental Center - Global Synergies	87%	\$17,700.00	\$17,700.00	\$15,425.00	\$17,700.00	100.00%	\$15,425.00	100.00%	\$0.00	0.00%	\$0.00	0.00%
Cobbs Creek Environmental Center - EOP Monitoring	66%	\$31,400.00	\$31,400.00	\$20,625.00	\$31,400.00	100.00%	\$20,625.00	100.00%	\$0.00	0.00%	\$0.00	0.00%
Cobbs Creek Environmental Center - Lead Survey	0%	\$1,619.00	\$1,619.00	\$0.00	\$0.00	0.00%	\$0.00	0.00%	\$0.00	0.00%	\$0.00	0.00%
Blanche A. Nixon Library - Site and Building Assessment	100%	\$28,390.00	\$28,390.00	\$28,390.00	\$28,390.00	100.00%	\$28,390.00	100.00%	\$0.00	0.00%	\$0.00	0.00%
Blanche A. Nixon Library - Site and Library Improvements	57%	\$1,601,864.00	\$903,359.00	\$711,965.42	\$494,830.00	54.78%	\$388,744.63	54.80%	\$318,604.00	35.27%	\$274,711.90	38.59%
Blanche A. Nixon Library - EOP Monitoring	59%	\$87,130.62	\$87,130.62	\$51,066.89	\$3,141.95	3.61%	\$2,250.55	4.41%	\$83,988.67	96.39%	\$48,816.34	95.59%
Blanche A. Nixon Library - Cobbs Creek	0%	\$5,934.00	\$5,934.00	\$0.00	\$0.00	0.00%	\$0.00	0.00%	\$0.00	0.00%	\$0.00	0.00%
Cecil B. Moore Library - Site and Building Assessment	100%	\$24,190.00	\$24,190.00	\$24,190.00	\$18,890.00	78.09%	\$18,890.00	78.09%	\$0.00	0.00%	\$0.00	0.00%

Professional Services					MBE Rebuild Goals 25-30%				WBE Rebuild Goals 15-20%			
Project	% Billed	Total Professional Services	Total For Profit Committed	Total Spend For Profit Spend	MBE Commitment \$	MBE Commitment %	MBE Spend \$	MBE Spend %	WBE Commitment \$	WBE Commitment %	WBE Spend \$	WBE Spend %
Cecil B. Moore Library - Design	45%	\$316,780.00	\$316,780.00	\$141,739.45	\$140,655.00	44.40%	\$62,199.45	43.88%	\$40,850.00	12.90%	\$2,685.00	1.89%
Cecil B. Moore Library - Community Engagement	0%	\$55,753.00	\$55,753.00	\$0.00	\$32,253.00	57.85%	\$0.00	0.00%	\$9,500.00	17.04%	\$0.00	0.00%
Haverford Library - Site & Building Assessment and Design	100%	\$26,400.00	\$26,400.00	\$26,400.00	\$26,400.00	100.00%	\$26,400.00	100.00%	\$0.00	0.00%	\$0.00	0.00%
Haverford Library - Mechanical Assessment Review	100%	\$9,430.00	\$9,430.00	\$9,430.00	\$430.00	4.56%	\$430.00	4.56%	\$0.00	0.00%	\$0.00	0.00%
Kingsessing Library - Site and Building Assessment	96%	\$20,287.50	\$20,287.50	\$19,787.50	\$10,487.50	51.69%	\$10,487.50	53.00%	\$0.00	0.00%	\$0.00	0.00%
Kingsessing Library - Co-Located Improvements - Design	84%	\$608,750.00	\$608,750.00	\$508,801.25	\$246,515.00	40.50%	\$196,652.00	38.65%	\$107,661.00	17.69%	\$76,067.50	14.95%
Kingsessing Library - Community Engagement	66%	\$43,919.00	\$43,919.00	\$28,964.90	\$31,566.50	71.87%	\$25,481.78	87.97%	\$3,775.00	8.60%	\$0.00	0.00%
Kingsessing Library - EOP Monitoring	34%	\$109,956.83	\$109,956.83	\$37,728.38	\$6,779.83	6.17%	\$0.00	0.00%	\$103,177.00	93.83%	\$37,728.38	100.00%
Lawncrest Library - Library Renovation	63%	\$819,683.20	\$477,024.20	\$378,235.14	\$270,244.19	56.65%	\$227,977.28	60.27%	\$124,801.00	26.16%	\$99,440.90	26.29%
Lawncrest Library - EOP Monitoring	0%	\$56,851.36	\$56,851.36	\$0.00	\$2,967.75	5.22%	\$0.00	0.00%	\$53,883.61	94.78%	\$0.00	0.00%
McPherson Square Library - Library Renovation	9%	\$2,431,604.00	\$1,027,401.00	\$108,171.00	\$731,544.70	71.20%	\$66,400.00	61.38%	\$243,799.00	23.73%	\$37,911.00	35.05%
McPherson Square Library - Lib Design	50%	\$287,576.00	\$287,576.00	\$144,697.50	\$50,678.00	17.62%	\$23,678.00	16.36%	\$28,730.00	9.99%	\$2,430.00	1.68%
McPherson Squar Library - Design Phase 2 Renov	0%	\$1,034,077.00	\$1,034,077.00	\$0.00	\$393,862.00	38.09%	\$0.00	0.00%	\$173,795.00	16.81%	\$0.00	0.00%
McPherson Squar Library - Special Inspections	0%	\$11,360.00	\$11,360.00	\$0.00	\$0.00	0.00%	\$0.00	0.00%	\$11,360.00	100.00%	\$0.00	0.00%
McPherson Square Library - EOP Monitoring	0%	\$35,697.00	\$35,697.00	\$0.00	\$35,697.00	100.00%	\$0.00	0.00%	\$0.00	0.00%	\$0.00	0.00%
Niottown--Tioga Library - EOP Monitor	100%	\$1,178.36	\$1,178.36	\$1,178.36	\$0.00	0.00%	\$0.00	0.00%	\$1,178.36	100.00%	\$1,178.36	100.00%
Paschalville Library - Library Renovation	67%	\$2,292,532.78	\$1,090,987.70	\$801,671.21	\$748,607.50	68.62%	\$531,691.49	66.32%	\$210,958.00	19.34%	\$165,698.50	20.67%
Paschalville Library - Assessment	100%	\$25,300.00	\$25,300.00	\$25,300.00	\$25,300.00	100.00%	\$25,300.00	100.00%	\$0.00	0.00%	\$0.00	0.00%
Paschalville Library - Marble Design	0%	\$8,585.00	\$8,585.00	\$0.00	\$0.00	0.00%	\$0.00	0.00%	\$7,505.00	87.42%	\$0.00	0.00%
Paschalville Library - EOP Monitoring	8%	\$99,300.00	\$99,300.00	\$8,020.00	\$99,300.00	100.00%	\$8,020.00	100.00%	\$0.00	0.00%	\$0.00	0.00%
Richmond Library - Assessment	100%	\$27,660.00	\$27,660.00	\$27,660.00	\$27,660.00	100.00%	\$27,660.00	100.00%	\$0.00	0.00%	\$0.00	0.00%
Richmond Library - Scope Determination	100%	\$12,000.00	\$12,000.00	\$12,000.00	\$12,000.00	100.00%	\$12,000.00	100.00%	\$0.00	0.00%	\$0.00	0.00%
Richmond Library- Mechanical Assessment Review	100%	\$5,215.00	\$5,215.00	\$5,215.00	\$215.00	4.12%	\$215.00	4.12%	\$0.00	0.00%	\$0.00	0.00%
Richmond Library - Design	30%	\$102,712.50	\$102,712.50	\$30,985.50	\$91,712.50	89.29%	\$30,985.50	100.00%	\$0.00	0.00%	\$0.00	0.00%
Richmond Library - EOP Monitoring	0%	\$37,400.00	\$37,400.00	\$0.00	\$37,400.00	100.00%	\$0.00	0.00%	\$0.00	0.00%	\$0.00	0.00%
West Oak Lane Library - Assessment	100%	\$25,210.00	\$25,210.00	\$25,210.00	\$25,210.00	100.00%	\$25,210.00	100.00%	\$0.00	0.00%	\$0.00	0.00%
West Oak Lane Library - Scope Determination and Design	100%	\$12,000.00	\$12,000.00	\$12,000.00	\$12,000.00	100.00%	\$12,000.00	100.00%	\$0.00	0.00%	\$0.00	0.00%
West Oak Lane Library - Mechanical Assessment Review	100%	\$5,215.00	\$5,215.00	\$5,215.00	\$215.00	4.12%	\$215.00	4.12%	\$0.00	0.00%	\$0.00	0.00%
West Oak Lane Library - Roof Design Review	100%	\$2,720.00	\$2,720.00	\$2,720.00	\$0.00	0.00%	\$2,720.00	0.00%	\$2,720.00	100.00%	\$2,720.00	100.00%
Wynnefield Library - Site and Building Assessment and Design	100%	\$58,995.00	\$58,995.00	\$58,995.00	\$25,100.00	42.55%	\$25,100.00	42.55%	\$21,090.00	35.75%	\$21,090.00	35.75%
Wynnefield Library - Plaza Renovations	65%	\$136,445.00	\$136,445.00	\$89,032.25	\$75,265.00	55.16%	\$47,152.25	52.96%	\$58,660.00	42.99%	\$39,360.00	44.21%
Wynnefield Library - Community Engagement	0%	\$18,495.00	\$18,495.00	\$0.00	\$18,495.00	100.00%	\$0.00	0.00%	\$0.00	0.00%	\$0.00	0.00%
Wynnefield Library - EOP Monitoring	0%	\$7,998.90	\$7,998.90	\$0.00	\$391.40	4.89%	\$0.00	0.00%	\$7,607.50	95.11%	\$0.00	0.00%
Professional Services - Bank Fees and Insurance - PIDC	62%	\$766,986.00	\$0.00	\$0.00	\$0.00	0.00%	\$0.00	0.00%	\$0.00	0.00%	\$0.00	0.00%
Professional Services - PAID Financial System - PIDC	100%	\$110,440.38	\$0.00	\$0.00	\$0.00	0.00%	\$0.00	0.00%	\$0.00	0.00%	\$0.00	0.00%
Professional Services - WFD training - Statera	49%	\$440,400.00	\$440,400.00	\$214,188.39	\$391,335.00	88.86%	\$190,338.39	88.86%	\$9,225.00	2.09%	\$4,747.50	2.22%
Professional Services - Moving Boxes - Superior Movers	34%	\$9,812.10	\$9,812.10	\$3,384.25	\$0.00	0.00%	\$0.00	0.00%	\$0.00	0.00%	\$0.00	0.00%
Professional Services - Payments to WFD Participants - Montage	72%	\$1,500,000.00	\$1,500,000.00	\$1,085,331.23	\$1,500,000.00	100.00%	\$1,085,331.23	100.00%	\$0.00	0.00%	\$0.00	0.00%
Professional Services - Business Support - The Enterprise Center	98%	\$518,699.68	\$155,349.92	\$150,320.32	\$77,818.30	50.09%	\$77,038.70	51.25%	\$50,460.29	32.48%	\$46,210.29	30.74%
Professional Services - Business Support - Surety Bond Associates	79%	\$1,133,250.00	\$1,112,650.00	\$884,079.41	\$303,750.24	27.30%	\$254,023.75	28.73%	\$677,649.76	60.90%	\$565,993.16	64.02%
Professional Services - Construction hats - Arbill	100%	\$385.80	\$385.80	\$385.80	\$0.00	0.00%	\$0.00	0.00%	\$385.80	100.00%	\$385.80	100.00%
Professional Services - Carpenter's Tools - Independent Hardware Inc.	100%	\$2,967.90	\$2,967.90	\$2,967.90	\$0.00	0.00%	\$0.00	0.00%	\$0.00	0.00%	\$0.00	0.00%
Professional Services - Carpenter's Tools - DL Electronics	100%	\$3,305.71	\$3,305.71	\$3,305.71	\$0.00	0.00%	\$0.00	0.00%	\$0.00	0.00%	\$0.00	0.00%
Professional Services - JMT Program Mgmt - Johnson Mirmiran & Thompson, Inc.	82%	\$5,436,376.00	\$5,436,376.00	\$4,450,567.14	\$1,280,519.58	23.55%	\$954,217.50	21.44%	\$610,396.79	11.23%	\$598,561.79	13.45%
Professional Services - WFD Construction Apprentice Prep - Construction Apprentice Preparatory	66%	\$320,000.00	\$320,000.00	\$210,787.57	\$36,400.00	11.38%	\$0.00	0.00%	\$0.00	0.00%	\$0.00	0.00%
Professional Services - WFD Transport to work for participants - National Center for Family Recovery (Ride to Work)	45%	\$170,084.08	\$170,084.08	\$76,135.08	\$0.00	0.00%	\$0.00	0.00%	\$0.00	0.00%	\$0.00	0.00%
Professional Services - WFD Training - University City District	100%	\$11,207.50	\$10,647.50	\$10,647.50	\$375.00	3.52%	\$375.00	3.52%	\$0.00	0.00%	\$0.00	0.00%
Professional Services - Graphic Design Services - Replica Creative	100%	\$4,184.00	\$4,184.00	\$4,184.00	\$0.00	0.00%	\$0.00	0.00%	\$0.00	0.00%	\$0.00	0.00%
Professional Services - Fairmount Ventures	100%	\$28,000.00	\$28,000.00	\$28,000.00	\$0.00	0.00%	\$0.00	0.00%	\$0.00	0.00%	\$0.00	0.00%
Professional Services - Talson-CMC	100%	\$150,607.00	\$150,607.00	\$150,607.00	\$124,149.50	82.43%	\$124,149.50	82.43%	\$26,457.50	17.57%	\$26,457.50	17.57%
Professional Services - Community Capacity Builders	78%	\$150,755.50	\$150,755.50	\$118,182.50	\$132,895.50	88.15%	\$117,852.50	99.72%	\$0.00	0.00%	\$0.00	0.00%
Professional Services - Portfolio Associates	100%	\$26,751.00	\$26,751.00	\$26,737.50	\$9,326.00	34.86%	\$9,320.00	34.86%	\$15,625.00	58.41%	\$15,625.00	58.44%
Professional Services - Joyce Miller and Assoc.	100%	\$38,617.50	\$38,617.50	\$24,537.50	\$24,537.50	63.54%	\$24,537.50	63.54%	\$14,080.00	36.46%	\$14,080.00	36.46%
Professional Services - Accounting Services - Mitchell & Titus	100%	\$29,000.00	\$29,000.00	\$29,000.00	\$29,000.00	100.00%	\$29,000.00	100.00%	\$0.00	0.00%	\$0.00	0.00%

Professional Services					MBE Rebuild Goals 25-30%				WBE Rebuild Goals 15-20%			
Project	% Billed	Total Professional Services	Total For Profit Committed	Total Spend For Profit Spend	MBE Commitment \$	MBE Commitment %	MBE Spend \$	MBE Spend %	WBE Commitment \$	WBE Commitment %	WBE Spend \$	WBE Spend %
Professional Services - WFD Classroom rental - Temple	100%	\$4,140.00	\$0.00	\$0.00	\$0.00	0.00%	\$0.00	0.00%	\$0.00	0.00%	\$0.00	0.00%
Professional Services - EOP Monitoring - Promatech	23%	\$25,000.00	\$25,000.00	\$5,824.81	\$7,500.00	30.00%	\$0.00	0.00%	\$17,500.00	70.00%	\$5,824.81	100.00%
Professional Services - Shovels for groundbreaking - Grainger	100%	\$120.04	\$120.04	\$120.04	\$0.00	0.00%	\$0.00	0.00%	\$0.00	0.00%	\$0.00	0.00%
Professional Services - Payments participants in WFD program through PRA - PRA	81%	\$515,646.02	\$0.00	\$0.00	\$0.00	0.00%	\$0.00	0.00%	\$0.00	0.00%	\$0.00	0.00%
Professional Services - Paint tools for WFD Participants - Sherwin Williams	100%	\$693.37	\$693.37	\$693.37	\$0.00	0.00%	\$0.00	0.00%	\$0.00	0.00%	\$0.00	0.00%
Professional Services - Work Force Development T-shirts - Uniform Gear Inc.	100%	\$3,157.00	\$3,157.00	\$3,157.00	\$0.00	0.00%	\$0.00	0.00%	\$3,157.00	100.00%	\$3,157.00	100.00%
Professional Services - Collateral Items - banners, tablecloths, water bottles etc. - Vanguard Direct	100%	\$4,414.75	\$4,414.75	\$4,414.75	\$0.00	0.00%	\$0.00	0.00%	\$0.00	0.00%	\$0.00	0.00%
Professional Services - Drawing Project ID Sign	100%	\$800.00	\$800.00	\$800.00	\$0.00	0.00%	\$0.00	0.00%	\$800.00	100.00%	\$800.00	100.00%
Professional Services - Fence wraps - Northeast Fence	100%	\$9,750.00	\$9,750.00	\$9,750.00	\$0.00	0.00%	\$0.00	0.00%	\$0.00	0.00%	\$0.00	0.00%
Professional Services - Banners - Maxon Supplies	100%	\$4,897.22	\$4,897.22	\$4,897.22	\$0.00	0.00%	\$0.00	0.00%	\$0.00	0.00%	\$0.00	0.00%
Professional Services - Hand Sanitizer - WB Mason Company	100%	\$128.06	\$128.06	\$128.06	\$0.00	0.00%	\$0.00	0.00%	\$0.00	0.00%	\$0.00	0.00%
Professional Services - WFD Training-PHA	100%	\$85,935.77	\$0.00	\$0.00	\$0.00	0.00%	\$0.00	0.00%	\$0.00	0.00%	\$0.00	0.00%
Professional Services - Playbook and Best Practices	59%	\$245,540.98	\$161,510.00	\$132,183.62	\$22,225.00	13.76%	\$21,070.00	15.94%	\$23,980.00	14.85%	\$17,920.00	13.56%
Professional Services - Paper Supply-Ventiv	100%	\$988.60	\$988.60	\$988.60	\$0.00	0.00%	\$0.00	0.00%	\$988.60	100.00%	\$988.60	100.00%
Professional Services - Conference - NOMA	100%	\$300.00	\$0.00	\$0.00	\$0.00	0.00%	\$0.00	0.00%	\$0.00	0.00%	\$0.00	0.00%
Professional Services - Aramark	100%	\$3,946.79	\$3,946.79	\$3,946.79	\$0.00	0.00%	\$0.00	0.00%	\$0.00	0.00%	\$0.00	0.00%
Professional Services - Ribbons Express Inc.	100%	\$417.69	\$417.69	\$417.69	\$0.00	0.00%	\$0.00	0.00%	\$0.00	0.00%	\$0.00	0.00%
Professional Services - Garden State Highway Products, Inc.	100%	\$13,320.00	\$13,320.00	\$13,320.00	\$0.00	0.00%	\$0.00	0.00%	\$13,320.00	100.00%	\$13,320.00	100.00%
Professional Services - AT&T	81%	\$2,254.05	\$2,254.05	\$1,829.49	\$0.00	0.00%	\$0.00	0.00%	\$0.00	0.00%	\$0.00	0.00%
Professional Services - Fund for Philadelphia Inc.	100%	\$7,000.00	\$0.00	\$0.00	\$0.00	0.00%	\$0.00	0.00%	\$0.00	0.00%	\$0.00	0.00%
Professional Services - South Jersey Paper Products	100%	\$35.84	\$35.84	\$35.84	\$0.00	0.00%	\$0.00	0.00%	\$35.84	100.00%	\$35.84	100.00%
Professional Services - PaperMart Inc.	100%	\$182.82	\$182.82	\$182.82	\$0.00	0.00%	\$0.00	0.00%	\$0.00	0.00%	\$0.00	0.00%
Professional Services - Design Guide Development - SMP Architects	21%	\$66,070.00	\$66,070.00	\$13,992.50	\$0.00	0.00%	\$0.00	0.00%	\$35,780.00	54.15%	\$3,420.00	24.44%
Professional Services - Capital Improvement Plan	100%	\$74,900.00	\$74,900.00	\$74,885.93	\$25,465.68	34.00%	\$25,453.23	33.99%	\$6,875.00	9.18%	\$6,875.00	9.18%
Professional Services - Corona Partners - Strategic Plan	70%	\$77,000.00	\$77,000.00	\$53,936.87	\$27,027.00	35.10%	\$17,430.00	32.32%	\$0.00	0.00%	\$0.00	0.00%
Professional Services - WFD Training	100%	\$2,640.26	\$2,640.26	\$2,640.26	\$0.00	0.00%	\$0.00	0.00%	\$0.00	0.00%	\$0.00	0.00%
Professional Services - Web Services	47%	\$750,000.00	\$750,000.00	\$356,207.98	\$102,500.00	13.67%	\$62,400.00	17.52%	\$101,750.00	13.57%	\$71,700.00	20.13%
Professional Services - Owner's Rep	63%	\$4,458,039.00	\$4,458,039.00	\$2,796,838.75	\$342,915.20	7.69%	\$211,894.40	7.58%	\$3,682,732.00	82.61%	\$2,308,412.13	82.54%
Professional Services - Women In Dialogue - WFD	100%	\$5,524.00	\$0.00	\$0.00	\$0.00	0.00%	\$0.00	0.00%	\$0.00	0.00%	\$0.00	0.00%
Professional Services - Class 200,300,400 Purchases	49%	\$64,649.16	\$12,950.78	\$1,275.42	\$3,149.86	24.32%	\$0.00	0.00%	\$190.55	1.47%	\$190.55	14.94%
Professional Services - FY26 Staff Salaries	0%	\$3,200,000.00	\$0.00	\$0.00	\$0.00	0.00%	\$0.00	0.00%	\$0.00	0.00%	\$0.00	0.00%
Professional Services - JPG Photo	43%	\$161,000.00	\$161,000.00	\$69,850.00	\$0.00	0.00%	\$0.00	0.00%	\$0.00	0.00%	\$0.00	0.00%
Professional Services - Office Trashcans - T Frank McCalls	100%	\$107.92	\$107.92	\$107.92	\$0.00	0.00%	\$0.00	0.00%	\$107.92	100.00%	\$107.92	100.00%
Professional Services - UPS Deliveries	100%	\$8.46	\$8.46	\$8.46	\$0.00	0.00%	\$0.00	0.00%	\$0.00	0.00%	\$0.00	0.00%
Professional Services - Misc. Payments	53%	\$10,500.00	\$434.97	\$434.97	\$0.00	0.00%	\$0.00	0.00%	\$0.00	0.00%	\$0.00	0.00%
Professional Services - Fireball Printing	100%	\$720.00	\$720.00	\$720.00	\$0.00	0.00%	\$0.00	0.00%	\$0.00	0.00%	\$0.00	0.00%
Professional Services - Schultz & Williams Inc. Fundraising	50%	\$153,999.00	\$153,999.00	\$77,000.00	\$0.00	0.00%	\$0.00	0.00%	\$0.00	0.00%	\$0.00	0.00%
Professional Services - McClanahan Associates - Evaluation	44%	\$60,000.00	\$60,000.00	\$26,195.91	\$0.00	0.00%	\$0.00	0.00%	\$60,000.00	100.00%	\$26,195.91	100.00%
Professional Services - Multiple Sites - Turf Field Review	53%	\$12,000.00	\$12,000.00	\$6,308.00	\$12,000.00	100.00%	\$6,308.00	100.00%	\$0.00	0.00%	\$0.00	0.00%
Professional Services - Water Sampling - Duffield Associates	100%	\$51,275.00	\$51,275.00	\$51,275.00	\$0.00	0.00%	\$0.00	0.00%	\$34,515.50	67.31%	\$34,515.50	67.31%
Professional Services - Specification Drafting	100%	\$7,292.00	\$7,292.00	\$7,289.50	\$0.00	0.00%	\$0.00	0.00%	\$7,292.00	100.00%	\$7,289.50	100.00%
Total		\$78,996,904.05	\$53,689,118.99	\$32,671,612.55	\$21,677,230.29	40.38%	\$12,234,069.34	37.45%	\$16,385,009.62	30.52%	\$10,605,314.74	32.46%

Construction					MBE Rebuild Goals 25-30%				WBE Rebuild Goals 15-20%			
Project	% Billed	Total Construction	Total For Profit Committed	Total Spend For Profit Spend	MBE Commitment \$	MBE Commitment %	MBE Spend \$	MBE Spend %	WBE Commitment \$	WBE Commitment %	WBE Spend \$	WBE Spend %
8th & Diamond - Roof Construction	100%	\$61,107.70	\$57,110.00	\$57,100.00	\$0.00	0.00%	\$0.00	0.00%	\$57,110.00	100.00%	\$57,100.00	100.00%
8th & Diamond Playground - Security Cameras	87%	\$11,240.53	\$11,240.53	\$9,791.04	\$0.00	0.00%	\$0.00	0.00%	\$0.00	0.00%	\$0.00	0.00%
John C. Anderson Cultural Center - Stair Shoring - Construction	100%	\$6,450.30	\$0.00	\$0.00	\$0.00	0.00%	\$0.00	0.00%	\$0.00	0.00%	\$0.00	0.00%
John C. Anderson Cultural Center - Demolition and Stone Cap Removal	100%	\$29,383.27	\$0.00	\$0.00	\$0.00	0.00%	\$0.00	0.00%	\$0.00	0.00%	\$0.00	0.00%
John C. Anderson Cultural Center - Roof Drains	100%	\$3,424.00	\$3,200.00	\$3,200.00	\$0.00	0.00%	\$0.00	0.00%	\$3,200.00	100.00%	\$3,200.00	100.00%

Construction					MBE Rebuild Goals 25-30%					WBE Rebuild Goals 15-20%			
Project	% Billed	Total Construction	Total For Profit Committed	Total Spend For Profit Spend	MBE Commitment \$	MBE Commitment %	MBE Spend \$	MBE Spend %		WBE Commitment \$	WBE Commitment %	WBE Spend \$	WBE Spend %
John C. Anderson Cultural Center - Heating System Inspection	100%	\$1,391.00	\$1,300.00	\$1,300.00	\$0.00	0.00%	\$0.00	0.00%		\$1,300.00	100.00%	\$1,300.00	100.00%
Barrett Playground - Site and Recreation Center Improvements	0%	\$18,321,775.73	\$18,097,456.23	\$0.00	\$4,661,729.00	25.76%	\$0.00	0.00%		\$4,020,513.00	22.22%	\$0.00	0.00%
Belfield Recreation Center - Sidewalks	100%	\$46,110.15	\$0.00	\$0.00	\$0.00	0.00%	\$0.00	0.00%		\$0.00	0.00%	\$0.00	0.00%
Belfield Recreation Center - Interior Glaze Block Removal	0%	\$42,151.15	\$0.00	\$0.00	\$0.00	0.00%	\$0.00	0.00%		\$0.00	0.00%	\$0.00	0.00%
Capitolo Playground - Sprayground Replacement - Construction	100%	\$60,566.95	\$59,378.13	\$59,378.13	\$3,675.00	6.19%	\$3,675.00	6.19%		\$30,416.67	51.23%	\$30,416.67	51.23%
Capitolo Playground - Fields - Construction	100%	\$1,140,728.11	\$1,066,101.04	\$1,066,101.04	\$256,186.50	24.03%	\$256,186.50	24.03%		\$145,939.49	13.69%	\$145,939.49	13.69%
Carousel House - Roof Rainleaders	0%	\$6,355.80	\$5,940.00	\$0.00	\$0.00	0.00%	\$0.00	0.00%		\$5,940.00	100.00%	\$0.00	0.00%
Carousel House - Exploratory Demo & Roof Clearing	0%	\$12,617.37	\$0.00	\$0.00	\$0.00	0.00%	\$0.00	0.00%		\$0.00	0.00%	\$0.00	0.00%
Chew Playground - Fields Renovation - Construction	95%	\$1,757,993.75	\$1,638,373.32	\$1,547,970.21	\$421,830.88	25.75%	\$417,973.38	27.00%		\$295,831.33	18.06%	\$295,732.49	19.10%
Chew Playground - Recreation Center Interior Renovation	100%	\$52,962.25	\$0.00	\$0.00	\$0.00	0.00%	\$0.00	0.00%		\$0.00	0.00%	\$0.00	0.00%
Cohocksink Recreation Center - Site and Recreation Center Improvements	0%	\$5,471,500.00	\$4,103,558.89	\$3,800.00	\$1,621,728.06	39.52%	\$0.00	0.00%		\$594,178.00	14.48%	\$0.00	0.00%
Hayes Playground - Playground and Sprayground Renovation - Construction	100%	\$1,554,904.00	\$1,554,904.00	\$1,554,904.00	\$632,994.21	40.71%	\$632,994.21	40.71%		\$16,400.00	1.05%	\$16,400.00	1.05%
Disston Recreation Center - Playground & Site Renovation - Construction	100%	\$862,634.55	\$806,200.50	\$806,200.50	\$226,324.29	28.07%	\$226,324.29	28.07%		\$210,530.19	26.11%	\$210,530.19	26.11%
Disston Recreation Center - Recreation Center Upgrades - Construction	58%	\$5,935,415.20	\$5,554,209.20	\$3,214,821.11	\$2,945,250.70	53.03%	\$2,008,829.07	62.49%		\$536,727.00	9.66%	\$412,194.00	12.82%
Disston Recreation Center - Special Inspections	0%	\$31,155.00	\$31,155.00	\$0.00	\$28,655.00	91.98%	\$0.00	0.00%		\$0.00	0.00%	\$0.00	0.00%
Disston Recreation Center - Roof Improvements - Construction	100%	\$14,185.38	\$0.00	\$0.00	\$0.00	0.00%	\$0.00	0.00%		\$0.00	0.00%	\$0.00	0.00%
Disston Recreation Center - Temp Roof Protection	0%	\$19,000.00	\$19,000.00	\$0.00	\$19,000.00	100.00%	\$0.00	0.00%		\$0.00	0.00%	\$0.00	0.00%
East Poplar Playground - Playground Renovation - Construction	100%	\$1,296,811.00	\$1,296,811.00	\$1,296,811.00	\$384,258.16	29.63%	\$384,258.16	29.63%		\$271,354.62	20.92%	\$271,354.62	20.92%
East Poplar Playground - PRA Painting	0%	\$10,011.09	\$0.00	\$0.00	\$0.00	0.00%	\$0.00	0.00%		\$0.00	0.00%	\$0.00	0.00%
Fishtown Recreation Center - Percent for Art	100%	\$57,000.00	\$57,000.00	\$57,000.00	\$0.00	0.00%	\$0.00	0.00%		\$0.00	0.00%	\$0.00	0.00%
Fishtown Recreation Center - Pool - Construction	100%	\$4,194,257.27	\$4,194,257.27	\$4,194,257.19	\$1,180,594.69	28.15%	\$1,180,594.69	28.15%		\$782,776.69	18.66%	\$782,776.69	18.66%
Fishtown Recreation Center - Hockey Drainage - Construction	97%	\$2,390,499.20	\$2,297,399.37	\$2,236,497.13	\$230,227.34	10.02%	\$230,227.34	10.29%		\$167,469.63	7.29%	\$167,469.63	7.49%
Fishtown Recreation Center - Fid Burg & Fire Alarm	3%	\$98,930.36	\$98,930.36	\$3,435.30	\$0.00	0.00%	\$0.00	0.00%		\$0.00	0.00%	\$0.00	0.00%
Fotteral Square - Site Phase 1 - Construction	100%	\$3,538,857.25	\$3,307,343.22	\$3,307,343.22	\$975,028.90	29.48%	\$975,028.90	29.48%		\$1,905,947.88	57.63%	\$1,905,947.88	57.63%
Fotteral Square - Interior Lighting Replacement	0%	\$561.75	\$525.00	\$0.00	\$0.00	0.00%	\$0.00	0.00%		\$0.00	0.00%	\$0.00	0.00%
Gifford Playground - Playground Renovation - Construction	100%	\$749,215.43	\$699,651.32	\$699,651.12	\$225,251.74	32.19%	\$225,251.74	32.19%		\$46,581.23	6.66%	\$46,581.23	6.66%
Gifford Playground - Playground Renovation - PGW Utility Relocation	100%	\$11,599.01	\$0.00	\$0.00	\$0.00	0.00%	\$0.00	0.00%		\$0.00	0.00%	\$0.00	0.00%
Gifford Playground - Drainage Improvement	100%	\$19,902.00	\$18,600.00	\$18,600.00	\$0.00	0.00%	\$0.00	0.00%		\$0.00	0.00%	\$0.00	0.00%
Gifford Playground - Sprayground Improvements	100%	\$51,119.25	\$47,775.00	\$47,775.00	\$0.00	0.00%	\$0.00	0.00%		\$0.00	0.00%	\$0.00	0.00%
Gifford Playground - Mini-Pitch Construction	95%	\$349,992.72	\$328,186.32	\$311,520.00	\$94,142.50	28.69%	\$94,142.50	30.22%		\$196,153.82	59.77%	\$179,487.50	57.82%
Frank Glavin Playground - Playground and Recreation Center Improvements	100%	\$2,600,331.60	\$2,459,864.24	\$2,459,864.24	\$1,575,246.74	64.04%	\$1,575,246.74	64.04%		\$418,508.00	17.01%	\$418,508.00	17.01%
Frank Glavin Playground - Glavin Furniture	0%	\$19,229.48	\$19,229.48	\$0.00	\$0.00	0.00%	\$0.00	0.00%		\$0.00	0.00%	\$0.00	0.00%
Frank Glavin Playground - Security Cameras	100%	\$42,215.22	\$42,215.22	\$42,215.22	\$0.00	0.00%	\$0.00	0.00%		\$0.00	0.00%	\$0.00	0.00%
Frank Glavin Playground - Fire Alarm and Evac Improv	0%	\$18,579.15	\$18,579.15	\$0.00	\$0.00	0.00%	\$0.00	0.00%		\$0.00	0.00%	\$0.00	0.00%
Hancock Playground - Playground Renovation - Construction	100%	\$1,244,996.97	\$1,163,548.57	\$1,163,548.57	\$220,720.00	18.97%	\$220,720.00	18.97%		\$260,052.58	22.35%	\$260,052.58	22.35%
Happy Hollow Recreation Center - Fire Alarms	100%	\$55,497.79	\$55,497.79	\$55,497.79	\$0.00	0.00%	\$0.00	0.00%		\$0.00	0.00%	\$0.00	0.00%
Happy Hollow Recreation Center - Phase 1 Envrion	0%	\$9,478.00	\$9,478.00	\$0.00	\$9,478.00	100.00%	\$0.00	0.00%		\$0.00	0.00%	\$0.00	0.00%
Heitzman Recreation Center - Playground and Recreation Center Improvements	99%	\$3,826,119.90	\$3,814,003.57	\$3,781,647.39	\$1,490,430.84	39.08%	\$1,485,086.84	39.27%		\$777,688.90	20.39%	\$777,688.90	20.56%
Heitzman Recreation Center - Sanitary Drains	0%	\$6,045.50	\$5,650.00	\$0.00	\$0.00	0.00%	\$0.00	0.00%		\$5,650.00	100.00%	\$0.00	0.00%
Heitzman Recreation Center - Winterization	0%	\$4,374.00	\$4,374.00	\$0.00	\$0.00	0.00%	\$0.00	0.00%		\$0.00	0.00%	\$0.00	0.00%
Heitzman Recreation Center - Volleyball Net	0%	\$18,927.71	\$0.00	\$0.00	\$0.00	0.00%	\$0.00	0.00%		\$0.00	0.00%	\$0.00	0.00%
Rivera Recreation Center - Site and Recreation Center Improvements - Construction	85%	\$15,349,845.08	\$15,349,845.08	\$12,973,023.96	\$5,294,512.33	34.49%	\$5,260,251.94	40.55%		\$2,223,469.68	14.49%	\$1,798,250.93	13.86%
Rivera Recreation Center - Cameras	0%	\$63,513.10	\$63,513.10	\$0.00	\$0.00	0.00%	\$0.00	0.00%		\$0.00	0.00%	\$0.00	0.00%
Martin Luther King Jr. Recreation Center - Sidewalk Replacement	100%	\$126,272.22	\$30,571.82	\$30,571.82	\$0.00	0.00%	\$0.00	0.00%		\$0.00	0.00%	\$0.00	0.00%
Martin Luther King Jr. Recreation Center - Roof Replacement - Construction	100%	\$1,549,360.00	\$1,448,000.00	\$1,448,000.00	\$439,065.35	30.32%	\$439,065.35	30.32%		\$953,134.65	65.82%	\$953,134.65	65.82%
Martin Luther King Jr. Recreation Center - Fit Lot	100%	\$127,675.70	\$25,269.00	\$25,269.00	\$0.00	0.00%	\$0.00	0.00%		\$0.00	0.00%	\$0.00	0.00%
Kingsessing Recreation Center - Sidewalks	100%	\$178,735.23	\$0.00	\$0.00	\$0.00	0.00%	\$0.00	0.00%		\$0.00	0.00%	\$0.00	0.00%
Kingsessing Recreation Center - Bid Package 2 -- Interior and Site	24%	\$19,145,322.00	\$18,967,106.26	\$4,615,399.13	\$5,020,185.00	26.47%	\$753,483.15	16.33%		\$5,804,168.00	30.60%	\$2,633,470.28	57.06%
Kingsessing Recreation Center - Bid Package 1 -- Exterior Building Envelope	85%	\$7,977,350.44	\$7,835,151.68	\$6,616,714.27	\$1,168,214.00	14.91%	\$1,000,550.30	15.12%		\$3,164,496.78	40.39%	\$2,678,378.66	40.48%
Kingsessing Recreation Center - PRA CM	0%	\$213,426.23	\$213,426.23	\$0.00	\$0.00	0.00%	\$0.00	0.00%		\$0.00	0.00%	\$0.00	0.00%
Kingsessing Recreation Center - Project CMS	0%	\$463,360.92	\$463,360.92	\$0.00	\$0.00	0.00%	\$0.00	0.00%		\$0.00	0.00%	\$0.00	0.00%
Kingsessing Recreation Center - Scaffolding	27%	\$153,768.89	\$133,775.00	\$31,995.00	\$0.00	0.00%	\$0.00	0.00%		\$133,775.00	100.00%	\$31,995.00	100.00%
Kingsessing Recreation Center - Splashpads	100%	\$46,694.52	\$0.00	\$0.00	\$0.00	0.00%	\$0.00	0.00%		\$0.00	0.00%	\$0.00	0.00%
Kingsessing Recreation Center - Sanitary Drains	0%	\$3,745.00	\$3,500.00	\$0.00	\$0.00	0.00%	\$0.00	0.00%		\$3,500.00	100.00%	\$0.00	0.00%

Construction					MBE Rebuild Goals 25-30%				WBE Rebuild Goals 15-20%			
Project	% Billed	Total Construction	Total For Profit Committed	Total Spend For Profit Spend	MBE Commitment \$	MBE Commitment %	MBE Spend \$	MBE Spend %	WBE Commitment \$	WBE Commitment %	WBE Spend \$	WBE Spend %
Kingessing Recreation Center - Asbestos Abatement	0%	\$157,238.28	\$157,238.28	\$0.00	\$0.00	0.00%	\$0.00	0.00%	\$157,238.28	100.00%	\$0.00	0.00%
Kingessing Recreation Center - Winterization	0%	\$5,130.00	\$5,130.00	\$0.00	\$0.00	0.00%	\$0.00	0.00%	\$0.00	0.00%	\$0.00	0.00%
Kingessing Recreation center - Art Installation	33%	\$10,956.00	\$10,956.00	\$3,652.00	\$0.00	0.00%	\$0.00	0.00%	\$0.00	0.00%	\$0.00	0.00%
Lawncrest Recreation Center - Site and Recreation Improvements	0%	\$20,357,506.18	\$20,177,506.18	\$3,250.00	\$4,811,279.00	23.84%	\$0.00	0.00%	\$4,810,050.00	22.85%	\$0.00	0.00%
Lawncrest Recreation Center - Boiler	100%	\$100,353.16	\$93,788.00	\$93,788.00	\$0.00	0.00%	\$0.00	0.00%	\$93,788.00	100.00%	\$93,788.00	100.00%
Lawncrest Recreation Center - Boiler Leak	0%	\$834.60	\$780.00	\$0.00	\$0.00	0.00%	\$0.00	0.00%	\$780.00	100.00%	\$0.00	0.00%
Miles Mack Playground - Site and Building - Construction	99%	\$2,533,751.38	\$2,239,612.84	\$2,239,612.84	\$776,895.00	34.69%	\$776,895.00	34.69%	\$629,773.43	28.12%	\$629,773.43	28.12%
McVeigh Recreation Center - Site and Recreation Center Improvements	0%	\$12,866,796.77	\$0.00	\$0.00	\$0.00	0.00%	\$0.00	0.00%	\$0.00	0.00%	\$0.00	0.00%
McVeigh Recreation Center - Phase 1A Abatement & Demo	0%	\$1,869,720.00	\$1,869,720.00	\$0.00	\$0.00	0.00%	\$0.00	0.00%	\$0.00	0.00%	\$0.00	0.00%
Moss Playground - Playground Sitework - Construction	100%	\$277,424.25	\$259,275.00	\$259,275.00	\$77,202.98	29.78%	\$77,202.98	29.78%	\$38,435.00	14.82%	\$38,435.00	14.82%
Moss Playground - Sidewalk Replacement	100%	\$113,097.29	\$4,338.00	\$4,338.00	\$0.00	0.00%	\$0.00	0.00%	\$0.00	0.00%	\$0.00	0.00%
Moss Playground - Interior/Exterior Upgrades	100%	\$69,348.69	\$7,755.00	\$7,755.00	\$0.00	0.00%	\$0.00	0.00%	\$0.00	0.00%	\$0.00	0.00%
Murphy Recreation Center - Building & Site Improvements - Construction	88%	\$6,460,744.80	\$6,216,732.76	\$5,459,063.50	\$1,756,760.92	28.26%	\$1,495,363.84	27.39%	\$898,037.31	14.45%	\$620,755.63	11.37%
Murphy Recreation Center - Camera System Improvements	0%	\$84,498.19	\$84,498.19	\$0.00	\$0.00	0.00%	\$0.00	0.00%	\$0.00	0.00%	\$0.00	0.00%
Francis J. Myers Recreation Center - Site and Building Improvements	0%	\$23,150,808.76	\$22,836,581.03	\$0.00	\$7,530,415.00	32.98%	\$0.00	0.00%	\$2,568,419.61	11.25%	\$0.00	0.00%
Francis J. Myers Recreation Center - Mini Pitch Construction	100%	\$66,863.91	\$48,000.00	\$48,000.00	\$0.00	0.00%	\$0.00	0.00%	\$0.00	0.00%	\$0.00	0.00%
Francis J. Myers Recreation Center - Court Improvements	100%	\$210,790.94	\$210,790.94	\$210,790.94	\$19,905.68	9.44%	\$19,905.68	9.44%	\$77,204.46	36.63%	\$77,204.46	36.63%
Francis J. Myers Recreation Center - Inlet Clearing	100%	\$12,975.00	\$12,975.00	\$12,975.00	\$0.00	0.00%	\$0.00	0.00%	\$0.00	0.00%	\$0.00	0.00%
Francis J. Myers Recreation Center - Exploratory Demo	0%	\$35,799.84	\$0.00	\$0.00	\$0.00	0.00%	\$0.00	0.00%	\$0.00	0.00%	\$0.00	0.00%
Francis J. Myers Recreation Center - Air Monitoring	0%	\$42,515.00	\$42,515.00	\$0.00	\$42,515.00	100.00%	\$0.00	0.00%	\$0.00	0.00%	\$0.00	0.00%
Frances J. Myers Recreation Center - Winterization	0%	\$5,130.00	\$0.00	\$0.00	\$0.00	0.00%	\$0.00	0.00%	\$0.00	0.00%	\$0.00	0.00%
Nelson Playground - Roof Replacement	100%	\$190,564.06	\$178,097.25	\$178,097.25	\$45,000.00	25.27%	\$45,000.00	25.27%	\$133,097.25	74.73%	\$133,097.25	74.73%
Nelson Playground - Recreation Center Upgrades & Addition - Construction	100%	\$1,468,054.72	\$1,372,013.75	\$1,367,642.75	\$481,540.00	35.10%	\$479,924.00	35.09%	\$127,646.40	9.30%	\$124,891.40	9.13%
Nelson Playground - Fire Alarms	35%	\$68,597.12	\$68,597.12	\$24,041.65	\$0.00	0.00%	\$0.00	0.00%	\$0.00	0.00%	\$0.00	0.00%
Nelson Playground - Mural Arts	100%	\$25,000.00	\$0.00	\$0.00	\$0.00	0.00%	\$0.00	0.00%	\$0.00	0.00%	\$0.00	0.00%
Olney Recreation Center - Site and Recreation Center Improvements	17%	\$21,426,075.83	\$19,308,044.12	\$3,556,370.90	\$6,009,930.34	31.13%	\$713,271.19	20.06%	\$4,466,856.57	23.13%	\$270,188.78	7.60%
Al Pearlman Sports Complex - Construction	66%	\$1,222,856.72	\$1,146,666.27	\$758,722.50	\$535,300.00	46.88%	\$502,530.00	66.23%	\$447,775.00	39.05%	\$256,192.50	33.77%
Piccoli Playground - Site and Building Improvements	0%	\$3,129,571.00	\$1,109,500.00	\$0.00	\$330,100.00	29.75%	\$0.00	0.00%	\$745,050.00	67.15%	\$0.00	0.00%
Pleasant Hill Park - Topo Survey	0%	\$8,700.00	\$8,700.00	\$0.00	\$0.00	0.00%	\$0.00	0.00%	\$0.00	0.00%	\$0.00	0.00%
Powers Park - Site Improvements - Furnishings, Storage Shed	100%	\$277,786.84	\$277,786.84	\$277,786.84	\$0.00	0.00%	\$0.00	0.00%	\$41,461.84	14.93%	\$41,461.84	14.93%
Pelbano Recreation Center - Roof - Construction	100%	\$1,631,871.98	\$1,525,114.00	\$1,525,114.00	\$396,077.92	25.97%	\$396,077.92	25.97%	\$370,784.89	24.31%	\$370,784.89	24.31%
Pelbano Recreation Center - Playground Construction	0%	\$1,199,068.36	\$1,127,318.36	\$0.00	\$308,000.00	27.32%	\$0.00	0.00%	\$565,550.00	50.17%	\$0.00	0.00%
Pelbano Recreation Center - Roof Drain	0%	\$46,776.47	\$13,000.00	\$0.00	\$0.00	0.00%	\$0.00	0.00%	\$13,000.00	100.00%	\$0.00	0.00%
Pelbano Playground Center - Art Installation	0%	\$21,793.00	\$21,793.00	\$0.00	\$0.00	0.00%	\$0.00	0.00%	\$0.00	0.00%	\$0.00	0.00%
Shepard Recreation Center - Site and Recreation Center Improvements	0%	\$14,820,928.98	\$12,661,904.75	\$49,750.25	\$4,122,039.00	32.55%	\$0.00	0.00%	\$1,653,000.00	13.05%	\$0.00	0.00%
Trenton & Auburn Playground - Demolition	100%	\$71,926.00	\$71,926.00	\$71,926.00	\$0.00	0.00%	\$0.00	0.00%	\$0.00	0.00%	\$0.00	0.00%
Vare Recreation Center - Site and Recreation Center Improvements	65%	\$18,683,112.69	\$17,622,582.06	\$12,106,115.94	\$6,375,921.26	36.18%	\$3,510,118.95	28.99%	\$3,130,489.00	17.76%	\$2,870,999.25	23.72%
Vare Recreation Center - Field Lighting	0%	\$277,341.84	\$277,341.84	\$0.00	\$0.00	0.00%	\$0.00	0.00%	\$0.00	0.00%	\$0.00	0.00%
Vernon Park - Sidewalk Replacement	100%	\$61,471.29	\$0.00	\$0.00	\$0.00	0.00%	\$0.00	0.00%	\$0.00	0.00%	\$0.00	0.00%
Vernon Park - Site Improvements - Construction	91%	\$468,660.00	\$438,000.00	\$400,739.78	\$145,000.00	33.11%	\$134,557.50	33.58%	\$228,069.00	52.07%	\$201,251.28	50.22%
Vernon Park - Vernon Loo	100%	\$183,569.20	\$171,560.00	\$171,560.00	\$0.00	0.00%	\$0.00	0.00%	\$0.00	0.00%	\$0.00	0.00%
Vernon Park - Portland Loo Installation	0%	\$310,642.96	\$168,500.00	\$0.00	\$0.00	0.00%	\$0.00	0.00%	\$168,500.00	100.00%	\$0.00	0.00%
Vogt Recreation Center - Pool Filters	0%	\$99,330.00	\$99,330.00	\$0.00	\$0.00	0.00%	\$0.00	0.00%	\$0.00	0.00%	\$0.00	0.00%
West Mill Creek Playground - Retaining Wall	0%	\$360.00	\$0.00	\$0.00	\$0.00	0.00%	\$0.00	0.00%	\$0.00	0.00%	\$0.00	0.00%
West Mill Creek Playground - BB Improvements	0%	\$677,767.56	\$677,767.56	\$0.00	\$0.00	0.00%	\$0.00	0.00%	\$0.00	0.00%	\$0.00	0.00%
West Mill Creek Playground - Site Lighting & Security	0%	\$76,814.61	\$76,814.61	\$0.00	\$0.00	0.00%	\$0.00	0.00%	\$0.00	0.00%	\$0.00	0.00%
Ziehler Playground - Site Improvements - Construction	75%	\$6,729,143.04	\$6,326,629.25	\$4,685,782.25	\$1,368,820.36	21.64%	\$1,354,506.36	28.91%	\$1,189,900.58	18.81%	\$1,189,900.58	25.39%
Ziehler Playground - Canopy Removal	100%	\$36,735.84	\$5,888.00	\$5,888.00	\$0.00	0.00%	\$0.00	0.00%	\$0.00	0.00%	\$0.00	0.00%
Ziehler Playground - Fencing	99%	\$18,859.62	\$0.00	\$0.00	\$0.00	0.00%	\$0.00	0.00%	\$0.00	0.00%	\$0.00	0.00%
Ziehler Playground - Asbestos Abatement	0%	\$63,803.60	\$63,803.60	\$0.00	\$0.00	0.00%	\$0.00	0.00%	\$0.00	0.00%	\$0.00	0.00%
Parkside Fields Game - Chamonix Playing Field - Phase 1 ESA	0%	\$15,825.50	\$15,825.50	\$0.00	\$0.00	0.00%	\$0.00	0.00%	\$0.00	0.00%	\$0.00	0.00%
Parkside Fields Practice - Site Improvements - Soccer Field, Fencing, Practice Field - Construction	100%	\$540,146.70	\$504,810.50	\$504,810.50	\$123,750.00	24.51%	\$123,750.00	24.51%	\$381,060.50	75.49%	\$381,060.50	75.49%
Parkside Fields Practice - Curbside Clean Up	100%	\$13,910.00	\$13,000.00	\$13,000.00	\$13,000.00	100.00%	\$13,000.00	100.00%	\$0.00	0.00%	\$0.00	0.00%
Johnny Sample (Cobbs Creek) Park & Recreation Center - Site and Recreation Center Improvements	3%	\$12,180,197.12	\$11,605,943.05	\$403,788.70	\$3,294,130.74	28.38%	\$175,292.10	43.41%	\$2,374,664.33	20.46%	\$0.00	0.00%

Construction					MBE Rebuild Goals 25-30%				WBE Rebuild Goals 15-20%			
Project	% Billed	Total Construction	Total For Profit Committed	Total Spend For Profit Spend	MBE Commitment \$	MBE Commitment %	MBE Spend \$	MBE Spend %	WBE Commitment \$	WBE Commitment %	WBE Spend \$	WBE Spend %
Johnny Sample (Cobbs Creek) Park & Recreation Center - Pipe Construction	100%	\$71,631.49	\$39,689.00	\$39,689.00	\$0.00	0.00%	\$0.00	0.00%	\$24,989.00	62.96%	\$24,989.00	62.96%
Johnny Sample (Cobbs Creek) Park & Recreation Center - Art Installation (PFA)	33%	\$11,220.00	\$11,220.00	\$3,740.00	\$0.00	0.00%	\$0.00	0.00%	\$0.00	0.00%	\$0.00	0.00%
Cecil B. Moore Recreation Center - Site and Recreation Center Improvements	0%	\$16,904,717.69	\$9,166,827.00	\$0.00	\$4,052,745.00	44.21%	\$0.00	0.00%	\$1,734,500.00	18.92%	\$0.00	0.00%
Cecil B. Moore Recreation Center - Lead Remediation Asbestos Abatement	95%	\$24,820.58	\$24,820.58	\$23,665.55	\$0.00	0.00%	\$0.00	0.00%	\$0.00	0.00%	\$0.00	0.00%
Cobbs Creek Environmental Center - Site and Building Improvements	92%	\$1,129,602.88	\$966,903.07	\$872,850.48	\$209,674.07	21.69%	\$186,080.78	21.32%	\$193,692.00	20.03%	\$171,567.32	19.66%
Cobbs Creek Environmental Center - Playground Design	6%	\$3,500.00	\$0.00	\$0.00	\$0.00	0.00%	\$0.00	0.00%	\$0.00	0.00%	\$0.00	0.00%
Cobbs Creek Environmental Center - Playground Construction	100%	\$1,502,607.42	\$1,404,306.00	\$1,404,306.00	\$537,526.30	38.28%	\$537,526.30	38.28%	\$128,616.46	9.16%	\$128,616.46	9.16%
Blanche A. Nixon Library - Site and Library Improvements	12%	\$6,896,092.00	\$6,407,666.33	\$800,076.00	\$1,438,939.00	22.46%	\$109,931.60	13.74%	\$2,094,751.98	32.69%	\$328,206.50	41.02%
Blanche A. Nixon Library - Move Coordinator	57%	\$64,117.06	\$61,221.02	\$34,372.00	\$0.00	0.00%	\$0.00	0.00%	\$37,562.00	61.35%	\$26,874.00	78.19%
Cecil B. Moore Library - Sidewalks	100%	\$35,333.34	\$2,400.00	\$2,400.00	\$0.00	0.00%	\$0.00	0.00%	\$0.00	0.00%	\$0.00	0.00%
Cecil B. Moore Library - Move Coordination	0%	\$54,527.20	\$50,960.00	\$0.00	\$0.00	0.00%	\$0.00	0.00%	\$0.00	0.00%	\$0.00	0.00%
Kingessing Library - Renovations & Improvements	61%	\$8,180,127.63	\$7,693,628.96	\$4,551,371.99	\$957,869.69	12.45%	\$363,465.63	7.99%	\$2,692,591.90	35.00%	\$2,233,088.77	49.06%
Kingessing Library - Library Roof	90%	\$29,692.50	\$27,750.00	\$24,975.00	\$0.00	0.00%	\$0.00	0.00%	\$27,750.00	100.00%	\$24,975.00	100.00%
Kingessing Library - Move Coordinator	40%	\$74,834.48	\$71,705.20	\$28,087.00	\$0.00	0.00%	\$0.00	0.00%	\$26,692.00	37.22%	\$19,392.00	69.04%
Kingessing Library - Special Inspections	0%	\$20,500.00	\$20,500.00	\$0.00	\$20,500.00	100.00%	\$0.00	0.00%	\$0.00	0.00%	\$0.00	0.00%
Kingessing Library - Garden Item Removal	0%	\$32,342.14	\$2,500.00	\$0.00	\$0.00	0.00%	\$0.00	0.00%	\$0.00	0.00%	\$0.00	0.00%
Kingessing Library - Graffiti Removal	0%	\$3,900.00	\$3,900.00	\$0.00	\$0.00	0.00%	\$0.00	0.00%	\$0.00	0.00%	\$0.00	0.00%
Lawncrest Library - Library Renovation	6%	\$3,681,099.95	\$3,502,179.88	\$195,096.88	\$1,134,204.94	32.39%	\$98,966.88	50.73%	\$1,128,059.87	32.21%	\$25,969.00	13.31%
Lawncrest Library - Move Coordinator	55%	\$60,879.38	\$58,237.35	\$31,204.00	\$0.00	0.00%	\$0.00	0.00%	\$37,892.00	65.06%	\$27,204.00	87.18%
McPherson Square Library - Roof and Sanitary Drains	100%	\$12,198.00	\$11,400.00	\$11,400.00	\$0.00	0.00%	\$0.00	0.00%	\$11,400.00	100.00%	\$11,400.00	100.00%
McPherson Square Library - Gutter and Drainspouts	0%	\$22,994.40	\$0.00	\$0.00	\$0.00	0.00%	\$0.00	0.00%	\$0.00	0.00%	\$0.00	0.00%
McPherson Square Library - Roof Investigation	0%	\$8,856.00	\$8,856.00	\$0.00	\$0.00	0.00%	\$0.00	0.00%	\$8,856.00	100.00%	\$0.00	0.00%
McPherson Square Library - Site & Storm Water Scoping	0%	\$24,171.30	\$22,590.00	\$0.00	\$0.00	0.00%	\$0.00	0.00%	\$0.00	0.00%	\$0.00	0.00%
McPherson Square Library - Roof Renovation	0%	\$2,150,000.00	\$2,150,000.00	\$0.00	\$2,150,000.00	100.00%	\$0.00	0.00%	\$0.00	0.00%	\$0.00	0.00%
Nicetown-Tioga Library - Interior Painting	100%	\$16,243.08	\$0.00	\$0.00	\$0.00	0.00%	\$0.00	0.00%	\$0.00	0.00%	\$0.00	0.00%
Paschalville Library - Library Renovation	21%	\$13,256,854.01	\$10,743,735.91	\$2,760,264.22	\$4,355,645.10	40.54%	\$1,147,204.85	41.56%	\$1,659,785.37	15.45%	\$324,820.94	11.77%
Paschalville Library - Abatement	0%	\$49,741.82	\$49,741.82	\$0.00	\$0.00	0.00%	\$0.00	0.00%	\$0.00	0.00%	\$0.00	0.00%
Richmond Library - Roof Replacement	0%	\$1,999,602.95	\$1,880,680.09	\$0.00	\$1,090,192.00	57.97%	\$0.00	0.00%	\$206,142.00	10.96%	\$0.00	0.00%
Richmond Library - Roof Drains	0%	\$3,424.00	\$3,200.00	\$0.00	\$0.00	0.00%	\$0.00	0.00%	\$3,200.00	100.00%	\$0.00	0.00%
West Oak Lane Library - Roof Replacement	98%	\$635,833.06	\$594,236.50	\$583,343.74	\$0.00	0.00%	\$0.00	0.00%	\$0.00	0.00%	\$0.00	0.00%
Wynnefield Library - Courtyard	0%	\$602,743.05	\$566,681.50	\$0.00	\$515,165.00	90.91%	\$0.00	0.00%	\$0.00	0.00%	\$0.00	0.00%
Professional Services - TransAmerican	11%	\$155,411.36	\$155,411.36	\$17,321.12	\$0.00	0.00%	\$0.00	0.00%	\$0.00	0.00%	\$0.00	0.00%
Professional Services - Class 200,300,400 Purchases	0%	\$1,290.00	\$1,290.00	\$0.00	\$0.00	0.00%	\$0.00	0.00%	\$0.00	0.00%	\$0.00	0.00%
Total		\$313,657,127.63	\$274,427,382.03	\$99,569,002.95	\$84,150,773.53	30.66%	\$29,630,461.66	29.76%	\$58,159,925.17	21.19%	\$24,724,797.17	24.83%

REBUILD CONTRACT PARTICIPATION

As of 4/1/2025 ("INHERITED" PROJECTS, CONTRACTS, AND WORK ORDERS)

Professional Services					MBE Rebuild Goals 25-30%					WBE Rebuild Goals 15-20%			
Project	% Billed	Total Professional Services	Total For Profit Committed	Total Spend For Profit Spend	MBE Commitment \$	MBE Commitment %	MBE Spend \$	MBE Spend %		WBE Commitment \$	WBE Commitment %	WBE Spend \$	WBE Spend %
8th & Diamond - Lead Paint Survey	100%	\$1,092.00	\$1,092.00	\$1,092.00	\$0.00	0.00%	\$0.00	0.00%		\$250.80	22.97%	\$250.80	22.97%
Athletic Recreation Center - Environmental Phase 1 Report	100%	\$14,458.00	\$14,458.00	\$14,458.00	\$0.00	0.00%	\$0.00	0.00%		\$8,761.00	60.60%	\$8,761.00	60.60%
Barrett Playground - Environmental Phase 1 Report	100%	\$6,478.00	\$6,478.00	\$6,475.50	\$0.00	0.00%	\$0.00	0.00%		\$4,195.50	64.77%	\$4,195.50	64.79%
Cherashore Playground - Environmental Phase 1 Report	100%	\$13,047.00	\$13,047.00	\$13,047.00	\$0.00	0.00%	\$0.00	0.00%		\$11,122.00	85.25%	\$11,122.00	85.25%
Conchockink Recreation Center - Environmental Phase 1 Report	100%	\$13,547.50	\$13,547.50	\$13,544.20	\$0.00	0.00%	\$0.00	0.00%		\$11,052.50	81.58%	\$11,049.20	81.58%
Disston Recreation Center - Playground & Site Renovation - Design	100%	\$48,005.00	\$48,005.00	\$48,005.00	\$10,115.00	21.07%	\$10,115.00	21.07%		\$5,890.00	12.27%	\$5,890.00	12.27%
East Poplar Playground - Playground Renovation - Design	90%	\$128,125.00	\$128,125.00	\$115,494.75	\$52,132.50	40.69%	\$46,025.00	39.85%		\$75,992.50	59.31%	\$69,469.75	60.15%
Fishtown Recreation Center - Pool - Design	91%	\$26,207.00	\$26,207.00	\$23,881.00	\$6,900.00	26.33%	\$5,534.00	23.17%		\$8,625.00	32.91%	\$8,625.00	36.12%
Gifford Playground - Playground Renovation - Design&CA	93%	\$8,950.00	\$8,950.00	\$8,325.00	\$0.00	0.00%	\$0.00	0.00%		\$0.00	0.00%	\$0.00	0.00%
Frank Glavin Playground - Environmental Phase 1 Report	100%	\$6,478.00	\$6,478.00	\$6,478.00	\$0.00	0.00%	\$0.00	0.00%		\$6,028.00	93.05%	\$6,028.00	93.05%
Hancock Playground - Playground Renovation - Design	100%	\$15,900.00	\$15,900.00	\$15,900.00	\$500.00	3.14%	\$500.00	3.14%		\$15,400.00	96.86%	\$15,400.00	96.86%
Hancock Playground - Playground Renovation - Design	100%	\$67,633.00	\$67,633.00	\$67,632.50	\$15,200.00	22.47%	\$15,200.00	22.47%		\$52,433.00	77.53%	\$52,432.50	77.53%
Heltzman Recreation Center - Environmental Phase 1 Report	98%	\$7,110.50	\$7,110.50	\$6,991.25	\$0.00	0.00%	\$0.00	0.00%		\$2,783.75	39.15%	\$2,664.50	38.11%
Heltzman Recreation Center - Additional Soil Sampling	100%	\$12,752.00	\$12,752.00	\$12,735.90	\$0.00	0.00%	\$0.00	0.00%		\$11,834.00	92.80%	\$11,817.90	92.79%
Rivera Recreation Center - Site and Recreation Center Improvements - Design	87%	\$199,839.10	\$199,839.10	\$174,186.98	\$65,504.50	32.78%	\$60,264.14	34.60%		\$75,743.24	37.90%	\$75,743.24	43.48%
Rivera Recreation Center - Environmental Phase 1 Report	100%	\$10,383.00	\$10,383.00	\$10,350.50	\$0.00	0.00%	\$0.00	0.00%		\$5,535.50	53.31%	\$5,535.50	53.48%
Kingessing Recreation Center - Environmental Phase 1 Report	100%	\$5,913.25	\$5,913.25	\$5,913.25	\$0.00	0.00%	\$0.00	0.00%		\$3,545.75	59.96%	\$3,545.75	59.96%
Lawncrest Recreation Center - Lead Remediation Asbestos Abatement	66%	\$21,559.20	\$21,559.20	\$14,172.03	\$0.00	0.00%	\$0.00	0.00%		\$0.00	0.00%	\$0.00	0.00%
Lawncrest Recreation Center - Environmental Phase 1 Report	100%	\$5,908.37	\$5,908.37	\$5,908.37	\$0.00	0.00%	\$0.00	0.00%		\$3,410.13	57.72%	\$3,410.13	57.72%
Miles Mack Playground - Site Upgrades- Playground & Sprayground Replacement - Design	100%	\$88,236.19	\$88,236.19	\$88,236.19	\$15,680.00	17.77%	\$15,680.00	17.77%		\$20,000.00	22.67%	\$20,000.00	22.67%
Miles Mack Playground - Environmental - Building Hazmat Survey	100%	\$9,735.00	\$9,735.00	\$9,735.00	\$0.00	0.00%	\$0.00	0.00%		\$2,696.25	27.70%	\$2,696.25	27.70%
McVeigh Recreation Center - Environmental Phase 1 Report	100%	\$15,478.00	\$15,478.00	\$15,478.00	\$0.00	0.00%	\$0.00	0.00%		\$14,803.00	95.64%	\$14,803.00	95.64%
Moss Playground - Playground Sitework - Design	100%	\$6,860.00	\$6,860.00	\$6,860.00	\$0.00	0.00%	\$0.00	0.00%		\$0.00	0.00%	\$0.00	0.00%
Murphy Recreation Center - Building and Site Improvements - Assessment	100%	\$19,997.84	\$19,997.84	\$19,997.84	\$9,500.00	47.51%	\$9,500.00	47.51%		\$0.00	0.00%	\$0.00	0.00%
Murphy Recreation Center - Hazmat Survey	100%	\$4,138.00	\$4,138.00	\$4,138.00	\$0.00	0.00%	\$0.00	0.00%		\$753.10	18.20%	\$753.00	18.20%
Francis J. Myers Recreation Center - Phase I Environmental Site Assessment	97%	\$17,832.00	\$17,832.00	\$17,318.50	\$0.00	0.00%	\$0.00	0.00%		\$0.00	0.00%	\$0.00	0.00%
Nelson Playground - Environmental - Building Hazmat Survey	56%	\$3,278.00	\$3,278.00	\$1,831.40	\$0.00	0.00%	\$0.00	0.00%		\$0.00	0.00%	\$0.00	0.00%
Olney Recreation Center - Environmental Phase 1 Report	100%	\$8,689.00	\$8,689.00	\$8,689.00	\$0.00	0.00%	\$0.00	0.00%		\$0.00	0.00%	\$0.00	0.00%
Piccoli Playground - Environmental Phase 1 Report	100%	\$13,011.50	\$13,011.50	\$13,011.50	\$0.00	0.00%	\$0.00	0.00%		\$7,484.50	57.52%	\$7,484.50	57.52%
Shepard Recreation Center - Environmental Phase 1 Report	100%	\$15,879.00	\$15,879.00	\$15,869.10	\$0.00	0.00%	\$0.00	0.00%		\$11,979.00	75.44%	\$11,969.10	75.42%
Trenton & Auburn Playground - Phase 2 Environmental	79%	\$29,033.00	\$29,033.00	\$22,975.00	\$0.00	0.00%	\$0.00	0.00%		\$21,331.90	73.47%	\$15,273.90	66.48%
Vare Recreation Center - Environmental Phase 1 Report	100%	\$8,689.00	\$8,689.00	\$8,680.00	\$0.00	0.00%	\$0.00	0.00%		\$8,239.00	94.82%	\$8,230.00	94.82%
Zehler Playground - Site Improvements - Survey	100%	\$21,415.00	\$21,415.00	\$21,415.00	\$20,700.00	96.66%	\$20,700.00	96.66%		\$715.00	3.34%	\$715.00	3.34%
Parkside Fields Game - Track and Field Complex - Preliminary Design	100%	\$68,061.00	\$68,061.00	\$68,061.00	\$0.00	0.00%	\$0.00	0.00%		\$16,274.24	23.91%	\$16,274.24	23.91%
Parkside Fields Practice - Site Improvements- Soccer Field, Fencing, Practice Field - Design	100%	\$11,740.00	\$11,740.00	\$11,740.00	\$0.00	0.00%	\$0.00	0.00%		\$0.00	0.00%	\$0.00	0.00%
Cecil B. Moore Recreation Center - Environmental Phase 1 Report	100%	\$8,689.00	\$8,689.00	\$8,689.00	\$0.00	0.00%	\$0.00	0.00%		\$8,314.75	95.69%	\$8,314.75	95.69%
Blanche A. Nixon Library - FL Phasel ESA	100%	\$12,318.00	\$12,318.00	\$12,318.00	\$0.00	0.00%	\$0.00	0.00%		\$8,473.00	68.79%	\$8,473.00	68.79%
Cecil B. Moore Library - FL Phasel ESA	100%	\$8,316.00	\$8,316.00	\$8,316.00	\$0.00	0.00%	\$0.00	0.00%		\$0.00	0.00%	\$0.00	0.00%
Kingessing Library - Environmental Phase 1 Report	100%	\$5,913.25	\$5,913.25	\$5,913.25	\$0.00	0.00%	\$0.00	0.00%		\$3,545.75	59.96%	\$3,545.75	59.96%
Lawncrest Library - Environmental Phase 1 Report	100%	\$5,908.38	\$5,908.38	\$5,908.38	\$0.00	0.00%	\$0.00	0.00%		\$3,664.12	62.02%	\$3,664.12	62.02%
McPherson Square Library - Environmental Phase 1 Report	100%	\$7,110.50	\$7,110.50	\$7,110.50	\$0.00	0.00%	\$0.00	0.00%		\$4,015.50	56.47%	\$4,015.50	56.47%
Nicotown--Tioga Library - Roof Scan	100%	\$2,109.00	\$2,109.00	\$2,109.00	\$0.00	0.00%	\$0.00	0.00%		\$0.00	0.00%	\$0.00	0.00%
Paschalville Library - Environmental Phase 1 Report	100%	\$10,515.40	\$10,515.40	\$10,515.40	\$0.00	0.00%	\$0.00	0.00%		\$4,177.40	39.73%	\$4,177.40	39.73%
Richmond Library - FL Phasel ESA	100%	\$12,384.00	\$12,384.00	\$12,384.00	\$0.00	0.00%	\$0.00	0.00%		\$0.00	0.00%	\$0.00	0.00%
West Oak Lane Library - FL Phasel ESA	100%	\$8,547.00	\$8,547.00	\$8,547.00	\$0.00	0.00%	\$0.00	0.00%		\$0.00	0.00%	\$0.00	0.00%
Professional Services - OEO Support - B2G - AskReply	100%	\$8,955.00	\$8,955.00	\$8,955.00	\$0.00	0.00%	\$0.00	0.00%		\$0.00	0.00%	\$0.00	0.00%
Professional Services - Translation Services - Geneva Worldwide	100%	\$224.40	\$224.40	\$224.40	\$0.00	0.00%	\$0.00	0.00%		\$0.00	0.00%	\$0.00	0.00%
Professional Services - Dell Laptop - Dell	100%	\$7,482.00	\$0.00	\$0.00	\$0.00	0.00%	\$0.00	0.00%		\$0.00	0.00%	\$0.00	0.00%
Professional Services - Bond Counsel - Cozen O'Connor	44%	\$150,000.00	\$150,000.00	\$66,534.57	\$0.00	0.00%	\$0.00	0.00%		\$0.00	0.00%	\$0.00	0.00%



Professional Services					MBE Rebuild Goals 25-30%				WBE Rebuild Goals 15-20%			
Project	% Billed	Total Professional Services	Total For Profit Committed	Total Spend For Profit Spend	MBE Commitment \$	MBE Commitment %	MBE Spend \$	MBE Spend %	WBE Commitment \$	WBE Commitment %	WBE Spend \$	WBE Spend %
Professional Services - Epson VS250 Projector - CDW-G	100%	\$10,444.15	\$0.00	\$0.00	\$0.00	0.00%	\$0.00	0.00%	\$0.00	0.00%	\$0.00	0.00%
Professional Services - PM Council - Hill International	100%	\$88,497.00	\$88,497.00	\$88,497.00	\$18,154.50	20.51%	\$18,154.50	20.51%	\$17,252.50	19.50%	\$17,252.50	19.50%
Professional Services - Investment Manager - StoneRidge PMG Advisors	51%	\$400,000.00	\$400,000.00	\$205,961.81	\$0.00	0.00%	\$0.00	0.00%	\$0.00	0.00%	\$0.00	0.00%
Professional Services - On Call Planning - WSP USA	100%	\$8,750.29	\$8,750.29	\$8,750.29	\$8,238.36	94.15%	\$8,238.36	94.15%	\$0.00	0.00%	\$0.00	0.00%
Professional Services - Translation Services - Globo Language Solutions	100%	\$2,135.98	\$2,135.98	\$2,135.98	\$2,135.98	100.00%	\$2,135.98	100.00%	\$0.00	0.00%	\$0.00	0.00%
Professional Services - Staples Collateral - Staples	0%	\$5,924.44	\$5,924.44	\$0.00	\$0.00	0.00%	\$0.00	0.00%	\$0.00	0.00%	\$0.00	0.00%
Professional Services - Triplex Support - US Facilities	100%	\$5,094.09	\$0.00	\$0.00	\$0.00	0.00%	\$0.00	0.00%	\$0.00	0.00%	\$0.00	0.00%
Professional Services - Adobe SW - EnPointe-PCM	100%	\$1,941.98	\$0.00	\$0.00	\$0.00	0.00%	\$0.00	0.00%	\$0.00	0.00%	\$0.00	0.00%
Professional Services - Copier Maintenance - Xerox	67%	\$24,950.02	\$0.00	\$0.00	\$0.00	0.00%	\$0.00	0.00%	\$0.00	0.00%	\$0.00	0.00%
Total		\$1,751,668.33	\$1,701,756.09	\$1,361,496.34	\$224,760.84	13.21%	\$212,046.98	15.57%	\$456,321.68	26.81%	\$443,582.78	32.58%

Construction					MBE Rebuild Goals 25-30%				WBE Rebuild Goals 15-20%			
Project	% Billed	Total Construction	Total For Profit Committed	Total Spend For Profit Spend	MBE Commitment \$	MBE Commitment %	MBE Spend \$	MBE Spend %	WBE Commitment \$	WBE Commitment %	WBE Spend \$	WBE Spend %
8th & Diamond Playground - Playground Replacement & Rec Center Addition	100%	\$296,803.65	\$296,803.65	\$296,803.65	\$79,033.00	26.63%	\$79,033.00	26.63%	\$47,158.18	15.89%	\$47,158.18	15.89%
8th & Diamond Playground - Lighting 1	99%	\$26,244.50	\$26,244.50	\$26,060.17	\$0.00	0.00%	\$0.00	0.00%	\$0.00	0.00%	\$0.00	0.00%
8th & Diamond Playground - Lighting 2	100%	\$1,016.66	\$1,016.66	\$1,016.66	\$0.00	0.00%	\$0.00	0.00%	\$0.00	0.00%	\$0.00	0.00%
Marian Anderson Recreation Center - Pool Pumps	100%	\$29,347.83	\$29,347.83	\$29,240.88	\$0.00	0.00%	\$0.00	0.00%	\$0.00	0.00%	\$0.00	0.00%
Athletic Recreation Center - Pool Pumps	100%	\$29,347.83	\$29,347.83	\$29,240.88	\$0.00	0.00%	\$0.00	0.00%	\$0.00	0.00%	\$0.00	0.00%
Belfield Recreation Center - Pool Pumps	100%	\$29,347.83	\$29,347.83	\$29,240.88	\$0.00	0.00%	\$0.00	0.00%	\$0.00	0.00%	\$0.00	0.00%
Capitolo Playground - Security Cameras	99%	\$37,269.50	\$37,269.50	\$37,054.00	\$0.00	0.00%	\$0.00	0.00%	\$0.00	0.00%	\$0.00	0.00%
Capitolo Playground - Fire Alarms	100%	\$52,473.79	\$52,473.79	\$52,473.79	\$0.00	0.00%	\$0.00	0.00%	\$0.00	0.00%	\$0.00	0.00%
Capitolo Playground - Basketball Courts Resurfacing	100%	\$198,003.57	\$198,003.57	\$198,003.57	\$0.00	0.00%	\$0.00	0.00%	\$57,648.64	29.11%	\$57,648.64	29.11%
Capitolo Playground - Fencing	100%	\$196,852.35	\$196,852.35	\$196,852.35	\$0.00	0.00%	\$0.00	0.00%	\$0.00	0.00%	\$0.00	0.00%
Carousel House - Pool Pumps	100%	\$29,347.83	\$29,347.83	\$29,240.88	\$0.00	0.00%	\$0.00	0.00%	\$0.00	0.00%	\$0.00	0.00%
Carroll Park - Lighting	100%	\$3,160.00	\$3,160.00	\$3,160.00	\$0.00	0.00%	\$0.00	0.00%	\$0.00	0.00%	\$0.00	0.00%
Cherashore Playground - Pool Pumps	100%	\$29,347.83	\$29,347.83	\$29,240.88	\$0.00	0.00%	\$0.00	0.00%	\$0.00	0.00%	\$0.00	0.00%
Chew Playground - Lighting 1	99%	\$118,635.11	\$118,635.11	\$117,679.64	\$0.00	0.00%	\$0.00	0.00%	\$0.00	0.00%	\$0.00	0.00%
Chew Playground - Lighting 2	100%	\$4,392.00	\$4,392.00	\$4,392.00	\$0.00	0.00%	\$0.00	0.00%	\$0.00	0.00%	\$0.00	0.00%
Hayes Playground - Concrete Sidewalk Replacements	100%	\$13,183.86	\$0.00	\$0.00	\$0.00	0.00%	\$0.00	0.00%	\$0.00	0.00%	\$0.00	0.00%
Disston Recreation Center - Site Work - Landscaping	100%	\$48,769.80	\$48,769.80	\$48,769.80	\$0.00	0.00%	\$0.00	0.00%	\$48,769.80	100.00%	\$48,769.80	100.00%
Disston Recreation Center - Lighting 1	100%	\$124,281.11	\$124,281.11	\$124,281.11	\$0.00	0.00%	\$0.00	0.00%	\$0.00	0.00%	\$0.00	0.00%
Disston Recreation Center - Lighting 2	100%	\$21,314.00	\$21,314.00	\$21,314.00	\$0.00	0.00%	\$0.00	0.00%	\$0.00	0.00%	\$0.00	0.00%
East Poplar Playground - Field Rehabilitation and Baseball Diamond	97%	\$296,784.72	\$296,784.72	\$287,510.19	\$1,280.45	0.43%	\$1,280.45	0.45%	\$121,870.44	41.06%	\$121,870.44	42.39%
East Poplar Playground - Pool Pumps	50%	\$58,695.65	\$58,695.65	\$29,240.88	\$0.00	0.00%	\$0.00	0.00%	\$0.00	0.00%	\$0.00	0.00%
James Finnegan Playground - Pool Pumps	100%	\$29,347.83	\$29,347.83	\$29,240.88	\$0.00	0.00%	\$0.00	0.00%	\$0.00	0.00%	\$0.00	0.00%
Fishtown Recreation Center - Playground and Basketball Court Renovation (TPL)	100%	\$366,500.00	\$285,870.00	\$285,870.00	\$54,975.00	19.23%	\$54,975.00	19.23%	\$230,895.00	80.77%	\$230,895.00	80.77%
Fishtown Recreation Center - Hockey Roof	100%	\$813,897.24	\$813,897.24	\$813,897.24	\$128,000.00	15.73%	\$128,000.00	15.73%	\$246,168.68	30.25%	\$246,168.68	30.25%
Fishtown Recreation Center - Roofing	100%	\$62,793.85	\$62,793.85	\$62,793.85	\$0.00	0.00%	\$0.00	0.00%	\$62,793.85	100.00%	\$62,793.85	100.00%
Fotteral Square - Lighting 1	100%	\$14,199.74	\$14,199.74	\$14,188.76	\$0.00	0.00%	\$0.00	0.00%	\$0.00	0.00%	\$0.00	0.00%
Fotteral Square - Lighting 2	100%	\$3,408.00	\$3,408.00	\$3,408.00	\$0.00	0.00%	\$0.00	0.00%	\$0.00	0.00%	\$0.00	0.00%
Fotteral Square - Lighting 3	100%	\$599.60	\$599.60	\$599.60	\$0.00	0.00%	\$0.00	0.00%	\$0.00	0.00%	\$0.00	0.00%
Fox Chase Recreation Center - Pool Pumps	100%	\$29,347.83	\$29,347.83	\$29,240.88	\$0.00	0.00%	\$0.00	0.00%	\$0.00	0.00%	\$0.00	0.00%
Frank Glavin Playground - Roofing	100%	\$50,758.74	\$50,758.74	\$50,758.74	\$0.00	0.00%	\$0.00	0.00%	\$50,758.74	100.00%	\$50,758.74	100.00%
Frank Glavin Playground - Lighting 1	100%	\$18,183.01	\$18,183.01	\$18,183.01	\$0.00	0.00%	\$0.00	0.00%	\$0.00	0.00%	\$0.00	0.00%
Frank Glavin Playground - Lighting 2	100%	\$390.00	\$390.00	\$390.00	\$0.00	0.00%	\$0.00	0.00%	\$0.00	0.00%	\$0.00	0.00%
Happy Hollow Recreation Center - Gym Windows	13%	\$109,128.68	\$109,128.68	\$14,107.96	\$0.00	0.00%	\$0.00	0.00%	\$0.00	0.00%	\$0.00	0.00%
Heltzman Recreation Center - Pool Pumps	100%	\$29,347.83	\$29,347.83	\$29,240.88	\$0.00	0.00%	\$0.00	0.00%	\$0.00	0.00%	\$0.00	0.00%
Rivera Recreation Center - Lighting	99%	\$164,600.50	\$164,600.50	\$162,928.90	\$0.00	0.00%	\$0.00	0.00%	\$0.00	0.00%	\$0.00	0.00%
Rivera Recreation Center - Lighting 2	100%	\$20,430.77	\$20,430.77	\$20,430.77	\$0.00	0.00%	\$0.00	0.00%	\$0.00	0.00%	\$0.00	0.00%
Kingessing Recreation Center - Pool Pumps	100%	\$29,240.88	\$29,240.88	\$29,240.88	\$0.00	0.00%	\$0.00	0.00%	\$0.00	0.00%	\$0.00	0.00%

Construction					MBE Rebuild Goals 25-30%				WBE Rebuild Goals 15-20%			
Project	% Billed	Total Construction	Total For Profit Committed	Total Spend For Profit Spend	MBE Commitment \$	MBE Commitment %	MBE Spend \$	MBE Spend %	WBE Commitment \$	WBE Commitment %	WBE Spend \$	WBE Spend %
Lawncrest Recreation Center - Pool Renovation	57%	\$300,000.00	\$300,000.00	\$170,155.82	\$0.00	0.00%	\$0.00	0.00%	\$0.00	0.00%	\$0.00	0.00%
Lawncrest Recreation Center - Pool Pumps	100%	\$29,240.88	\$29,240.88	\$29,240.88	\$0.00	0.00%	\$0.00	0.00%	\$0.00	0.00%	\$0.00	0.00%
Mander Playground - Pool Pumps	100%	\$29,347.83	\$29,347.83	\$29,240.88	\$0.00	0.00%	\$0.00	0.00%	\$0.00	0.00%	\$0.00	0.00%
Mander Playground - Lighting 1	100%	\$132,795.54	\$132,795.54	\$132,776.06	\$0.00	0.00%	\$0.00	0.00%	\$0.00	0.00%	\$0.00	0.00%
Mander Playground - Lighting 2	100%	\$9,570.55	\$9,570.55	\$9,570.55	\$0.00	0.00%	\$0.00	0.00%	\$0.00	0.00%	\$0.00	0.00%
Miles Mack Playground - Security Cameras	100%	\$44,667.30	\$44,667.30	\$44,667.30	\$0.00	0.00%	\$0.00	0.00%	\$0.00	0.00%	\$0.00	0.00%
Miles Mack Playground - Lighting 1	100%	\$75,866.46	\$75,866.46	\$75,866.46	\$0.00	0.00%	\$0.00	0.00%	\$0.00	0.00%	\$0.00	0.00%
Miles Mack Playground - Lighting 2	100%	\$7,482.00	\$7,482.00	\$7,482.00	\$0.00	0.00%	\$0.00	0.00%	\$0.00	0.00%	\$0.00	0.00%
Miles Mack Playground - Lighting 3	100%	\$1,798.80	\$1,798.80	\$1,798.80	\$0.00	0.00%	\$0.00	0.00%	\$0.00	0.00%	\$0.00	0.00%
McVeigh Recreation Center - Pool Pumps	100%	\$29,347.83	\$29,347.83	\$29,240.88	\$0.00	0.00%	\$0.00	0.00%	\$0.00	0.00%	\$0.00	0.00%
Moss Playground - Playground Equipment Replacement	100%	\$439,608.26	\$0.00	\$0.00	\$0.00	0.00%	\$0.00	0.00%	\$0.00	0.00%	\$0.00	0.00%
Moss Playground - Playground BB Backboards Installation	93%	\$3,292.50	\$3,292.50	\$3,076.00	\$3,077.18	93.46%	\$2,860.68	93.00%	\$0.00	0.00%	\$0.00	0.00%
Moss Playground - Security Cameras	100%	\$32,381.10	\$32,381.10	\$32,381.10	\$0.00	0.00%	\$0.00	0.00%	\$0.00	0.00%	\$0.00	0.00%
Murphy Recreation Center - Fire Alarms	100%	\$99,801.32	\$99,801.32	\$99,801.32	\$0.00	0.00%	\$0.00	0.00%	\$0.00	0.00%	\$0.00	0.00%
Murphy Recreation Center - Pool Pumps	100%	\$29,240.88	\$29,240.88	\$29,240.88	\$0.00	0.00%	\$0.00	0.00%	\$0.00	0.00%	\$0.00	0.00%
Murphy Recreation Center - Lighting 1	100%	\$145,108.02	\$145,108.02	\$145,108.02	\$0.00	0.00%	\$0.00	0.00%	\$0.00	0.00%	\$0.00	0.00%
Murphy Recreation Center - Lighting 2	100%	\$21,389.06	\$21,389.06	\$21,389.06	\$0.00	0.00%	\$0.00	0.00%	\$0.00	0.00%	\$0.00	0.00%
Francis J. Myers Recreation Center - Pool Pumps	100%	\$29,347.83	\$29,347.83	\$29,240.88	\$0.00	0.00%	\$0.00	0.00%	\$0.00	0.00%	\$0.00	0.00%
Panatl Playground - Lighting 1	100%	\$33,232.18	\$33,232.18	\$33,232.18	\$0.00	0.00%	\$0.00	0.00%	\$0.00	0.00%	\$0.00	0.00%
Panatl Playground - Lighting 2	100%	\$780.00	\$780.00	\$780.00	\$0.00	0.00%	\$0.00	0.00%	\$0.00	0.00%	\$0.00	0.00%
Panatl Playground - Lighting 3	100%	\$899.40	\$899.40	\$899.40	\$0.00	0.00%	\$0.00	0.00%	\$0.00	0.00%	\$0.00	0.00%
Piccoli Playground - Pool Pumps	100%	\$29,347.83	\$29,347.83	\$29,240.88	\$0.00	0.00%	\$0.00	0.00%	\$0.00	0.00%	\$0.00	0.00%
Powers Park - Site Improvement - Electrical	100%	\$206,721.35	\$206,721.35	\$206,721.35	\$47,683.60	23.07%	\$47,683.60	23.07%	\$844.56	0.41%	\$844.56	0.41%
Pelbano Recreation Center - Fire Alarms	100%	\$41,361.35	\$41,361.35	\$41,361.35	\$0.00	0.00%	\$0.00	0.00%	\$0.00	0.00%	\$0.00	0.00%
Pelbano Recreation Center - Security Cameras	100%	\$48,096.62	\$48,096.62	\$48,096.20	\$0.00	0.00%	\$0.00	0.00%	\$0.00	0.00%	\$0.00	0.00%
Russo Park Playground - Lighting	99%	\$264,161.69	\$264,161.69	\$261,828.55	\$0.00	0.00%	\$0.00	0.00%	\$0.00	0.00%	\$0.00	0.00%
Shepard Recreation Center - Pool Pumps	100%	\$29,347.83	\$29,347.83	\$29,240.88	\$0.00	0.00%	\$0.00	0.00%	\$0.00	0.00%	\$0.00	0.00%
Shepard Recreation Center - Lighting 2	97%	\$221,421.49	\$221,421.49	\$214,808.81	\$0.00	0.00%	\$0.00	0.00%	\$0.00	0.00%	\$0.00	0.00%
Shepard Recreation Center - Lighting 1	77%	\$6,302.39	\$6,302.39	\$4,843.04	\$0.00	0.00%	\$0.00	0.00%	\$0.00	0.00%	\$0.00	0.00%
Trenton & Auburn Playground - Lighting	100%	\$60,180.71	\$60,180.71	\$60,180.71	\$0.00	0.00%	\$0.00	0.00%	\$0.00	0.00%	\$0.00	0.00%
Vare Recreation Center - Pool Pumps	100%	\$29,347.83	\$29,347.83	\$29,240.88	\$0.00	0.00%	\$0.00	0.00%	\$0.00	0.00%	\$0.00	0.00%
Vogt Recreation Center - Pool Pumps	100%	\$29,347.83	\$29,347.83	\$29,240.88	\$0.00	0.00%	\$0.00	0.00%	\$0.00	0.00%	\$0.00	0.00%
Vogt Recreation Center - Lighting 1	100%	\$188,293.00	\$188,293.00	\$188,293.00	\$0.00	0.00%	\$0.00	0.00%	\$0.00	0.00%	\$0.00	0.00%
Vogt Recreation Center - Lighting 2	100%	\$187,448.00	\$187,448.00	\$187,448.00	\$0.00	0.00%	\$0.00	0.00%	\$0.00	0.00%	\$0.00	0.00%
Waterloo Playground - Site and Recreation Center Improvements	97%	\$1,606,647.00	\$1,601,647.00	\$1,552,283.96	\$697,353.61	43.54%	\$654,224.56	42.15%	\$556,595.44	34.75%	\$553,389.13	35.65%
West Mill Creek Playground - Fencing	100%	\$298,806.35	\$298,806.35	\$298,806.35	\$0.00	0.00%	\$0.00	0.00%	\$0.00	0.00%	\$0.00	0.00%
Ziehler Playground - Pool Pumps	100%	\$29,347.83	\$29,347.83	\$29,240.88	\$0.00	0.00%	\$0.00	0.00%	\$0.00	0.00%	\$0.00	0.00%
Johnny Sample (Cobbs Creek) Park & Recreation Center - Pool Pumps	100%	\$29,240.88	\$29,240.88	\$29,240.88	\$0.00	0.00%	\$0.00	0.00%	\$0.00	0.00%	\$0.00	0.00%
Cecil B. Moore Recreation Center - Pool Pumps	100%	\$29,347.83	\$29,347.83	\$29,240.88	\$0.00	0.00%	\$0.00	0.00%	\$0.00	0.00%	\$0.00	0.00%
Cobbs Creek Environmental Center - Boiler	0%	\$59,975.40	\$59,975.40	\$0.00	\$0.00	0.00%	\$0.00	0.00%	\$0.00	0.00%	\$0.00	0.00%
Blanche A. Nixon Library - Roof	100%	\$322,572.00	\$322,572.00	\$322,572.00	\$0.00	0.00%	\$0.00	0.00%	\$218,460.00	67.72%	\$218,460.00	67.72%
Blanche A. Nixon Library - Flooring	100%	\$17,954.00	\$17,954.00	\$17,954.00	\$17,954.00	100.00%	\$17,954.00	100.00%	\$0.00	0.00%	\$0.00	0.00%
Blanche A. Nixon Library - AC Replacement	100%	\$51,426.00	\$51,426.00	\$51,406.35	\$0.00	0.00%	\$0.00	0.00%	\$0.00	0.00%	\$0.00	0.00%
Fishtown Library - Emergency Roof Replacement	97%	\$217,677.00	\$217,677.00	\$211,241.00	\$0.00	0.00%	\$0.00	0.00%	\$127,840.00	58.73%	\$104,492.50	49.47%
Fishtown Library - Elevator	100%	\$173,700.00	\$173,700.00	\$173,699.81	\$0.00	0.00%	\$0.00	0.00%	\$0.00	0.00%	\$0.00	0.00%
Nicotown--Tioga Library - Roofing-Installation	100%	\$115,501.00	\$115,501.00	\$115,501.00	\$0.00	0.00%	\$0.00	0.00%	\$50,880.00	44.05%	\$50,880.00	44.05%
Wynnefield Library - Roofing	100%	\$549,933.48	\$549,933.48	\$549,933.48	\$0.00	0.00%	\$0.00	0.00%	\$36,346.76	6.61%	\$36,346.76	6.61%
Wynnefield Library - Flooring	100%	\$30,752.65	\$30,752.65	\$30,752.65	\$30,752.65	100.00%	\$30,752.65	100.00%	\$0.00	0.00%	\$0.00	0.00%
Roxborough Library - Roof	100%	\$123,816.00	\$123,816.00	\$123,816.00	\$4,568.08	3.69%	\$4,568.08	3.69%	\$2,248.50	1.82%	\$2,248.50	1.82%
Total		\$9,880,067.00	\$9,341,644.88	\$8,946,758.80	\$1,064,677.57	11.40%	\$1,021,332.02	11.42%	\$1,859,278.59	19.90%	\$1,832,724.78	20.48%

REBUILD WORKFORCE PARTICIPATION

REBUILD WORKFORCE PARTICIPATION SUMMARY AS OF 4/1/2025

REBUILD-INITIATED PROJECTS

Project	Project Number	% Build	Total Hours	Journeypersons					Laborers		Skilled	
				GOALS:								
				27%	15%	3%	45%		60%	5%	40%	5%
				African-American	Hispanic	Asian	Native American	Minority Total	Minority	Women	Minority	Women
Al Pearlman Sports Complex - Construction	16487E-01-02	66%	1,094	38%	23%	3%	0%	63%	64%	1%	63%	0%
Barrett Playground - Site and Recreation Center Improvements	16117E-01-01	0%	4,142	10%	12%	4%	0%	25%	35%	0%	17%	0%
Blanche A. Nixon Library - Site and Library Improvements	52002E-04-02	12%	17,909	11%	14%	1%	0%	26%	65%	1%	16%	8%
Capitolo Playground - Fields - Construction	16150E-05-02	100%	4,159	16%	37%	0%	0%	53%	69%	0%	14%	0%
Cecil B. Moore Recreation Center - Site and Recreation Center Improvements	16700E-01-01	0%	4,479	19%	33%	0%	0%	52%	65%	2%	43%	0%
Chew Playground - Fields Renovation - Construction	16165E-01-02	95%	2,090	25%	31%	0%	0%	57%	91%	0%	10%	0%
Cobbs Creek Environmental Center - Site and Building Improvements	17305E-01-01	92%	5,091	9%	33%	12%	0%	54%	79%	0%	42%	6%
Cobbs Creek Environmental Center - Playground Construction	17305E-02-02	100%	2,451	28%	38%	0%	0%	66%	98%	0%	35%	0%
Cohocksink Recreation Center - Site and Recreation Center Improvements	16181E-01-01	0%	7,919	14%	10%	0%	0%	25%	31%	0%	21%	3%
Disston Recreation Center - Playground & Site Renovation	16228E-02-02	100%	1,743	15%	41%	0%	0%	55%	70%	0%	41%	0%
Disston Recreation Center - Recreation Center Upgrades - Construction	16228E-03-02	58%	14,730	9%	6%	0%	0%	15%	69%	8%	6%	0%
East Poplar Playground - Playground Renovation	16238E-01-02	100%	4,572	54%	25%	0%	0%	79%	82%	0%	76%	0%
Wynnefield Library - Water Supply Renovation	52047E-05-01	0%	26	0%	69%	0%	0%	69%	100%	0%	50%	0%
Fishtown Recreation Center - Hockey Drainage	16264E-03-02	97%	2,956	7%	36%	0%	0%	43%	68%	0%	20%	0%
Fishtown Recreation Center - Pool Renovation	16264E-02-03	100%	14,548	17%	20%	0%	1%	38%	75%	0%	17%	0%
Francis J Myers Recreation Center - Inlet Clearing	16450E-03-01	100%	416	13%	14%	0%	0%	28%	36%	0%	12%	0%
Francis J. Myers Recreation Center - Site and Building Improvements	16450E-01-02	0%	38,158	11%	9%	4%	0%	24%	52%	2%	12%	0%
Fotteral Square - Site Improvements - Construction	16270E-01-02	100%	3,701	43%	33%	0%	3%	79%	81%	9%	76%	0%
Frank Glavin Playground - Playground and Recreation Center Improvements	16293E-01-01	100%	8,723	12%	6%	0%	1%	19%	39%	1%	12%	3%
Gifford Playground - Mini-Pitch Construction	16291E-01-06	95%	308	23%	39%	13%	0%	74%	61%	16%	97%	0%
Gifford Playground - Playground Renovation	16291E-01-02	100%	2,390	26%	25%	0%	0%	52%	65%	0%	33%	10%
Gifford Playground - Sprayground Improvements	16291E-01-05	100%	96	0%	58%	0%	0%	58%	100%	0%	0%	0%
Hancock Playground - Playground Renovation	16313E-01-02	100%	2,587	19%	51%	0%	0%	70%	79%	0%	53%	0%
Hayes Playground - Playground and Sprayground Renovation	16192E-01-01	100%	5,890	19%	16%	0%	0%	34%	42%	0%	22%	3%
Heitzman Recreation Center - Playground and Recreation Center Improvements	16326E-01-01	99%	11,046	12%	17%	0%	0%	29%	28%	7%	30%	1%
Johnny Sample (Cobbs Creek) Park & Recreation Center - Site and Recreation Center Improvements	16674E-01-01	3%	22,630	9%	10%	1%	0%	20%	35%	0%	16%	1%
Johnny Sample (Cobbs Creek) Park & Recreation Center - Pipe Construction	16674E-02-02	100%	48	25%	25%	0%	0%	50%	N/A	N/A	50%	0%
Kingsessing Library - Renovations & Improvements	52019E-01-01	61%	24,027	16%	3%	1%	0%	21%	80%	0%	10%	1%
Kingsessing Recreation Center - Bid Package 1 – Exterior Building Envelope	16368E-02-04	85%	23,201	15%	5%	0%	0%	19%	58%	0%	9%	0%
Kingsessing Recreation Center - Bid Package 2 – Interior and Site	16368E-02-03	24%	45,936	16%	11%	0%	2%	29%	74%	0%	21%	0%
Lawncrest Library - Library Renovation	52020E-01-01	6%	9,403	2%	13%	0%	1%	16%	57%	0%	4%	0%
Lawncrest Recreation Center - Site and Recreation Improvements	16381E-01-01	0%	7,851	24%	33%	2%	0%	59%	87%	2%	36%	0%
Miles Mack Playground - Site and Building	16415E-01-02	99%	5,300	21%	9%	0%	0%	30%	37%	0%	25%	0%
Martin Luther King Jr. Recreation Center - Roof Replacement - Construction	16366E-02-01	100%	4,937	22%	25%	0%	0%	47%	89%	0%	46%	0%
Moss Playground - Playground Sitework	16444E-01-04	100%	1,362	8%	31%	0%	0%	39%	44%	11%	22%	0%
Murphy Recreation Center - Building & Site Improvements - Construction	16449E-01-03	88%	13,414	16%	31%	0%	0%	47%	61%	0%	36%	1%
Nelson Playground - Recreation Center Upgrades & Addition - Construction	16453E-02-02	100%	6,503	40%	4%	0%	0%	45%	68%	0%	41%	16%
Nelson Playground - Roof Replacement	16453E-01-01	100%	799	41%	0%	0%	0%	41%	N/A	N/A	41%	0%
Olney Recreation Center Improvements - Site and Recreation Center Improvements	16468E-01-01	17%	138	15%	57%	0%	0%	72%	86%	0%	61%	0%
Olney Recreation Center - Site and Recreation Center Improvements	16468E-01-01	17%	12,506	13%	9%	2%	0%	24%	40%	0%	13%	2%
Paschalville Library - Library Renovation	52030E-01-01	21%	21,968	18%	11%	1%	0%	30%	49%	0%	23%	0%
Pelbano Recreation Center - Playground Construction	16517E-04-02	0%	1,178	32%	32%	5%	0%	69%	66%	2%	76%	0%
Pelbano Recreation Center - Roof - Construction	16517E-03-02	100%	4,130	5%	1%	29%	0%	36%	14%	0%	36%	5%
Powers Park - Site Improvements - Furnishings, Storage Shed	16504E-01-01	100%	118	0%	14%	0%	0%	14%	36%	0%	0%	0%
Richmond Library - Roof Replacement	52033E-02-02	0%	1,168	3%	30%	0%	0%	33%	N/A	N/A	33%	0%
Rivera Recreation Center - Site and Recreation Center Improvements	16331E-01-02	85%	65,413	17%	35%	1%	0%	54%	63%	0%	52%	1%
Shepard Recreation Center - Site and Recreation Center Improvements	16550E-01-01	0%	464	0%	67%	16%	0%	83%	100%	0%	0%	0%

REBUILD-INITIATED PROJECTS

			Journeypersons							Laborers		Skilled	
			GOALS:	27%	15%	3%		45%		60%	5%	40%	5%
Project	Project Number	% Build	Total Hours	African-American	Hispanic	Asian	Native	Minority		Minority	Women	Minority	Women
Vernon Park - Site Improvements - Construction	16602E-02-02	91%	588	30%	30%	4%	7%	71%		64%	19%	87%	0%
West Oak Lane Library - Roof Replacement	52044E-02-02	98%	781	0%	0%	36%	0%	36%		N/A	N/A	36%	0%
Wynnefield Library - Courtyard	52047E-03-02	0%	1,124	1%	77%	2%	0%	80%		79%	0%	82%	4%
Ziehler Playground - Site Improvements - Construction	16640E-01-02	75%	10,581	12%	16%	0%	5%	34%		70%	0%	22%	1%
REBUILD-INITIATED PROJECT SUBTOTALS:			446,786	16%	18%	1%	0%	36%		60%	1%	26%	1%



AS OF APRIL 1, 2025 | 25

INHERITED PROJECTS FROM OTHER DEPTS

Inherited Projects from Other Depts				Journeypersons					Laborers		Skilled	
Goals:				27%	15%	3%	45%	60%	5%	40%	5%	
Project	Project Number	% Complete	Total Hours	African-American	Hispanic	Asian	Native American	Minority Total	Minority	Women	Minority	Women
8th & Diamond Playground - Playground Replace & Rec Center Addition	16006E-01-01	100%	5,765	13%	8%	0%	0%	21%	42%	0%	10%	0%
Capitolo Playground - Basketball Courts Resurfacing	16150E-03-01	100%	118	24%	5%	0%	0%	29%	N/A	N/A	29%	0%
Fishtown Recreation Center - Hockey Roof	16264E-03-01	100%	2934.1	15%	11%	0%	0%	25%	22%	22%	26%	0%
Fishtown Library - Emergency Roof Replacement	52009E-01-01	97%	606	61%	8%	0%	1%	69%	N/A	N/A	69%	0%
Fishtown Recreation Center - Playground and Basketball Court Renovation	16264E-01-01	100%	1,168	38%	9%	0%	16%	64%	83%	0%	50%	0%
Nicetown-Tioga Library - Roofing Installation	52026E-01-02	100%	347	20%	10%	0%	0%	30%	N/A	N/A	30%	0%
Roxborough Library - Roof	PROG-44-01	100%	668	0%	16%	0%	0%	16%	N/A	N/A	16%	0%
Waterloo Playground - Site and Recreation Center Improvements	16615E-01-01	97%	7,405	0%	0%	0%	0%	0%	0%	0%	0%	0%
Inherited Project Subtotals:			19,010	11%	6%	0%	1%	17%	20%	1%	16%	0%

		Journeypersons					Laborers		Skilled		
GOALS:		27%	14%	3%		45%	60%	5%	40%	5%	
Grand Total											
Hours		African-American	Hispanic	Asian	Native American	Minority Total	Minority	Women	Minority	Women	
PROGRAM TOTALS:		465,796	16%	17%	1%	0%	35%	58%	1%	25%	1%