

Philadelphia's music industry is – and has always been – a vital part of its cultural and economic landscape, contributing to the city's identity and prosperity. The industry is not only a significant source of jobs and income, but more broadly economic activity across the city and Commonwealth.

The total economic impact of Philadelphia's music industry generates \$6.1 billion in annual economic impact in the city and supports over 31,000 jobs, powering a vibrant ecosystem that shapes both its cultural identity and economic prosperity.

The industry spans 320 establishments in the city and directly employs over 21,000 individuals who collectively earn more than \$610 million annually in wages. Philadelphia's music scene is a key driver of Pennsylvania's broader music economy, which ranks 5th nationally in music industry employment by state and 6th in industry GDP.

Philadelphia continues its legacy as a music city—from the pioneering talent of historical figures like Marian Anderson to contemporary forces like The Roots. Today, the city's diverse industry can be broken into four key sectors: Infrastructure and Support, Local Artists and Music Education, Mass Music Consumption, and Recording Business. Mass Music Consumption represents the largest share at 65 percent of workers and 67 percent of wages. Each sector contributes uniquely to Philadelphia's thriving music scene, collectively creating opportunities for artists, businesses, and audiences while driving substantial economic growth across the city and commonwealth.



Source: Jacques Philippe Gollnick, via Unsplash.com

Each sector of Philadelphia's music economy plays a vital role in transforming creative talent into economic opportunity - from training artists and producing new music to staging performances that draw audiences citywide, fueling both our cultural vibrancy and economic growth

Infrastructure and Support

Technical equipment, instruments, and the physical backbone of the industry - from manufacturing to retail

20

Establishments

110

Employees

\$4.2M

Wages

<\$0.1B

Direct Output

Local Artists and Music Education

Independent performers, music schools, and teaching artists cultivating local talent and creative expression

170

Establishments

7,020

Employees

\$173.9M

Wages

\$0.7B

Direct Output

Mass Music Consumption

Live venues, concerts, festivals, radio stations, and events bringing music to audiences citywide

110

Establishments

14,080

Employees

\$410M

Wages

\$2.8B

Direct Output

Recording Business

Studios, labels, publishers, and managers creating and distributing recorded music

20

Establishments

360

Employees

\$22.8M

Wages

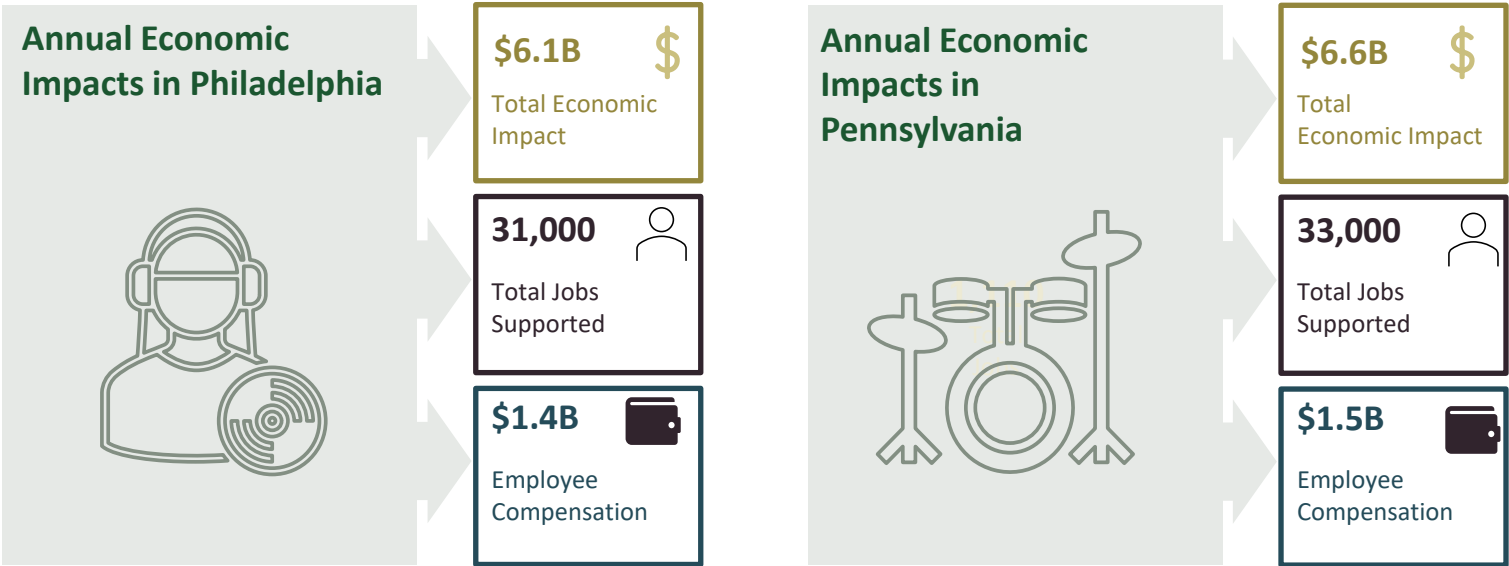
\$0.2B

Direct Output

Economic and Fiscal Impact of the Music Economy in Philadelphia




Annual Economic Impacts

Philadelphia’s music industries collectively produce approximately \$6.1 billion in total annual output annually within the city. This economic activity supports 31,000 jobs and contributes \$1.4 billion in employee compensation. Given the related “spillover” economic activity that happens beyond the city limits (e.g., purchasing and employee spending in surrounding counties), the aggregate impact of Philadelphia’s music industries across the state is even larger, producing \$6.6 billion in total output, supporting 33,000 jobs, and generating over \$1.5 billion in compensation across the Commonwealth. These economic impacts support a wide range of industries, generating economic activity across various sectors, beyond the music industry via indirect and induced impacts.



Fiscal Impacts

The music economy generates approximately \$64 million annually in total tax revenues for the City of Philadelphia, with the largest portion coming from wage taxes totaling \$32 million. For the Commonwealth, the economic activity driven by Philadelphia’s music industries contributes annually approximately \$121 million in total tax revenue, with the most significant contributions being sales taxes, contributing over \$67 million.

	City of Philadelphia	Commonwealth of Pennsylvania
 Wage/ Income (\$M)	\$32.0	\$27.1
 Sales (\$M)	\$11.4	\$67.3
 Business (\$M)	\$20.5	\$26.5
Total (M)	\$63.9	\$121.0



Source: Sean Benesh, via Unsplash.com

Produced for

Produced by