

About this Report

This document is a report from the Philadelphia Department of Labor's **Office of Labor Standards** and the **Office of Worker Protections** from January through December 2023. This report is published twice a year.

The information is a summary as actual numbers may vary.

Access previous **Labor Policy and Compliance Reports** here. 

Labor Policy and Compliance Unit Overview

\$431,927.06

Total Finances Recovered

20

Total Staff

84

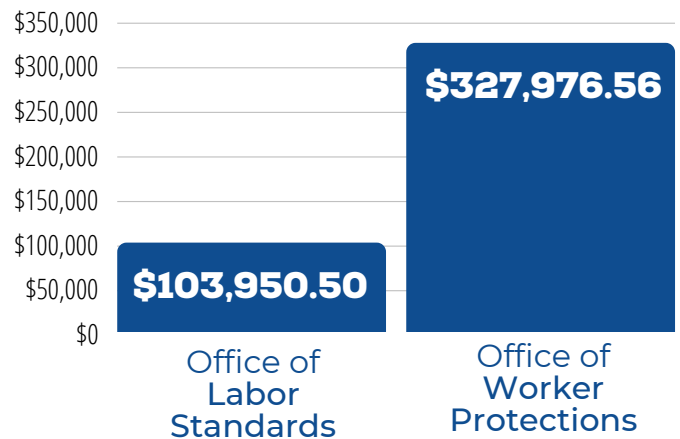
Total Violations

12

Total Laws Enforced

Fiscal Year 2024 Operating Budget is available online here. 

Total Finances Recovered



Office of Worker Protections

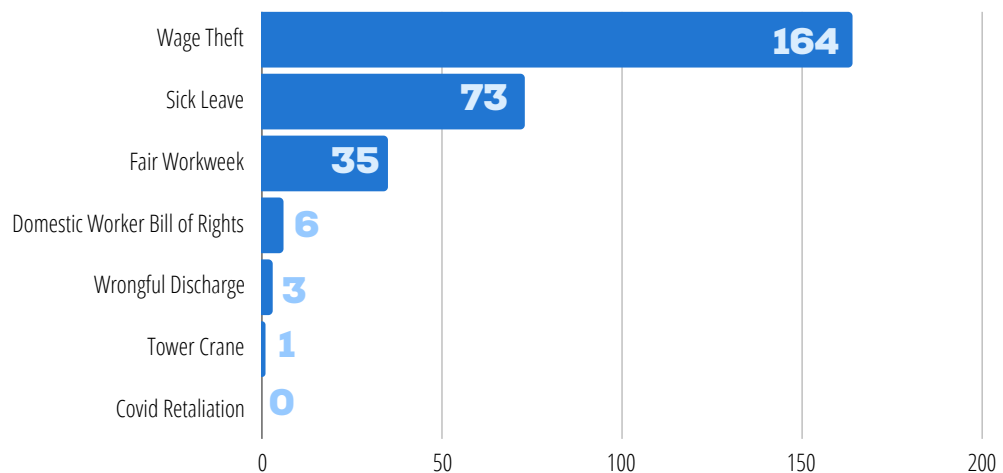
282

Total Complaints Filed between Jan. 1, 2023 and Dec. 31, 2023

1,203

Total Inquiries between Jan. 1, 2023 and Dec. 31, 2023

Total Complaints Filed



181

Total Cases Closed between Jan. 1, 2023 and Dec. 31, 2023

55

Total events between Jan. 1, 2023 and Dec. 31, 2023

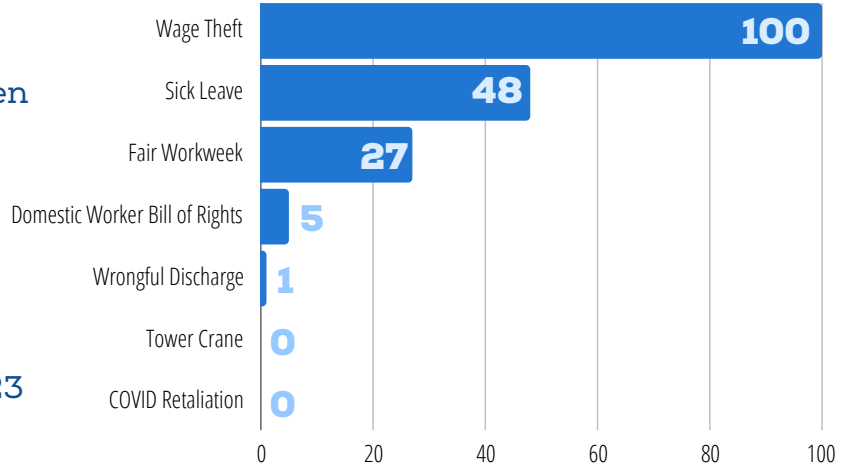
25

Total Violations between Jan. 1, 2023 and Dec. 31, 2023

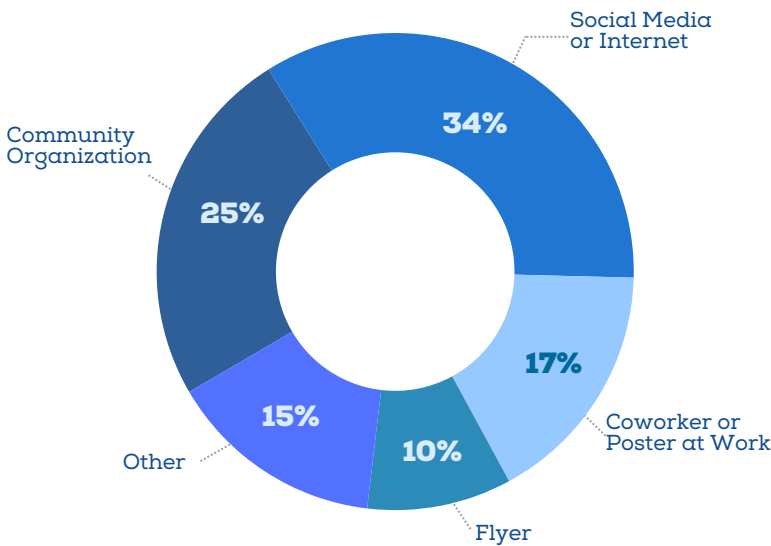
23

Total Mediations between Jan. 1, 2023 and Dec. 31, 2023

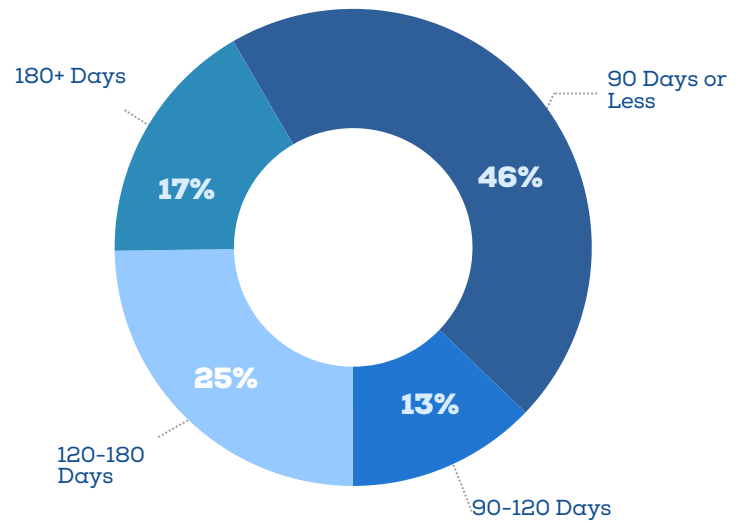
Total Cases Closed



How Complainants Heard of Office of Worker Protections



Average Length of Investigation



Bad Actors

What is a Bad Actor?

Bad actors are employers who are delinquent on resolving violations or are unresponsive. **Employers will be removed from this list upon compliance.**

Employer
Angel Companions of Philadelphia
Divine Mercy Homecare
Flexright Solutions
Frank Fleming's General Contractors
Making Life Easier
Pavescapers
Plenty Cafe
Vesbro/Escape Room Philly