

The City of Philadelphia and its nonprofit economic development partner, PIDC, have been working to determine

WHETHER AND HOW A NEW DOWNTOWN ARENA COULD BENEFIT ALL OF PHILADELPHIA



Benefit All of Philadelphia

- Protection for Chinatown
- More money for City services and schools
- Healthy South Philly sports complex
- 30-year commitment
- Diverse workforce

Due Diligence | Independent Experts

The City hired **expert consultants** to best understand and assess the proposed arena's impact.



**Economic
Impact**



**Traffic
Impact**



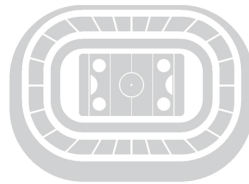
Design



**Community
Impact**

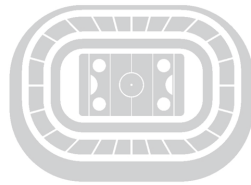
Due Diligence | Economic Impact

CSL is a national firm that has provided financial analysis on more than a dozen professional sports arenas. CSL is working with the City's Finance office to calculate construction costs, projected taxes associated with construction and operations, other revenues and expenses, financial feasibility, and capacity of Philadelphia to support two professional sports arenas.



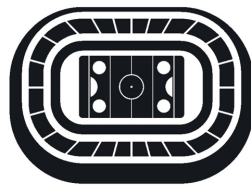
Due Diligence | Traffic Impact

The engineering firm JMT has assisted the City's Office of Transportation, Infrastructure and Sustainability (OTIS) and the City's Streets Department with many projects over the last several years. JMT and the City, along with the Pennsylvania Department of Transportation (PennDOT) and SEPTA, are working together to evaluate the impact the arena would have on traffic, public transportation, parking, and pedestrians.



Due Diligence | Design

The team of Convergence Design, LLC, national experts on arena design, and Philadelphia architects and planners Ian Smith Design Group is providing on-call support to the Philadelphia City Planning Commission. The consultants are focusing on how aspects of the proposed design would affect the public and public spaces. These include the facade, entrances, access to retail, pedestrian experience, crowd circulation, and impact on Jefferson Station, which is located beneath the proposed arena site.



Due Diligence | Community Impact

A team consisting of national real estate advisory and planning firm BJH Advisors; Sojourner Consulting, a Philadelphia-based firm with a track record of engaging immigrant-based populations; economic development consultants Urban Partners; research consultants Drs. Susannah Laramie Kidd and Lauren Hom; and environmental, planning, and engineering consultants AKRF were selected to analyze and report on how an arena would impact Chinatown and other neighborhoods near the proposed site.

