



As of  
September  
1, 2023

Fotterall Square Park Ribbon Cutting



# Rebuild PHILADELPHIA

## PROGRESS REPORT

Made possible by the Philadelphia Beverage Tax, Rebuild is investing hundreds of millions of dollars into neighborhood parks, recreation centers, and libraries.

Addressing years of deferred maintenance and lack of investment, Rebuild is reviving the community spaces that residents rely on, and communities thrive in.

#REBUILDPHL

REBUILD.PHILA.GOV



**Rebuild**  
PHILADELPHIA

# BY THE NUMBERS

## ENGAGEMENT, DESIGN, & CONSTRUCTION

- Rebuild in action:
  - **17** completed sites
  - **39** sites with a first fix completed or underway \*
  - **17** sites under or preparing for construction
  - **19** sites in engagement and design
- **\$347.5** million in committed or expended funds\*\*

## WORKFORCE DEVELOPMENT

- **94** Philadelphians graduated from Rebuild Workforce Development training program pursuing a career in construction
- Cohort demographics: **30% women; 96% people of color**
- **76%** of active program graduates accepted into union apprenticeships or full-time work
- Rebuild program graduates in **7 union trades**.

## DIVERSE BUSINESS SUPPORTS

- **65** businesses have enrolled in Rebuild's Emerging Vendors Program
- **31** obtained their MBE/WBE certification with **28** joining the City's Office of Economic Opportunity Registry
- **100** businesses enrolled in or graduated from Rebuild Ready Small Business Support Program
- **56.2%** of committed contract dollars awarded to diverse businesses \*\*\*
  - 32.5% awarded to MBEs \*\*
  - 23.7% awarded to WBEs \*\*
- **44%** of total hours worked to date by women and people of color

REBUILD PROJECTS  
DELIVERED

**17**  
COMPLETE

**94**  
GRADUATES  
OF WORKFORCE  
DEVELOPMENT TRAINING  
PURSUING CONSTRUCTION  
CAREERS

**165**  
BUSINESSES  
ENROLLED OR GRADUATED  
FROM BUSINESS SUPPORT  
PROGRAMS

\*A first fix entails Rebuild initiating improvements to a part of the site to keep it operable ahead of the full project.

\*\*Includes all Rebuild costs, including costs for operating and diversity efforts

\*\*\*On Rebuild initiated professional services and construction contracts.

# ENGAGEMENT & DESIGN



**Final Design Meeting at Francis J. Myers Recreation Center**

Rebuild continues to work with residents and staff to host a variety of community engagement events for residents to participate in the Rebuild project in their neighborhoods.

Events range in scale from small stakeholder conversations, large public forums, school visits, and interactive workshops. Rebuild prioritizes community input at every step of the design process.

In July and August, Rebuild and Project Users (non-profit partners) continued to engage communities with activities such as:

- Stakeholder conversations or pop-up outreach for Barrett Recreation Center, Lawncrest Recreation Center, Olney Recreation Center, Cecil B. Moore Library, Cherashore Recreation Center, Fotteral Square Park and Cecil B. Moore Recreation Center.
- Public meetings and open house events to collect design feedback and showcase final designs were hosted at Lawncrest Library, Francis J. Myers Recreation Center, and Blanche A. Nixon Library.
- A special pilot program funded by the Surdna Foundation to build volunteer group capacity and long term stewardship of the renovated Rebuild sites is underway at Blanche A. Nixon Library, Fotteral Square Park, and Vare Recreation Center. Trainings this summer focused on bylaws development, volunteer recruitment and fundraising for community groups.



**Final Design Meeting at Lawncrest Library**



**Pop Up Outreach at Cecil B. Moore Library**

# CONSTRUCTION HIGHLIGHTS

In 2023, Rebuild has celebrated **6 ribbon cuttings** and **4 ground breakings**.



**Al Pearlman Sports Complex**

Rebuild broke ground on a \$1.2 million renovation of Al Pearlman Sports Complex in August. Home to 21st Ward Athletic Association, hundreds of youth on the baseball, softball, and football teams will have improved athletic fields and a high-quality multi-use complex made possible through the Rebuild program.

In celebration of Rebuild's \$2.5 million investment into the Fishtown Hockey Rink resulting in a state-of-the-art facility equipped for hockey, futsal, and pickleball, City officials and the Philadelphia Flyers gathered in July for a ribbon cutting and ceremonial "first slap" with over 100 youth.



**Fishtown Hockey Rink**


Rebuild continues to make progress on **12 projects** in construction, including:



**Vare Recreation Center**



**Kingessing Library**



**Ziehler Playground**

# WORKFORCE DEVELOPMENT

With over 75% apprenticeship placement and rising for graduates to date, Rebuild's Workforce Development Program has demonstrated the potency of a skilled trade focused workforce development model. Enabled by a network of partnerships created between the City, skilled trade unions, contractors, and nonprofit partners, women and people of color have capitalized on their interest and aptitude for construction and found a pathway toward a career in the skilled trades.

Rebuild's skilled trades training programs require no prior experience in the construction industry and offer paid (\$15/hour), hands-on training and experience needed to pursue union apprenticeship. Rebuild is anticipating 40 Philadelphia residents being trained in the skilled trades through several workforce development training programs in calendar year 2023.

This Fall, Rebuild will host a part-time, multi-trade hybrid training program with Construction Apprentice Preparatory Program (CAPP). CAPP is a pre-apprenticeship program that prepares participants to pass the various Building Trades Entrance exams.

Rebuild has completed 10 total workforce development skilled trades programs and has graduated 94 Philadelphia residents.



## BUSINESS SUPPORTS

165 Philadelphia business owners have enrolled in Rebuild's Business Supports Programs, including Rebuild Ready and Emerging Vendors Program (EVP).

EVP assists minority and women owned businesses with obtaining their Minority Business Enterprise (MBE) or Women Business Enterprise (WBE) certification. EVP has a rolling year-round application and admission process; 65 businesses are currently enrolled. Since the inception of EVP, 31 vendors have obtained their MBE or WBE certification and 28 vendors joined the City of Philadelphia's Office of Economic Opportunity Registry.

Rebuild Ready has 100 participants and a 75% completion rate. Vendors graduate with the knowledge to bid on Rebuild and other public works projects. The program also provides mentoring to current participants and past graduates, ranging from blueprint reading, assistance with bonding and insurance, back office support, and more.

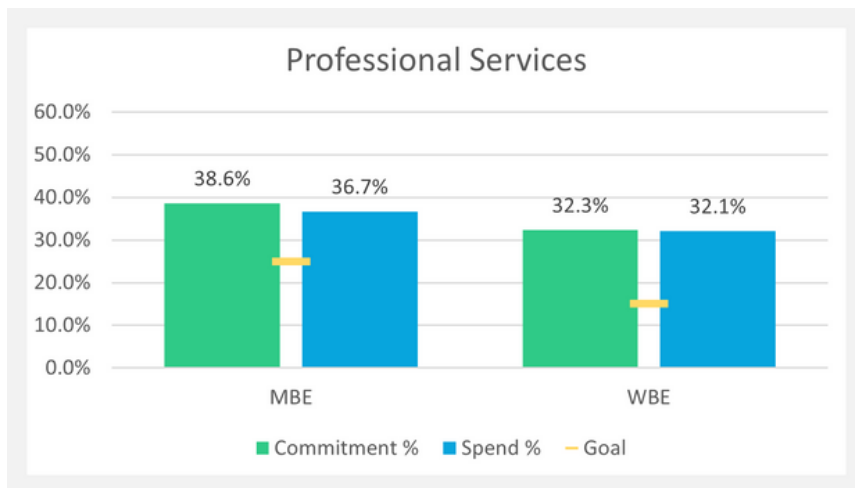
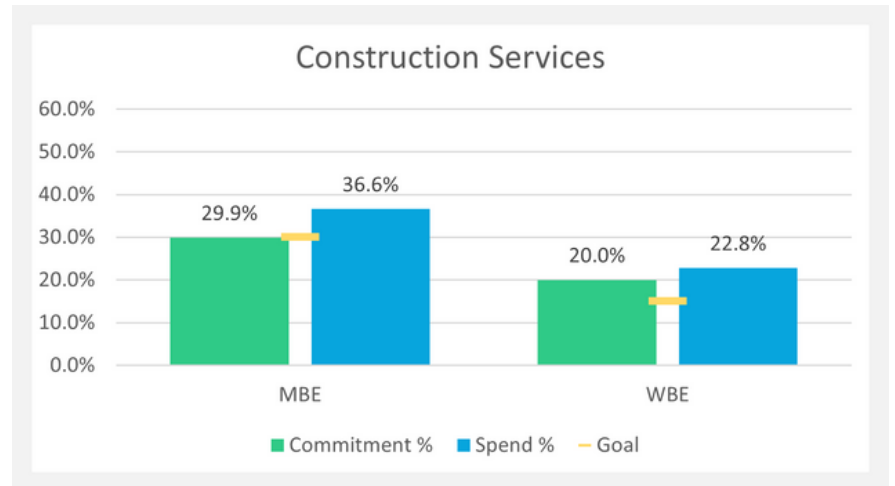
This fall, a networking event featuring local MBE and WBE design and construction firms will be held to highlight their capabilities and depth of experience to bid on and work on Rebuild projects.

# PARTICIPATION

PRESENT AS OF 9/1/23

## CONTRACT PARTICIPATION

Rebuild continues to prioritize diversity in all contracting from design services to the construction site. As shown in the charts below, **commitments on contracts initiated by Rebuild (as opposed to inherited contracts) are exceeding all Rebuild's goals.** Rebuild expects spending to align with contract commitments.



## WORKFORCE PARTICIPATION

Forty-four percent of journeyman-level work hours have been completed by people of color. For specific ethnicities, Rebuild is meeting the goal for work hours by Hispanic journeymen and is under for African-American and Asian. Rebuild continues to focus its outreach efforts and diversity policies to meet its workforce participation goals for people of color and women.

# FINANCE UPDATES

## FUNDING SOURCES

The table below shows anticipated funding for Rebuild, including the November 2018 bond issuance made possible by the Philadelphia Beverage Tax. Bond funds and funding from the City's capital budget support design and construction at Rebuild sites. Grant funding, including the William Penn Foundation's historic commitment of up to \$100 million, supports design and construction as well as costs that are not capital eligible, including Rebuild's diversity and inclusion programs, community engagement, and operations.

REBUILD FUNDING SOURCES AS OF 9/1/23 (\$M)

	CURRENT FUNDING	BUDGETED ADDITIONAL FUNDING	TOTAL
REBUILD BONDS (ISSUED BY PAID)	\$90	\$162-\$198	\$252-\$288
CITY GO CAPITAL FUNDS	\$81	\$7	\$88
WILLIAM PENN FOUNDATION GRANT	\$48	\$48-\$52	\$96-\$100
OTHER EXECUTED* GRANTS	\$41	\$4	\$45
<b>TOTAL</b>	<b>\$260</b>	<b>\$221-\$261</b>	<b>\$481-\$521</b>

\*Executed grants are those that have advanced past the award stage and have disbursed funds to WPF's Donor Advised Fund, PAID or other repository. Many funders will award a specific grant amount, but will disburse those committed or awarded funds over the course of several months or years. The executed amount shown here reflects actual and projected disbursements.

## COMMITTED AND EXPENDED FUNDS

To date, total Rebuild expenditures are \$110.5M; this represents an increase of \$8.0M from the July '23 Report. The table below shows the combined total of expenditures and funds that are committed via a grant or contract for project improvements and program administration.

TOTAL COMMITTED AS OF 9/1/23 (\$M)

DELIVERY METHOD	REBUILD BONDS	CAPITAL	GRANTS	TOTAL
PROJECT USER	\$201.9	\$10.3	\$7.1	\$219.3
CITY CAPITAL PROJECT	\$23.4	\$8.5	\$2.9	\$34.8
PRA PROJECTS	\$20.2	\$36.7	\$4.4	\$61.3
PROJECT MANAGEMENT	\$10.1	\$0.0	\$0.2	\$10.3
DIVERSITY AND INCLUSION	\$2.0	\$0.8	\$4.3	\$7.1
REBUILD ADMINISTRATION	\$0.0	\$0.0	\$14.7	\$14.7
<b>TOTAL</b>	<b>\$257.6</b>	<b>\$56.3</b>	<b>\$33.6</b>	<b>\$347.5</b>

The November 2018 bond issuance made \$86.5M available for projects. Total committed funds will utilize these funds as well as funds from future bond issues.

# FUNDRAISING

Philanthropy plays a key role in Rebuild's ability to deliver high quality parks, recreation centers, and libraries. The charts below provide a synopsis of Rebuild's fundraising efforts thus far. Please note these numbers do not include any dollars matched by the William Penn Foundation.

**TOTAL DOLLARS RAISED: \$40,896,585**

## RECENT GIFT AND GRANT AWARDS:

AMOUNT	FUNDER	PROJECT
\$1,000,000	DCED LSA State Program	Russo Park Playground
\$1,000,000	DCED LSA State Program	Cohocksink Recreation Center
\$900,000	DCED LSA State Program	Johnny Sample Recreation Center
\$789,750	DCED LSA State Program	Cecil B. Moore Recreation Center
\$500,000	DCED LSA State Program	Kingsessing Recreation Center
\$400,000	DCED LSA State Program	Barrett Playground
\$750,000	LIVE! Casino & Hotel	Murphy Recreation Center
\$725,000	DCED Pandemic Program	Cobbs Creek Nature Playground
\$250,000	LISC/NFL Foundation Grassroots Program	Olney Recreation Center
\$200,000	NFL Foundation	Kingsessing Recreation Center

## PENDING FUNDING REQUESTS:

AMOUNT	FUNDER	PROJECT
\$2,000,000	Community Project Funding	Francis J. Myers Recreation Center
\$2,000,000	Community Project Funding	Carousel House
\$2,000,000	Community Project Funding	McPherson Square Library
\$900,000	DCNR C2P2	Parkside Fields (Game)
\$443,710	DCNR C2P2	Fotteral Square
\$500,000	DCED LSA Philadelphia Program	McVeigh Recreation Center
\$200,000	DCED GTRP	Cecil B. Moore Recreation Center
\$250,000	DCED GTRP	Lawncrest Recreation Center
\$129,000	DCED GTRP	Malcolm X Memorial Park
\$250,000	DCED GTRP	Happy Hollow Playground

# PROJECT UPDATES

## REBUILD FLAGSHIP PROJECTS

The status of Rebuild's main renovation at each site

Council District	Site	Flagship Project Status
1	Capitolo Playground	Complete
1	Cohocksink Recreation Center	Public Engagement and Design
1	Heitzman Recreation Center	Complete
1	Murphy Recreation Center	Construction
1	Powers Park	Complete
1	Richmond Library	Preparing for Construction
1	Trenton & Auburn Playground	Pending

Council District	Site	Flagship Project Status
2	Chew Playground	Complete
2	Francis J. Myers Recreation Center	Construction
2	James Finnegan Playground	On Hold
2	Marian Anderson Recreation Center	Pending
2	Paschalville Library	Construction
2	Vare Recreation Center	Construction

Council District	Site	Flagship Project Status
3	Blanche A. Nixon Library	Preparing for Construction
3	Cobbs Creek Environmental Center	Construction
3	Johnny Sample (Cobbs Creek) Park & Recreation Center	Construction
3	Kingsessing Library	Construction
3	Malcolm X Memorial Park	Stakeholder Engagement
3	Kingsessing Recreation Center	Construction
3	Miles Mack Playground	Complete
3	West Mill Creek Playground	Public Engagement and Design

# PROJECT UPDATES

Council District	Site	Flagship Project Status
4	Carousel House	Public Engagement and Design
4	Carroll Park	Pending
4	Haverford Library	Pending
4	John C. Anderson Cultural Center	Stakeholder Engagement
4	Mander Playground	Pending
4	Parkside Fields Game	Public Engagement and Design
4	Parkside Fields Practice	Complete
4	Shepard Recreation Center	Public Engagement and Design
4	Wynnefield Library	Public Engagement and Design

Council District	Site	Flagship Project Status
5	8th & Diamond Playground	Complete
5	Athletic Recreation Center	Pending
5	Cecil B Moore Library	Public Engagement and Design
5	Cecil B. Moore Recreation Center	Public Engagement and Design
5	East Poplar Playground	Complete
5	Fishtown Library	Pending
5	Fishtown Recreation Center	Pending
5	Fotterall Square	Complete
5	Hancock Playground	Complete
5	Martin Luther King Jr. Recreation Center	Pending

Council District	Site	Flagship Project Status
6	Disston Recreation Center	Complete
6	Frank Glavin Playground	Complete
6	Moss Playground	Complete
6	Russo Park Playground	Public Engagement and Design
6	Vogt Recreation Center	Stakeholder Engagement

Council District	Site	Flagship Project Status
7	McPherson Square Library	Pending
7	McPherson Square Park	Pending
7	McVeigh Recreation Center	Public Engagement and Design
7	Nelson Playground	Complete
7	Piccoli Playground	Public Engagement and Design
7	Rivera Recreation Center	Construction
7	Waterloo Playground	Complete

# PROJECT UPDATES

Council District	Site	Flagship Project Status
8	Barrett Playground	Public Engagement and Design
8	Belfield Recreation Center	On Hold
8	Happy Hollow Recreation Center	Stakeholder Engagement
8	Jerome Brown Playground	On Hold
8	Nicetown-Tioga Library	Pending
8	Panati Playground	Public Engagement and Design
8	Vernon Park	Construction

Council District	Site	Flagship Project Status
9	Cherashore Playground	Public Engagement and Design
9	Lawncrest Library	Preparing for Construction
9	Lawncrest Recreation Center	Public Engagement and Design
9	Olney Recreation Center	Preparing for Construction
9	West Oak Lane Library	Pending
9	Ziehler Playground	Construction

Council District	Site	Flagship Project Status
10	Fox Chase Recreation Center	Pending
10	Gifford Playground	Complete
10	Hayes Playground	Complete
10	Pelbano Recreation Center	Preparing for Construction

# PROJECT UPDATES

## REBUILD FIRST FIXES

The status of one or more emergency fix or preliminary improvement Rebuild has underway in advance of its flagship project to keep communities sites accessible to communities

Council District	Site	Status of at least one First Fix
1	Capitolo Playground	Complete
1	Murphy Recreation Center	Complete
1	Powers Park	Complete
1	Trenton & Auburn Playground	Complete
2	Chew Playground	Complete
2	Francis J. Myers Recreation Center	Complete
3	Blanche A. Nixon Library	Complete
3	Cobbs Creek Environmental Center	Complete
3	Johnny Sample (Cobbs Creek) Park & Recreation Center	Complete
3	Kingsessing Library	Complete
3	Kingsessing Recreation Center	Complete
3	Miles Mack Playground	Complete
3	West Mill Creek Playground	Design
4	John C. Anderson Cultural Center	Complete
4	Parkside Fields Practice	Complete
4	Wynnefield Library	Complete
5	8th & Diamond Playground	Complete
5	Cecil B Moore Library	Complete
5	Cecil B. Moore Recreation Center	Complete
5	East Poplar Playground	Complete
5	Fishtown Library	Complete
5	Fishtown Recreation Center	Complete
5	Fotterall Square	Design
5	Martin Luther King Jr. Recreation Center	Complete
6	Disston Recreation Center	Construction
6	Frank Glavin Playground	Complete
6	Moss Playground	Complete
7	McPherson Square Library	Design
7	Nelson Playground	Complete
8	Belfield Recreation Center	Complete
8	Happy Hollow Recreation Center	Complete
8	Nicetown-Tioga Library	Complete
8	Vernon Park	Complete
9	Lawncrest Recreation Center	Complete
9	West Oak Lane Library	Complete
9	Ziehler Playground	Complete

# PROJECT UPDATES

Council District	Site	Status of at least one First Fix
10	Gifford Playground	Construction
10	Hayes Playground	Complete
10	Pelbano Recreation Center	Complete

# APPENDICES

## A - CONTRACT PARTICIPATION DETAIL

## B - WORKFORCE PARTICIPATION DETAIL

# REBUILD CONTRACT PARTICIPATION

As of 09/01/2023 (REBUILD INITIATED PROJECTS, CONTRACTS, AND WORK ORDERS)

Professional Services					MBE Rebuild Goals 25-30%				WBE Rebuild Goals 15-20%			
Project	Status	Total Professional Services	Total For Profit Committed	Total Spend For Profit Spend	MBE Commitment \$	MBE Commitment %	MBE Spend \$	MBE Spend %	WBE Commitment \$	WBE Commitment %	WBE Spend \$	WBE Spend %
8th & Diamond - Design Services	100%	\$2,200.00	\$2,200.00	\$2,200.00	\$0.00	0.00%	\$0.00	0.00%	\$0.00	0.00%	\$0.00	0.00%
8th & Diamond Playground - Asbestos Abatement	99%	\$12,465.48	\$12,465.48	\$12,319.04	\$0.00	0.00%	\$0.00	0.00%	\$0.00	0.00%	\$0.00	0.00%
8th & Diamond Playground - Air Monitoring	84%	\$4,666.50	\$4,666.50	\$3,916.02	\$0.00	0.00%	\$0.00	0.00%	\$0.00	0.00%	\$0.00	0.00%
John C. Anderson Cultural Center - Stair Assessment	0%	\$1,200.00	\$1,200.00	\$0.00	\$0.00	0.00%	\$0.00	0.00%	\$1,200.00	100.00%	\$0.00	0.00%
John C. Anderson Cultural Center - Site and Building Assessment and Design	25%	\$185,291.00	\$185,291.00	\$46,843.75	\$52,900.00	28.55%	\$21,000.00	44.83%	\$43,610.00	23.54%	\$12,308.75	26.28%
Barrett Playground - Site and Recreation Center Improvements	51%	\$1,831,851.90	\$887,204.90	\$639,317.03	\$268,542.97	30.27%	\$219,352.00	34.31%	\$348,914.20	39.33%	\$249,276.20	38.99%
Barrett Playground - EOP monitoring	0%	\$133,245.50	\$133,245.50	\$0.00	\$36,770.23	27.60%	\$0.00	0.00%	\$96,475.27	72.40%	\$0.00	0.00%
Belfield Recreation Center - Site & Building Assessment	100%	\$90,245.00	\$90,245.00	\$90,245.00	\$46,950.00	52.03%	\$46,950.00	52.03%	\$39,695.00	43.99%	\$39,695.00	43.99%
Belfield Recreation Center - Interior Wall Assessment	57%	\$10,000.00	\$10,000.00	\$5,662.83	\$10,000.00	100.00%	\$5,662.83	100.00%	\$0.00	0.00%	\$0.00	0.00%
Malcolm X Memorial Park - Design Services	0%	\$167,540.00	\$155,510.00	\$0.00	\$46,160.00	29.68%	\$0.00	0.00%	\$82,715.00	53.19%	\$0.00	0.00%
Capitolo Playground - Sprayground Replacement - Construction	100%	\$2,967.65	\$0.00	\$0.00	\$0.00	0.00%	\$0.00	0.00%	\$0.00	0.00%	\$0.00	0.00%
Capitolo Playground - Fields - Design	98%	\$142,748.00	\$142,748.00	\$140,330.89	\$115,880.70	81.18%	\$115,610.63	82.38%	\$0.00	0.00%	\$0.00	0.00%
Capitolo Playground - Building Renovation - Design	100%	\$21,244.00	\$21,244.00	\$21,244.00	\$8,131.50	38.28%	\$8,131.50	38.28%	\$762.50	3.59%	\$762.50	3.59%
Capitolo Playground - Community Engagement	100%	\$13,898.51	\$13,898.51	\$13,898.51	\$12,978.51	93.38%	\$12,978.51	93.38%	\$0.00	0.00%	\$0.00	0.00%
Capitolo Playground - EOP Monitoring	100%	\$29,282.00	\$29,282.00	\$29,282.00	\$29,282.00	100.00%	\$29,282.00	100.00%	\$0.00	0.00%	\$0.00	0.00%
Carousel House - Site and Building Improvement	88%	\$835,555.00	\$835,555.00	\$731,509.19	\$204,900.00	24.52%	\$141,600.00	19.36%	\$94,185.00	11.27%	\$87,422.00	11.95%
Carousel House - Land Survey	90%	\$53,603.00	\$53,353.00	\$48,453.00	\$36,853.00	69.07%	\$36,453.00	75.23%	\$0.00	0.00%	\$0.00	0.00%
Carousel House - CE	30%	\$146,790.00	\$146,790.00	\$44,608.67	\$115,790.00	78.88%	\$38,758.35	86.89%	\$0.00	0.00%	\$0.00	0.00%
Carousel House - Phase I Environmental	0%	\$7,627.00	\$7,627.00	\$0.00	\$0.00	0.00%	\$0.00	0.00%	\$0.00	0.00%	\$0.00	0.00%
Cherashore Playground - Site and Recreation Center Improvements	13%	\$865,120.00	\$318,082.00	\$40,378.50	\$131,425.00	41.32%	\$27,645.00	68.46%	\$154,157.00	48.46%	\$11,923.50	29.53%
Cherashore Playground - Site and Building Assessment	99%	\$46,140.00	\$46,140.00	\$45,850.00	\$42,950.00	93.09%	\$42,950.00	93.68%	\$3,190.00	6.91%	\$2,900.00	6.32%
Chew Playground - Fields Renovation - Design	76%	\$12,200.00	\$12,200.00	\$9,325.57	\$0.00	0.00%	\$0.00	0.00%	\$12,200.00	100.00%	\$9,325.57	100.00%
Chew Playground - Fields Renovation - Construction	100%	\$70,490.00	\$70,490.00	\$70,490.00	\$0.00	0.00%	\$0.00	0.00%	\$70,490.00	100.00%	\$70,490.00	100.00%
Chew Playground - Field Renovation Design	86%	\$270,903.00	\$270,903.00	\$232,363.43	\$0.00	0.00%	\$0.00	0.00%	\$270,903.00	100.00%	\$232,363.43	100.00%
Chew Playground - EOP Monitor	98%	\$37,000.00	\$37,000.00	\$36,260.00	\$37,000.00	100.00%	\$36,260.00	100.00%	\$0.00	0.00%	\$0.00	0.00%
Cohocksink Recreation Center - Site and Recreation Center Improvements	47%	\$714,500.00	\$445,845.00	\$299,873.97	\$91,651.35	20.56%	\$52,150.10	17.39%	\$198,823.58	44.59%	\$147,657.38	49.24%
Hayes Playground - Playground and Sprayground Renovation - EOP Monitor	100%	\$58,709.00	\$58,709.00	\$58,709.00	\$4,219.25	7.19%	\$4,219.25	7.19%	\$54,489.75	92.81%	\$54,489.75	92.81%
Disston Recreation Center - Recreation Center Upgrades - Design	73%	\$359,450.00	\$359,350.00	\$262,153.00	\$72,651.50	20.22%	\$51,208.50	19.53%	\$259,268.50	72.15%	\$184,879.50	70.52%
Disston Recreation Center - Recreation Center Upgrades - Construction	0%	\$159,012.00	\$159,012.00	\$0.00	\$0.00	0.00%	\$0.00	0.00%	\$159,012.00	100.00%	\$0.00	0.00%
Disston Recreation Center - LS Caldwell	0%	\$46,426.76	\$46,426.76	\$0.00	\$10,492.28	22.60%	\$0.00	0.00%	\$35,934.48	77.40%	\$0.00	0.00%
Disston Recreation Center - Playground & Site Renovation - EOP Monitor	100%	\$27,941.34	\$0.00	\$0.00	\$0.00	0.00%	\$0.00	0.00%	\$0.00	0.00%	\$0.00	0.00%
East Poplar Playground - Playground Renovation - Construction	100%	\$90,776.77	\$0.00	\$0.00	\$0.00	0.00%	\$0.00	0.00%	\$0.00	0.00%	\$0.00	0.00%
East Poplar Playground - Playground-PPR, Ground Recon	100%	\$31,570.00	\$31,570.00	\$31,570.00	\$9,400.00	29.78%	\$9,400.00	29.78%	\$22,170.00	70.22%	\$22,170.00	70.22%
East Poplar Playground - Playground Renovation - EOP Monitor	100%	\$52,470.00	\$52,470.00	\$52,470.00	\$52,470.00	100.00%	\$52,470.00	100.00%	\$0.00	0.00%	\$0.00	0.00%
James Finnegan Playground - Site and Building Improvements	0%	\$2,074,623.21	\$696,690.00	\$0.00	\$388,450.00	55.76%	\$0.00	0.00%	\$243,440.00	34.94%	\$0.00	0.00%
Fishtown Recreation Center - Pool- Special Inspections	100%	\$53,645.40	\$53,645.40	\$53,645.40	\$38,095.40	71.01%	\$38,095.40	71.01%	\$15,550.00	28.99%	\$15,550.00	28.99%
Fishtown Recreation Center - Hockey Drainage- Design	78%	\$47,543.80	\$47,543.80	\$37,280.05	\$43,743.80	92.01%	\$34,980.05	93.83%	\$0.00	0.00%	\$0.00	0.00%
Fishtown Recreation Center - Pool + Hockey - EOP Monitor	100%	\$83,250.00	\$83,250.00	\$83,250.00	\$70,250.00	84.38%	\$70,250.00	84.38%	\$13,000.00	15.62%	\$13,000.00	15.62%
Fishtown Recreation Center - EOP Monitoring	0%	\$23,597.71	\$23,597.71	\$0.00	\$5,495.44	23.29%	\$0.00	0.00%	\$18,102.27	76.71%	\$0.00	0.00%
Fotteral Square - Site Phase 1 - Design	100%	\$144,089.00	\$144,089.00	\$143,753.37	\$61,069.00	42.38%	\$60,733.37	42.25%	\$75,380.00	52.31%	\$75,380.00	52.44%
Fotteral Square - Site Phase 2 Improvements	100%	\$58,786.00	\$58,786.00	\$58,786.00	\$32,206.00	54.79%	\$32,206.00	54.79%	\$22,360.00	38.04%	\$22,360.00	38.04%
Fotteral Square - Community Engagement	88%	\$33,464.00	\$33,464.00	\$29,479.14	\$27,754.14	82.94%	\$27,754.14	94.15%	\$0.00	0.00%	\$0.00	0.00%
Fotteral Square - EOP Monitoring	81%	\$27,245.55	\$27,245.55	\$22,110.21	\$5,000.00	18.35%	\$1,516.68	6.86%	\$22,245.55	81.65%	\$20,593.53	93.14%
Gifford Playground - Playground Renovation - EOP Monitor	99%	\$25,851.00	\$25,851.00	\$25,568.22	\$5,025.00	19.44%	\$5,025.00	19.65%	\$20,826.00	80.56%	\$20,543.22	80.35%
Frank Glavin Playground - Playground and Recreation Center Improvements	81%	\$440,483.00	\$165,041.89	\$156,891.64	\$54,670.00	33.12%	\$53,052.50	33.81%	\$31,796.89	19.27%	\$29,759.64	18.97%
Glavin Playground - EOP Monitor - Armand Resources Group	100%	\$45,605.80	\$45,605.80	\$45,605.80	\$45,605.80	100.00%	\$45,605.80	100.00%	\$0.00	0.00%	\$0.00	0.00%
Frank Glavin Playground - Indoor Air Sampling	100%	\$5,267.00	\$5,267.00	\$5,267.00	\$0.00	0.00%	\$0.00	0.00%	\$2,999.00	56.94%	\$2,999.00	56.94%
Frank Glavin Playground - Tank Asbestos Inspection	0%	\$15,699.50	\$15,699.50	\$0.00	\$0.00	0.00%	\$0.00	0.00%	\$0.00	0.00%	\$0.00	0.00%
Hancock Playground - Playground Renovation - EOP Monitor	80%	\$24,738.06	\$24,738.06	\$19,754.80	\$0.00	0.00%	\$0.00	0.00%	\$24,738.06	100.00%	\$19,754.80	100.00%
Happy Hollow - Site & Building Assessment	0%	\$96,008.00	\$96,008.00	\$0.00	\$37,573.00	39.14%	\$0.00	0.00%	\$23,125.00	24.09%	\$0.00	0.00%
Heitzman Recreation Center - Playground and Recreation Center Improvements	80%	\$763,084.57	\$338,413.18	\$316,934.79	\$195,828.00	57.87%	\$186,143.47	58.73%	\$100,926.00	29.82%	\$95,405.58	30.10%

Professional Services					MBE Rebuild Goals 25-30%				WBE Rebuild Goals 15-20%			
Project	Status	Total Professional Services	Total For Profit Committed	Total Spend For Profit Spend	MBE Commitment \$	MBE Commitment %	MBE Spend \$	MBE Spend %	WBE Commitment \$	WBE Commitment %	WBE Spend \$	WBE Spend %
Heitzman Recreation Center - EOP Monitoring	56%	\$54,641.00	\$54,641.00	\$30,566.40	\$5,195.00	9.51%	\$5,195.00	17.00%	\$49,446.00	90.49%	\$25,371.40	83.00%
Rivera Recreation Center - Site and Recreation Center Improvements - Construction	78%	\$1,465,517.44	\$518,682.50	\$395,302.57	\$0.00	0.00%	\$0.00	0.00%	\$261,500.00	50.42%	\$239,644.22	60.62%
Rivera - Retaining Wall Structural Evaluation	90%	\$2,970.00	\$2,970.00	\$2,673.00	\$0.00	0.00%	\$0.00	0.00%	\$2,970.00	100.00%	\$2,673.00	100.00%
Rivera Recreation Center - Percent For Arts	60%	\$186,335.00	\$186,335.00	\$111,801.00	\$0.00	0.00%	\$0.00	0.00%	\$186,335.00	100.00%	\$111,801.00	100.00%
Rivera Recreation Center - Playground & Site Renovation - EOP Monitor	80%	\$221,290.00	\$221,290.00	\$177,032.00	\$50,400.00	22.78%	\$9,328.75	5.27%	\$170,890.00	77.22%	\$167,703.25	94.73%
Jerome Brown Playground - Site and Building Assessment	93%	\$76,375.50	\$76,375.50	\$71,123.00	\$39,050.00	51.13%	\$37,962.50	53.38%	\$28,944.50	37.90%	\$27,339.50	38.44%
Martin Luther King Jr. Recreation Center - Roof Replacement - Design	100%	\$60,955.00	\$60,955.00	\$60,955.00	\$3,975.00	6.52%	\$3,975.00	6.52%	\$42,940.00	70.45%	\$42,940.00	70.45%
Martin Luther King Jr. Recreation Center - EOP Monitoring - Promatech	36%	\$41,425.72	\$41,425.72	\$14,845.91	\$7,600.00	18.35%	\$2,161.25	14.56%	\$33,825.72	81.65%	\$12,684.66	85.44%
Kingsessing Recreation Center - Site and Recreation Center Improvements	75%	\$1,400,853.00	\$1,400,853.00	\$1,047,770.38	\$628,449.00	44.86%	\$441,651.00	42.15%	\$268,004.00	19.13%	\$199,308.25	19.02%
Kingsessing Recreation Center - Site and Building Assessment	98%	\$21,181.50	\$21,181.50	\$20,681.50	\$11,381.50	53.73%	\$11,381.50	55.03%	\$0.00	0.00%	\$0.00	0.00%
Kingsessing Recreation Center - Community Engagement	70%	\$43,919.00	\$43,919.00	\$30,726.14	\$23,970.08	54.58%	\$23,970.08	78.01%	\$12,087.50	27.52%	\$3,272.93	10.65%
Lawncrest Recreation Center - Site and Recreation Improvements	34%	\$2,760,320.14	\$1,413,721.14	\$699,631.83	\$808,762.18	57.21%	\$436,633.23	62.41%	\$423,304.00	29.94%	\$191,001.80	27.30%
Lawncrest Recreation Center - Cost Estimating Anlysis	100%	\$3,850.00	\$3,850.00	\$3,850.00	\$3,500.00	90.91%	\$3,500.00	90.91%	\$0.00	0.00%	\$0.00	0.00%
Mander Playground - Community Capacity Builders	0%	\$40,918.50	\$40,918.50	\$0.00	\$35,718.50	87.29%	\$0.00	0.00%	\$0.00	0.00%	\$0.00	0.00%
Miles Mack Playground - Site and Building - Construction Administration	84%	\$86,350.00	\$86,350.00	\$72,343.25	\$0.00	0.00%	\$0.00	0.00%	\$71,350.00	82.63%	\$57,350.00	79.27%
Miles Mack Playground - Site Upgrades- Playground & Sprayground Replacement - EOP Monitor	100%	\$31,526.00	\$31,526.00	\$31,494.68	\$5,476.70	17.37%	\$5,476.70	17.39%	\$26,049.30	82.63%	\$26,017.98	82.61%
McVeigh Recreation Center - Site and Recreation Center Improvements	31%	\$2,775,000.00	\$1,408,232.10	\$546,508.56	\$831,692.10	59.06%	\$225,697.31	41.30%	\$320,450.00	22.76%	\$146,756.25	26.85%
McVeigh Recreation Center - Site and Building Assessment	97%	\$30,265.00	\$30,265.00	\$29,265.00	\$13,265.00	43.83%	\$13,265.00	45.33%	\$0.00	0.00%	\$0.00	0.00%
Murphy Recreation Center - Building & Site Improvements - Design	59%	\$494,823.00	\$494,823.00	\$294,233.15	\$156,550.00	31.64%	\$94,975.00	32.28%	\$30,203.00	6.10%	\$12,008.40	4.08%
Murphy Recreation Center - Community Engagement	63%	\$33,693.00	\$33,693.00	\$21,257.08	\$16,362.08	48.56%	\$13,393.00	63.00%	\$0.00	0.00%	\$0.00	0.00%
Murphy Recreation Center - EOP monitoring	0%	\$33,693.40	\$33,693.40	\$0.00	\$5,054.01	15.00%	\$0.00	0.00%	\$28,639.39	85.00%	\$0.00	0.00%
Francis J. Myers Recreation Center - Site and Recreation Center Improvements Design	73%	\$1,565,990.00	\$1,538,198.00	\$1,138,500.59	\$574,734.00	37.36%	\$432,093.83	37.95%	\$201,874.00	13.12%	\$163,033.50	14.32%
Francis J. Myers Recreation Center - Basketball & Mini Pitch Design	100%	\$19,375.00	\$19,375.00	\$19,375.00	\$0.00	0.00%	\$0.00	0.00%	\$19,375.00	100.00%	\$19,375.00	100.00%
Francis J. Myers Recreation Center - Inlet Clearing	100%	\$2,906.23	\$0.00	\$0.00	\$0.00	0.00%	\$0.00	0.00%	\$0.00	0.00%	\$0.00	0.00%
Francis J. Myers Recreation Center - Community Engagement	19%	\$101,397.00	\$101,397.00	\$19,311.50	\$56,232.00	55.46%	\$15,884.00	82.25%	\$28,500.00	28.11%	\$2,750.00	14.24%
Francis J. Myers Recreation Center - EOP Monitoring - Promatech	8%	\$103,077.10	\$103,077.10	\$7,976.52	\$16,601.33	16.11%	\$1,045.00	13.10%	\$86,475.77	83.89%	\$6,931.52	86.90%
Nelson Playground - Special Inspections	74%	\$22,884.00	\$22,884.00	\$16,889.10	\$22,884.00	100.00%	\$16,889.10	100.00%	\$0.00	0.00%	\$0.00	0.00%
Nelson Playground - EOP Monitoring - Promatech	75%	\$31,475.32	\$31,475.32	\$23,643.12	\$8,740.00	27.77%	\$1,947.50	8.24%	\$22,735.32	72.23%	\$21,695.62	91.76%
Nelson Playground - CE	0%	\$9,640.00	\$3,990.00	\$0.00	\$0.00	0.00%	\$0.00	0.00%	\$0.00	0.00%	\$0.00	0.00%
Olney Recreation Center - Site and Recreation Center Improvements	67%	\$2,993,271.79	\$1,533,205.25	\$1,161,592.36	\$526,817.50	34.36%	\$397,693.13	34.24%	\$499,283.75	32.56%	\$428,979.85	36.93%
Olney Recreation Center - EOP Monitoring	100%	\$2,843.92	\$2,843.92	\$2,843.92	\$0.00	0.00%	\$0.00	0.00%	\$2,843.92	100.00%	\$2,843.92	100.00%
Olney Recreation Center - Environmental resource survey	100%	\$3,998.00	\$3,998.00	\$3,997.65	\$0.00	0.00%	\$0.00	0.00%	\$0.00	0.00%	\$0.00	0.00%
Panati Playground - Site and Recreation Center Improvements	0%	\$387,200.00	\$387,200.00	\$0.00	\$150,525.00	38.88%	\$0.00	0.00%	\$186,225.00	48.10%	\$0.00	0.00%
Panati Playground - Ceiling Improvements	0%	\$1,500.00	\$1,500.00	\$0.00	\$0.00	0.00%	\$0.00	0.00%	\$0.00	0.00%	\$0.00	0.00%
Panati Playground - Project Planning	100%	\$1,100.00	\$1,100.00	\$1,100.00	\$0.00	0.00%	\$0.00	0.00%	\$0.00	0.00%	\$0.00	0.00%
Panati Playground - Asbestos-Lead Paint Survey	0%	\$12,076.00	\$12,076.00	\$0.00	\$0.00	0.00%	\$0.00	0.00%	\$0.00	0.00%	\$0.00	0.00%
Al Pearlman Sports Complex - Design	89%	\$81,935.00	\$81,550.00	\$73,100.00	\$62,250.00	76.33%	\$56,400.00	77.15%	\$5,000.00	6.13%	\$5,000.00	6.84%
Al Pearlman Sports Complex - EOP Monitoring	0%	\$14,043.40	\$14,043.40	\$0.00	\$0.00	0.00%	\$0.00	0.00%	\$14,043.40	100.00%	\$0.00	0.00%
Piccoli Playground - Site and Building Improvements	29%	\$724,429.00	\$381,129.00	\$134,461.51	\$91,530.50	24.02%	\$47,968.76	35.67%	\$184,372.00	48.38%	\$49,572.00	36.87%
Piccoli Playground - Site and Building Assessment	96%	\$25,650.00	\$25,650.00	\$24,650.00	\$9,450.00	36.84%	\$9,450.00	38.34%	\$0.00	0.00%	\$0.00	0.00%
Pleasant Hill Park - Outbuilding - Garage Design	0%	\$19,475.00	\$19,475.00	\$0.00	\$19,475.00	100.00%	\$0.00	0.00%	\$0.00	0.00%	\$0.00	0.00%
Pelbano Recreation Center - Roof - Design	84%	\$168,832.00	\$168,832.00	\$141,760.95	\$49,894.00	29.55%	\$33,890.45	23.91%	\$97,708.00	57.87%	\$92,715.50	65.40%
Pelbano Recreation Center - Special Inspection	28%	\$21,700.00	\$21,700.00	\$6,000.00	\$21,700.00	100.00%	\$6,000.00	100.00%	\$0.00	0.00%	\$0.00	0.00%
Pelbano Recreation Center - Playground - Design	48%	\$180,780.00	\$150,780.00	\$66,641.66	\$55,175.00	36.59%	\$15,872.00	23.82%	\$84,385.00	55.97%	\$42,269.66	63.43%
Pelbano Recreation Center - Community Engagement	61%	\$21,064.00	\$21,064.00	\$12,921.97	\$16,489.00	78.28%	\$8,646.97	66.92%	\$0.00	0.00%	\$0.00	0.00%
Pelbano Playground - EOP Monitoring	66%	\$71,829.48	\$71,829.48	\$47,746.89	\$71,829.48	100.00%	\$47,746.89	100.00%	\$0.00	0.00%	\$0.00	0.00%
Russo Park Playground - Site Renovations - Design	33%	\$308,702.20	\$308,702.20	\$100,525.04	\$157,567.20	51.04%	\$55,530.04	55.24%	\$135,215.00	43.80%	\$37,355.00	37.16%
Russo Park Playground - COVID-19 Community Engagement	99%	\$34,097.00	\$34,097.00	\$33,917.25	\$17,992.00	52.77%	\$17,926.00	52.85%	\$8,050.00	23.61%	\$8,050.00	23.73%
Shepard Recreation Center - Site and Recreation Center Improvements	43%	\$2,355,159.01	\$1,142,079.01	\$747,094.63	\$337,650.62	29.56%	\$203,394.18	27.22%	\$300,530.00	26.31%	\$226,512.38	30.32%
Shepard Recreation Center - EOP Monitoring	0%	\$132,000.00	\$132,000.00	\$0.00	\$132,000.00	100.00%	\$0.00	0.00%	\$0.00	0.00%	\$0.00	0.00%
Vare Recreation Center - Site and Recreation Center Improvements	60%	\$3,139,880.00	\$1,374,833.00	\$1,153,367.11	\$465,910.00	33.89%	\$350,664.11	30.40%	\$239,603.00	17.43%	\$220,730.84	19.14%
Vare Recreation Center - EOP Monitoring	24%	\$234,620.00	\$234,620.00	\$55,868.29	\$215,870.00	92.01%	\$37,118.29	66.44%	\$18,750.00	7.99%	\$18,750.00	33.56%
Vernon Park - EOP Monitoring	57%	\$9,509.85	\$9,509.85	\$5,463.45	\$0.00	0.00%	\$0.00	0.00%	\$9,509.85	100.00%	\$5,463.45	100.00%
Vogt Recreation Center - Site and Building Improvements	8%	\$1,609,376.00	\$757,631.00	\$60,985.21	\$173,620.00	22.92%	\$14,615.00	23.96%	\$250,153.00	33.02%	\$29,402.50	48.21%
Waterloo Playground - Playground Renovation - EOP Monitor	100%	\$35,286.00	\$35,286.00	\$35,286.00	\$4,180.00	11.85%	\$4,180.00	11.85%	\$31,106.00	88.15%	\$31,106.00	88.15%

Professional Services					MBE Rebuild Goals 25-30%				WBE Rebuild Goals 15-20%			
Project	Status	Total Professional Services	Total For Profit Committed	Total Spend For Profit Spend	MBE Commitment \$	MBE Commitment %	MBE Spend \$	MBE Spend %	WBE Commitment \$	WBE Commitment %	WBE Spend \$	WBE Spend %
West Mill Creek Playground - Master Plan	72%	\$82,500.00	\$76,875.00	\$59,316.97	\$25,301.00	32.91%	\$14,150.47	23.86%	\$46,074.00	59.93%	\$39,666.50	66.87%
West Mill Creek Playground - Retaining Wall	42%	\$60,184.00	\$60,184.00	\$25,056.40	\$47,684.00	79.23%	\$25,056.40	100.00%	\$0.00	0.00%	\$0.00	0.00%
West Mill Creek Playground - Emerg. Barricades	0%	\$4,440.59	\$0.00	\$0.00	\$0.00	0.00%	\$0.00	0.00%	\$0.00	0.00%	\$0.00	0.00%
West Mill Creek Playground - Community Engagement	0%	\$35,337.50	\$35,337.50	\$0.00	\$28,437.50	80.47%	\$0.00	0.00%	\$0.00	0.00%	\$0.00	0.00%
Ziehler Playground - Site Improvements - Design	80%	\$468,426.00	\$468,426.00	\$374,613.99	\$170,266.13	36.35%	\$130,997.54	34.97%	\$270,639.87	57.78%	\$216,296.45	57.74%
Ziehler Playground - EOP Monitoring	0%	\$40,129.20	\$40,129.20	\$0.00	\$0.00	0.00%	\$0.00	0.00%	\$40,129.20	100.00%	\$0.00	0.00%
Parkside Fields Game - Site Design	32%	\$610,683.00	\$556,558.00	\$191,343.96	\$217,873.00	39.15%	\$86,750.00	45.34%	\$238,645.00	42.88%	\$75,030.21	39.21%
Parkside Fields Game - Edgely CE	0%	\$89,305.00	\$66,420.00	\$0.00	\$0.00	0.00%	\$0.00	0.00%	\$33,000.00	49.68%	\$0.00	0.00%
Parkside Fields Practice - Site Improvements- Soccer Field, Fencing, Practice Field - EOP Monitor	48%	\$30,000.00	\$0.00	\$0.00	\$0.00	0.00%	\$0.00	0.00%	\$0.00	0.00%	\$0.00	0.00%
Johnny Sample (Cobbs Creek) Park & Recreation Center - Site and Recreation Center Improvements	35%	\$2,686,680.48	\$1,216,680.48	\$716,988.27	\$730,023.00	60.00%	\$543,589.27	75.82%	\$265,470.00	21.82%	\$102,941.00	14.36%
Johnny Sample (Cobbs Creek) Park & Recreation Center - Site and Building Assessment	97%	\$35,203.00	\$35,203.00	\$34,203.00	\$17,203.00	48.87%	\$17,203.00	50.30%	\$0.00	0.00%	\$0.00	0.00%
Johnny Sample (Cobbs Creek) Park & Recreation Center - Pipe Design	62%	\$51,394.00	\$51,394.00	\$31,651.00	\$0.00	0.00%	\$0.00	0.00%	\$51,394.00	100.00%	\$31,651.00	100.00%
Johnny Sample (Cobbs Creek) Park & Recreation Center - EOP Monitoring	0%	\$110,880.00	\$110,880.00	\$0.00	\$110,880.00	100.00%	\$0.00	0.00%	\$0.00	0.00%	\$0.00	0.00%
Johnny Sample (Cobbs Creek) Park & Recreation Center - UHW Inventory	0%	\$7,645.00	\$7,645.00	\$0.00	\$0.00	0.00%	\$0.00	0.00%	\$0.00	0.00%	\$0.00	0.00%
Cecil B. Moore Recreation Center - Site and Recreation Center Improvements	25%	\$3,006,190.00	\$1,616,486.99	\$546,885.46	\$777,622.80	48.11%	\$346,940.46	63.44%	\$651,220.00	40.29%	\$185,105.00	33.85%
Cecil B. Moore Recreation Center - Site & Building Assessment	100%	\$49,593.00	\$49,593.00	\$49,593.00	\$16,893.00	34.06%	\$16,893.00	34.06%	\$0.00	0.00%	\$0.00	0.00%
Cobbs Creek Environmental Center - Site and Building Improvements	0%	\$34,152.96	\$21,400.00	\$0.00	\$0.00	0.00%	\$0.00	0.00%	\$0.00	0.00%	\$0.00	0.00%
Cobbs Creek Environmental Center - Playground Design	92%	\$74,200.00	\$74,200.00	\$68,134.50	\$20,100.00	27.09%	\$19,300.00	28.33%	\$0.00	0.00%	\$0.00	0.00%
Cobbs Creek Environmental Center - PG Design Documentation by KSE	69%	\$20,000.00	\$20,000.00	\$13,815.00	\$20,000.00	100.00%	\$13,815.00	100.00%	\$0.00	0.00%	\$0.00	0.00%
Cobbs Creek Environmental Center - Community Engagement	0%	\$22,383.00	\$22,383.00	\$0.00	\$11,950.00	53.39%	\$0.00	0.00%	\$1,920.00	8.58%	\$0.00	0.00%
Cobbs Creek Environmental Center - Global Synergies	87%	\$17,700.00	\$17,700.00	\$15,425.00	\$17,700.00	100.00%	\$15,425.00	100.00%	\$0.00	0.00%	\$0.00	0.00%
Cobbs Creek Environmental Center - EOP Monitoring	77%	\$20,880.00	\$20,880.00	\$16,040.00	\$20,880.00	100.00%	\$16,040.00	100.00%	\$0.00	0.00%	\$0.00	0.00%
Cobbs Creek Environmental Center - Lead Survey	0%	\$1,619.00	\$1,619.00	\$0.00	\$0.00	0.00%	\$0.00	0.00%	\$0.00	0.00%	\$0.00	0.00%
Blanche A. Nixon Library - Site and Building Assessment	100%	\$28,390.00	\$28,390.00	\$28,390.00	\$28,390.00	100.00%	\$28,390.00	100.00%	\$0.00	0.00%	\$0.00	0.00%
Blanche A. Nixon Library - Site and Library Improvements	48%	\$1,537,650.00	\$895,859.00	\$646,326.04	\$497,330.00	55.51%	\$343,172.25	53.10%	\$318,604.00	35.56%	\$254,644.90	39.40%
Blanche A. Nixon Library - Cobbs Creek	0%	\$5,934.00	\$5,934.00	\$0.00	\$0.00	0.00%	\$0.00	0.00%	\$0.00	0.00%	\$0.00	0.00%
Cecil B. Moore Library - Site and Building Assessment	100%	\$24,190.00	\$24,190.00	\$24,190.00	\$18,890.00	78.09%	\$18,890.00	78.09%	\$0.00	0.00%	\$0.00	0.00%
Cecil B. Moore Library - Design	14%	\$264,832.00	\$264,832.00	\$38,276.90	\$124,707.00	47.09%	\$16,671.90	43.56%	\$30,850.00	11.65%	\$705.00	1.84%
Cecil B. Moore Library - Community Engagement	0%	\$45,000.00	\$45,000.00	\$0.00	\$21,500.00	47.78%	\$0.00	0.00%	\$9,500.00	21.11%	\$0.00	0.00%
Haverford Library - Site & Building Assessment and Design	100%	\$26,400.00	\$26,400.00	\$26,400.00	\$26,400.00	100.00%	\$26,400.00	100.00%	\$0.00	0.00%	\$0.00	0.00%
Haverford Library - Mechanical Assessment Review	100%	\$9,430.00	\$9,430.00	\$9,430.00	\$430.00	4.56%	\$430.00	4.56%	\$0.00	0.00%	\$0.00	0.00%
Kingsessing Library - Site and Building Assessment	98%	\$20,287.50	\$20,287.50	\$19,787.50	\$10,487.50	51.69%	\$10,487.50	53.00%	\$0.00	0.00%	\$0.00	0.00%
Kingsessing Library - Co-Located Improvements - Design	80%	\$532,315.00	\$532,315.00	\$425,496.50	\$214,010.00	40.20%	\$174,221.00	40.95%	\$107,661.00	20.23%	\$74,721.50	17.56%
Kingsessing Library - Community Engagement	66%	\$43,919.00	\$43,919.00	\$28,964.90	\$31,566.50	71.87%	\$25,481.78	87.97%	\$3,775.00	8.60%	\$0.00	0.00%
Kingsessing Library - EOP Monitoring	10%	\$78,532.20	\$78,532.20	\$7,630.38	\$11,779.83	15.00%	\$0.00	0.00%	\$66,752.37	85.00%	\$7,630.38	100.00%
Lawncrest Library - Library Renovation	56%	\$828,284.15	\$485,625.15	\$369,788.93	\$262,564.19	54.07%	\$235,472.47	63.68%	\$116,278.00	23.94%	\$100,249.50	27.11%
McPherson Square Library - Library Renovation	9%	\$2,430,914.00	\$1,026,711.00	\$107,481.00	\$731,544.70	71.25%	\$66,400.00	61.78%	\$243,109.00	23.68%	\$37,221.00	34.63%
McPherson Square Library - Lib Design	24%	\$76,738.00	\$76,738.00	\$18,313.00	\$23,678.00	30.86%	\$0.00	0.00%	\$3,750.00	4.89%	\$0.00	0.00%
Nicetown--Tioga Library - EOP Monitor	13%	\$9,416.98	\$9,416.98	\$1,178.36	\$3,040.00	32.28%	\$0.00	0.00%	\$6,376.98	67.72%	\$1,178.36	100.00%
Paschalville Library - Library Renovation	50%	\$2,241,224.37	\$1,039,679.29	\$745,911.93	\$675,661.50	64.99%	\$492,516.40	66.03%	\$191,708.00	18.44%	\$158,479.75	21.25%
Paschalville Library - Assessment	100%	\$25,300.00	\$25,300.00	\$25,300.00	\$25,300.00	100.00%	\$25,300.00	100.00%	\$0.00	0.00%	\$0.00	0.00%
Paschalville Library - EOP Monitoring	0%	\$66,000.00	\$66,000.00	\$0.00	\$66,000.00	100.00%	\$0.00	0.00%	\$0.00	0.00%	\$0.00	0.00%
Richmond Library - Assessment	100%	\$27,660.00	\$27,660.00	\$27,660.00	\$27,660.00	100.00%	\$27,660.00	100.00%	\$0.00	0.00%	\$0.00	0.00%
Richmond Library - Scope Determination	100%	\$12,000.00	\$12,000.00	\$12,000.00	\$12,000.00	100.00%	\$12,000.00	100.00%	\$0.00	0.00%	\$0.00	0.00%
Richmond Library- Mechanical Assessment Review	100%	\$5,215.00	\$5,215.00	\$5,215.00	\$215.00	4.12%	\$215.00	4.12%	\$0.00	0.00%	\$0.00	0.00%
Richmond Library - Design	30%	\$102,712.50	\$102,712.50	\$30,985.50	\$91,712.50	89.29%	\$30,985.50	100.00%	\$0.00	0.00%	\$0.00	0.00%
West Oak Lane Library - Assessment	100%	\$25,210.00	\$25,210.00	\$25,210.00	\$25,210.00	100.00%	\$25,210.00	100.00%	\$0.00	0.00%	\$0.00	0.00%
West Oak Lane Library - Scope Determination and Design	100%	\$12,000.00	\$12,000.00	\$12,000.00	\$12,000.00	100.00%	\$12,000.00	100.00%	\$0.00	0.00%	\$0.00	0.00%
West Oak Lane Library - Mechanical Assessment Review	100%	\$5,215.00	\$5,215.00	\$5,215.00	\$5,215.00	100.00%	\$5,215.00	100.00%	\$0.00	0.00%	\$0.00	0.00%
West Oak Lane Library - Roof Design Review	100%	\$2,720.00	\$2,720.00	\$2,720.00	\$0.00	0.00%	\$0.00	0.00%	\$2,720.00	100.00%	\$2,720.00	100.00%
Wynnefield Library - Site and Building Assessment and Design	100%	\$58,995.00	\$58,995.00	\$58,995.00	\$25,100.00	42.55%	\$25,100.00	42.55%	\$21,090.00	35.75%	\$21,090.00	35.75%
Wynnefield Library - Plaza Renovations	6%	\$136,445.00	\$136,445.00	\$7,744.00	\$75,265.00	55.16%	\$690.00	8.91%	\$58,660.00	42.99%	\$7,054.00	91.09%
Professional Services - Bank Fees and Insurance - PIDC	56%	\$766,986.00	\$0.00	\$0.00	\$0.00	0.00%	\$0.00	0.00%	\$0.00	0.00%	\$0.00	0.00%
Professional Services - PAID Financial System - PIDC	100%	\$110,440.38	\$0.00	\$0.00	\$0.00	0.00%	\$0.00	0.00%	\$0.00	0.00%	\$0.00	0.00%
Professional Services - WFD training - Statera	35%	\$440,400.00	\$440,400.00	\$154,199.39	\$391,335.00	88.86%	\$131,799.39	85.47%	\$9,225.00	2.09%	\$4,747.50	3.08%
Professional Services - Moving Boxes - Superior Movers	26%	\$13,156.40	\$13,156.40	\$3,384.25	\$0.00	0.00%	\$0.00	0.00%	\$0.00	0.00%	\$0.00	0.00%

Professional Services					MBE Rebuild Goals 25-30%				WBE Rebuild Goals 15-20%			
Project	Status	Total Professional Services	Total For Profit Committed	Total Spend For Profit Spend	MBE Commitment \$	MBE Commitment %	MBE Spend \$	MBE Spend %	WBE Commitment \$	WBE Commitment %	WBE Spend \$	WBE Spend %
Professional Services - Payments to WFD Participants - Montage	49%	\$1,500,000.00	\$1,500,000.00	\$736,305.58	\$1,500,000.00	100.00%	\$736,305.58	100.00%	\$0.00	0.00%	\$0.00	0.00%
Professional Services - Business Support - The Enterprise Center	98%	\$518,699.68	\$155,349.92	\$150,320.32	\$77,818.30	50.09%	\$77,038.70	51.25%	\$50,460.29	32.48%	\$46,210.29	30.74%
Professional Services - Business Support - Surety Bond Associates	66%	\$1,133,250.00	\$1,113,050.00	\$732,867.87	\$300,000.00	26.95%	\$195,911.25	26.73%	\$681,800.00	61.26%	\$473,494.12	64.61%
Professional Services - Construction hats - Arbill	100%	\$385.80	\$385.80	\$385.80	\$0.00	0.00%	\$0.00	0.00%	\$385.80	100.00%	\$385.80	100.00%
Professional Services - Carpenter's Tools - Independent Hardware Inc.	100%	\$2,967.90	\$2,967.90	\$2,967.90	\$0.00	0.00%	\$0.00	0.00%	\$0.00	0.00%	\$0.00	0.00%
Professional Services - Carpenter's Tools - DL Electronics	100%	\$3,305.71	\$3,305.71	\$3,305.71	\$0.00	0.00%	\$0.00	0.00%	\$0.00	0.00%	\$0.00	0.00%
Professional Services - JMT Program Mgmt - Johnson Mirmiran & Thompson, Inc.	71%	\$5,436,376.00	\$5,436,376.00	\$3,875,292.62	\$1,280,519.58	23.55%	\$763,740.48	19.71%	\$610,396.79	11.23%	\$598,561.79	15.45%
Professional Services - WFD Construction Apprentice Prep - Construction Apprentice Preparatory	66%	\$320,000.00	\$320,000.00	\$210,787.57	\$36,400.00	11.38%	\$0.00	0.00%	\$0.00	0.00%	\$0.00	0.00%
Professional Services - WFD Transport to work for participants - National Center for Family Recovery (Ride to Work)	38%	\$130,084.08	\$130,084.08	\$48,824.00	\$0.00	0.00%	\$0.00	0.00%	\$0.00	0.00%	\$0.00	0.00%
Professional Services - WFD Training - University City District	100%	\$11,207.50	\$10,647.50	\$10,647.50	\$375.00	3.52%	\$375.00	3.52%	\$0.00	0.00%	\$0.00	0.00%
Professional Services - Graphic Design Services - Replica Creative	100%	\$4,184.00	\$4,184.00	\$4,184.00	\$0.00	0.00%	\$0.00	0.00%	\$0.00	0.00%	\$0.00	0.00%
Professional Services - Fairmount Ventures	100%	\$28,000.00	\$28,000.00	\$28,000.00	\$0.00	0.00%	\$0.00	0.00%	\$0.00	0.00%	\$0.00	0.00%
Professional Services - Talson-CMC	100%	\$150,607.00	\$150,607.00	\$150,607.00	\$124,149.50	82.43%	\$124,149.50	82.43%	\$26,457.50	17.57%	\$26,457.50	17.57%
Professional Services - Community Capacity Builders	79%	\$149,656.50	\$149,656.50	\$118,182.50	\$131,796.50	88.07%	\$117,852.50	99.72%	\$0.00	0.00%	\$0.00	0.00%
Professional Services - Portfolio Associates	100%	\$26,751.00	\$26,751.00	\$26,737.50	\$9,326.00	34.86%	\$9,320.00	34.86%	\$15,625.00	58.41%	\$15,625.00	58.44%
Professional Services - Joyce Miller and Assoc.	100%	\$38,617.50	\$38,617.50	\$38,617.50	\$24,537.50	63.54%	\$24,537.50	63.54%	\$14,080.00	36.46%	\$14,080.00	36.46%
Professional Services - Accounting Services - Mitchell & Titus	100%	\$29,000.00	\$29,000.00	\$29,000.00	\$29,000.00	100.00%	\$29,000.00	100.00%	\$0.00	0.00%	\$0.00	0.00%
Professional Services - WFD Classroom rental - Temple	100%	\$4,140.00	\$0.00	\$0.00	\$0.00	0.00%	\$0.00	0.00%	\$0.00	0.00%	\$0.00	0.00%
Professional Services - EOP Monitoring - Armand	0%	\$25,000.00	\$25,000.00	\$0.00	\$20,000.00	80.00%	\$0.00	0.00%	\$5,000.00	20.00%	\$0.00	0.00%
Professional Services - EOP Monitoring - L.S. Caldwell	82%	\$25,000.00	\$25,000.00	\$20,570.00	\$3,750.00	15.00%	\$0.00	0.00%	\$21,250.00	85.00%	\$20,570.00	100.00%
Professional Services - EOP Monitoring - Promatech	7%	\$25,000.00	\$25,000.00	\$1,756.01	\$7,500.00	30.00%	\$0.00	0.00%	\$17,500.00	70.00%	\$1,756.01	100.00%
Professional Services - Shovels for groundbreaking - Grainger	100%	\$120.04	\$120.04	\$120.04	\$0.00	0.00%	\$0.00	0.00%	\$0.00	0.00%	\$0.00	0.00%
Professional Services - Payments participants in WFD program through PRA - PRA	81%	\$515,646.02	\$0.00	\$0.00	\$0.00	0.00%	\$0.00	0.00%	\$0.00	0.00%	\$0.00	0.00%
Professional Services - Paint tools for WFD Participants - Sherwin Williams	100%	\$693.37	\$693.37	\$693.37	\$0.00	0.00%	\$0.00	0.00%	\$0.00	0.00%	\$0.00	0.00%
Professional Services - Work Force Development T-shirts - Uniform Gear Inc.	100%	\$3,157.00	\$3,157.00	\$3,157.00	\$0.00	0.00%	\$0.00	0.00%	\$3,157.00	100.00%	\$3,157.00	100.00%
Professional Services - Collateral items - banners, tablecloths, water bottles etc. - Vanguard Direct	100%	\$4,414.75	\$4,414.75	\$4,414.75	\$0.00	0.00%	\$0.00	0.00%	\$0.00	0.00%	\$0.00	0.00%
Professional Services - Drawing Project ID Sign	100%	\$800.00	\$800.00	\$800.00	\$0.00	0.00%	\$0.00	0.00%	\$800.00	100.00%	\$800.00	100.00%
Professional Services - Fence wraps - Northeast Fence	100%	\$9,750.00	\$9,750.00	\$9,750.00	\$0.00	0.00%	\$0.00	0.00%	\$0.00	0.00%	\$0.00	0.00%
Professional Services - Banners - Maxon Supplies	100%	\$4,897.22	\$4,897.22	\$4,897.22	\$0.00	0.00%	\$0.00	0.00%	\$0.00	0.00%	\$0.00	0.00%
Professional Services - Hand Sanitizer - WB Mason Company	100%	\$128.06	\$128.06	\$128.06	\$0.00	0.00%	\$0.00	0.00%	\$0.00	0.00%	\$0.00	0.00%
Professional Services - WFD Training-PHA	100%	\$85,935.77	\$0.00	\$0.00	\$0.00	0.00%	\$0.00	0.00%	\$0.00	0.00%	\$0.00	0.00%
Professional Services - Playbook and Best Practices	59%	\$245,540.98	\$161,510.00	\$132,183.62	\$22,225.00	13.76%	\$21,070.00	15.94%	\$28,460.00	17.62%	\$17,920.00	13.56%
Professional Services - Paper Supply-Veritiv	100%	\$988.60	\$988.60	\$988.60	\$0.00	0.00%	\$0.00	0.00%	\$988.60	100.00%	\$988.60	100.00%
Professional Services - Conference - NOMA	100%	\$300.00	\$0.00	\$0.00	\$0.00	0.00%	\$0.00	0.00%	\$0.00	0.00%	\$0.00	0.00%
Professional Services - Aramark	100%	\$3,946.79	\$3,946.79	\$3,946.79	\$0.00	0.00%	\$0.00	0.00%	\$0.00	0.00%	\$0.00	0.00%
Professional Services - Ribbons Express Inc.	100%	\$417.69	\$417.69	\$417.69	\$0.00	0.00%	\$0.00	0.00%	\$0.00	0.00%	\$0.00	0.00%
Professional Services - Garden State Highway Products, Inc.	100%	\$13,320.00	\$13,320.00	\$13,320.00	\$0.00	0.00%	\$0.00	0.00%	\$13,320.00	100.00%	\$13,320.00	100.00%
Professional Services - AT&T	81%	\$2,254.05	\$2,254.05	\$1,829.49	\$0.00	0.00%	\$0.00	0.00%	\$0.00	0.00%	\$0.00	0.00%
Professional Services - Fund for Philadelphia Inc.	100%	\$7,000.00	\$0.00	\$0.00	\$0.00	0.00%	\$0.00	0.00%	\$0.00	0.00%	\$0.00	0.00%
Professional Services - South Jersey Paper Products	100%	\$35.84	\$35.84	\$35.84	\$0.00	0.00%	\$0.00	0.00%	\$35.84	100.00%	\$35.84	100.00%
Professional Services - PaperMart Inc.	100%	\$182.82	\$182.82	\$182.82	\$0.00	0.00%	\$0.00	0.00%	\$0.00	0.00%	\$0.00	0.00%
Professional Services - Design Guide Development - SMP Architects	19%	\$66,070.00	\$66,070.00	\$12,832.50	\$0.00	0.00%	\$0.00	0.00%	\$35,780.00	54.15%	\$3,420.00	26.65%
Professional Services - Capital Improvement Plan	100%	\$74,900.00	\$74,900.00	\$74,885.93	\$25,465.68	34.00%	\$25,453.23	33.99%	\$6,875.00	9.18%	\$6,875.00	9.18%
Professional Services - Corona Partners - Strategic Plan	67%	\$77,000.00	\$77,000.00	\$51,262.37	\$27,027.00	35.10%	\$17,430.00	34.00%	\$0.00	0.00%	\$0.00	0.00%
Professional Services - WFD Training	100%	\$2,640.26	\$2,640.26	\$2,640.26	\$0.00	0.00%	\$0.00	0.00%	\$0.00	0.00%	\$0.00	0.00%
Professional Services - Web Services	32%	\$750,000.00	\$750,000.00	\$239,832.91	\$102,500.00	13.67%	\$39,950.00	16.66%	\$101,750.00	13.57%	\$44,475.00	18.54%
Professional Services - Owner's Rep	51%	\$4,458,039.00	\$4,458,039.00	\$2,266,924.82	\$342,915.20	7.69%	\$129,171.20	5.70%	\$3,682,732.00	82.61%	\$1,866,119.65	82.32%
Professional Services - Women In Dialogue - WFD	100%	\$5,524.00	\$0.00	\$0.00	\$0.00	0.00%	\$0.00	0.00%	\$0.00	0.00%	\$0.00	0.00%
Professional Services - Class 200,300,400 Purchases	87%	\$36,147.14	\$5,451.17	\$1,275.42	\$0.00	0.00%	\$0.00	0.00%	\$190.55	3.50%	\$190.55	14.94%
Professional Services - JPG Photo	43%	\$161,000.00	\$161,000.00	\$69,850.00	\$0.00	0.00%	\$0.00	0.00%	\$0.00	0.00%	\$0.00	0.00%
Professional Services - Office Trashcans - T Frank McCalls	100%	\$107.92	\$107.92	\$107.92	\$0.00	0.00%	\$0.00	0.00%	\$107.92	100.00%	\$107.92	100.00%
Professional Services - UPS Deliveries	100%	\$8.46	\$8.46	\$8.46	\$0.00	0.00%	\$0.00	0.00%	\$0.00	0.00%	\$0.00	0.00%
Professional Services - Misc. Payments	53%	\$10,500.00	\$434.97	\$434.97	\$0.00	0.00%	\$0.00	0.00%	\$0.00	0.00%	\$0.00	0.00%
Professional Services - Fireball Printing	100%	\$720.00	\$720.00	\$720.00	\$0.00	0.00%	\$0.00	0.00%	\$0.00	0.00%	\$0.00	0.00%
Professional Services - Schultz & Williams Inc. Fundraising	50%	\$153,999.00	\$153,999.00	\$77,000.00	\$0.00	0.00%	\$0.00	0.00%	\$0.00	0.00%	\$0.00	0.00%
Professional Services - McClanahan Associates - Evaluation	44%	\$60,000.00	\$60,000.00	\$26,195.91	\$0.00	0.00%	\$0.00	0.00%	\$60,000.00	100.00%	\$26,195.91	100.00%

Professional Services					MBE Rebuild Goals 25-30%				WBE Rebuild Goals 15-20%			
Project	Status	Total Professional Services	Total For Profit Committed	Total Spend For Profit Spend	MBE Commitment \$	MBE Commitment %	MBE Spend \$	MBE Spend %	WBE Commitment \$	WBE Commitment %	WBE Spend \$	WBE Spend %
Professional Services - Multiple Sites - Turf Field Review	0%	\$12,000.00	\$12,000.00	\$0.00	\$12,000.00	100.00%	\$0.00	0.00%	\$0.00	0.00%	\$0.00	0.00%
Professional Services - Water Sampling - Duffield Associates	100%	\$51,275.00	\$51,275.00	\$51,275.00	\$0.00	0.00%	\$0.00	0.00%	\$34,515.50	67.31%	\$34,515.50	67.31%
Professional Services - Specification Drafting	100%	\$7,292.00	\$7,292.00	\$7,289.50	\$0.00	0.00%	\$0.00	0.00%	\$7,292.00	100.00%	\$7,289.50	100.00%
	49%	\$68,773,538.17	\$46,856,309.54	\$26,984,698.76	\$18,102,792.06	38.63%	\$9,903,137.92	36.70%	\$15,152,871.68	32.34%	\$8,663,101.76	32.10%

Construction					MBE Rebuild Goals 25-30%				WBE Rebuild Goals 15-20%			
Project	Status	Total Construction	Total For Profit Committed	Total Spend For Profit Spend	MBE Commitment \$	MBE Commitment %	MBE Spend \$	MBE Spend %	WBE Commitment \$	WBE Commitment %	WBE Spend \$	WBE Spend %
8th & Diamond - Roof Construction	100%	\$61,107.70	\$57,110.00	\$57,100.00	\$0.00	0.00%	\$0.00	0.00%	\$57,110.00	100.00%	\$57,100.00	100.00%
8th & Diamond Playground - Security Cameras	87%	\$11,240.53	\$11,240.53	\$9,791.04	\$0.00	0.00%	\$0.00	0.00%	\$0.00	0.00%	\$0.00	0.00%
John C. Anderson Cultural Center - Stair Shoring - Construction	100%	\$6,450.30	\$0.00	\$0.00	\$0.00	0.00%	\$0.00	0.00%	\$0.00	0.00%	\$0.00	0.00%
John C. Anderson Cultural Center - Demolition and Stone Cap Removal	0%	\$54,988.27	\$0.00	\$0.00	\$0.00	0.00%	\$0.00	0.00%	\$0.00	0.00%	\$0.00	0.00%
John C. Anderson Cultural Center - Roof Drains	0%	\$3,424.00	\$3,200.00	\$0.00	\$0.00	0.00%	\$0.00	0.00%	\$3,200.00	100.00%	\$0.00	0.00%
Belfield Recreation Center - Sidewalks	100%	\$46,110.15	\$0.00	\$0.00	\$0.00	0.00%	\$0.00	0.00%	\$0.00	0.00%	\$0.00	0.00%
Belfield Recreation Center - Interior Glaze Block Removal	0%	\$42,151.15	\$0.00	\$0.00	\$0.00	0.00%	\$0.00	0.00%	\$0.00	0.00%	\$0.00	0.00%
Capitolo Playground - Sprayground Replacement - Construction	100%	\$60,566.95	\$59,378.13	\$59,378.13	\$3,675.00	6.19%	\$3,675.00	6.19%	\$30,416.67	51.23%	\$30,416.67	51.23%
Capitolo Playground - Fields - Construction	100%	\$1,140,728.11	\$1,066,101.04	\$1,066,101.04	\$256,186.50	24.03%	\$256,186.50	24.03%	\$145,939.49	13.69%	\$145,939.49	13.69%
Chew Playground - Fields Renovation - Construction	95%	\$1,757,993.75	\$1,638,373.32	\$1,547,970.21	\$421,830.88	25.75%	\$417,973.38	27.00%	\$295,831.33	18.06%	\$295,732.49	19.10%
Chew Playground - Recreation Center Interior Renovation	100%	\$52,962.25	\$0.00	\$0.00	\$0.00	0.00%	\$0.00	0.00%	\$0.00	0.00%	\$0.00	0.00%
Hayes Playground - Playground and Sprayground Renovation - Construction	100%	\$1,554,904.00	\$1,554,904.00	\$1,554,904.00	\$632,994.21	40.71%	\$632,994.21	40.71%	\$16,400.00	1.05%	\$16,400.00	1.05%
Disston Recreation Center - Playground & Site Renovation - Construction	100%	\$862,634.55	\$806,200.50	\$806,200.50	\$226,324.29	28.07%	\$226,324.29	28.07%	\$210,530.19	26.11%	\$210,530.19	26.11%
Disston Recreation Center - Recreation Center Upgrades - Construction	0%	\$5,667,994.00	\$5,286,788.00	\$0.00	\$2,923,013.00	55.29%	\$0.00	0.00%	\$505,969.00	9.57%	\$0.00	0.00%
Disston Recreation Center - Special Inspections	0%	\$31,155.00	\$31,155.00	\$0.00	\$28,655.00	91.98%	\$0.00	0.00%	\$0.00	0.00%	\$0.00	0.00%
Disston Recreation Center - Roof Improvements - Construction	100%	\$14,185.38	\$0.00	\$0.00	\$0.00	0.00%	\$0.00	0.00%	\$0.00	0.00%	\$0.00	0.00%
East Poplar Playground - Playground Renovation - Construction	100%	\$1,296,811.00	\$1,296,811.00	\$1,296,811.00	\$384,258.16	29.63%	\$384,258.16	29.63%	\$271,354.62	20.92%	\$271,354.62	20.92%
East Poplar Playground - PRA Painting	0%	\$10,011.09	\$0.00	\$0.00	\$0.00	0.00%	\$0.00	0.00%	\$0.00	0.00%	\$0.00	0.00%
Fishtown Recreation Center - Percent for Art	100%	\$57,000.00	\$57,000.00	\$57,000.00	\$0.00	0.00%	\$0.00	0.00%	\$0.00	0.00%	\$0.00	0.00%
Fishtown Recreation Center - Pool - Construction	100%	\$4,194,257.27	\$4,194,257.27	\$4,194,257.19	\$1,180,594.69	28.15%	\$1,180,594.69	28.15%	\$782,776.69	18.66%	\$782,776.69	18.66%
Fishtown Recreation Center - Hockey Drainage - Construction	97%	\$2,390,499.20	\$2,297,399.37	\$2,236,497.13	\$230,227.34	10.02%	\$230,227.34	10.29%	\$167,469.63	7.29%	\$167,469.63	7.49%
Fishtown Recreation Center - Fid Burg & Fire Alarm	6%	\$61,685.19	\$61,685.19	\$3,435.30	\$0.00	0.00%	\$0.00	0.00%	\$0.00	0.00%	\$0.00	0.00%
Fotteral Square - Site Phase 1 - Construction	66%	\$3,538,857.25	\$3,307,343.22	\$2,173,500.00	\$975,028.90	29.48%	\$908,216.20	41.79%	\$1,905,947.88	57.63%	\$990,458.24	45.57%
Gifford Playground - Playground Renovation - Construction	100%	\$749,215.43	\$699,651.32	\$699,651.12	\$225,251.74	32.19%	\$225,251.74	32.19%	\$46,581.23	6.66%	\$46,581.23	6.66%
Gifford Playground - Playground Renovation - PGW Utility Relocation	100%	\$11,599.01	\$0.00	\$0.00	\$0.00	0.00%	\$0.00	0.00%	\$0.00	0.00%	\$0.00	0.00%
Gifford Playground - Drainage Improvement	100%	\$19,902.00	\$18,600.00	\$18,600.00	\$0.00	0.00%	\$0.00	0.00%	\$0.00	0.00%	\$0.00	0.00%
Gifford Playground - Sprayground Improvements	100%	\$51,119.25	\$47,775.00	\$47,775.00	\$0.00	0.00%	\$0.00	0.00%	\$0.00	0.00%	\$0.00	0.00%
Gifford Playground - Mini-Pitch Construction	0%	\$349,992.72	\$328,186.32	\$0.00	\$93,500.00	28.49%	\$0.00	0.00%	\$218,020.00	66.43%	\$0.00	0.00%
Frank Glavin Playground - Playground and Recreation Center Improvements	93%	\$2,599,675.15	\$2,459,207.79	\$2,280,081.57	\$1,574,590.29	64.03%	\$1,395,464.07	61.20%	\$418,508.00	17.02%	\$418,508.00	18.35%
Glavin Furniture	0%	\$19,229.48	\$19,229.48	\$0.00	\$0.00	0.00%	\$0.00	0.00%	\$0.00	0.00%	\$0.00	0.00%
Frank Glavin Playground - Security Cameras	100%	\$42,215.22	\$42,215.22	\$42,215.22	\$0.00	0.00%	\$0.00	0.00%	\$0.00	0.00%	\$0.00	0.00%
Frank Glavin Playground - Fire Alarm and Evac Improv	0%	\$18,579.15	\$18,579.15	\$0.00	\$0.00	0.00%	\$0.00	0.00%	\$0.00	0.00%	\$0.00	0.00%
Hancock Playground - Playground Renovation - Construction	100%	\$1,244,996.97	\$1,163,548.57	\$1,163,548.57	\$220,720.00	18.97%	\$220,720.00	18.97%	\$260,052.58	22.35%	\$260,052.58	22.35%
Happy Hollow Recreation Center - Fire Alarms	100%	\$55,497.79	\$55,497.79	\$55,497.79	\$0.00	0.00%	\$0.00	0.00%	\$0.00	0.00%	\$0.00	0.00%
Heitzman Recreation Center - Playground and Recreation Center Improvements	95%	\$3,790,386.34	\$3,751,453.94	\$3,598,014.14	\$1,485,086.84	39.59%	\$1,446,991.14	40.22%	\$782,368.90	20.86%	\$766,672.28	21.31%
Rivera Recreation Center - Site and Recreation Center Improvements - Construction	73%	\$15,383,608.56	\$15,257,969.56	\$11,222,170.16	\$7,491,285.86	49.10%	\$6,774,175.54	60.36%	\$2,018,470.86	13.23%	\$1,615,993.68	14.40%
Rivera Recreation Center - Cameras	0%	\$48,999.53	\$48,999.53	\$0.00	\$0.00	0.00%	\$0.00	0.00%	\$0.00	0.00%	\$0.00	0.00%
Martin Luther King Jr. Recreation Center - Sidewalk Replacement	100%	\$126,272.22	\$30,571.82	\$30,571.82	\$0.00	0.00%	\$0.00	0.00%	\$0.00	0.00%	\$0.00	0.00%
Martin Luther King Jr. Recreation Center - Roof Replacement - Construction	100%	\$1,549,360.00	\$1,448,000.00	\$1,448,000.00	\$439,065.35	30.32%	\$439,065.35	30.32%	\$953,134.65	65.82%	\$953,134.65	65.82%
Martin Luther King Jr. Recreation Center - Fit Lot	100%	\$127,675.70	\$25,269.00	\$25,269.00	\$0.00	0.00%	\$0.00	0.00%	\$0.00	0.00%	\$0.00	0.00%
Kingsessing Recreation Center - Sidewalks	100%	\$178,735.23	\$0.00	\$0.00	\$0.00	0.00%	\$0.00	0.00%	\$0.00	0.00%	\$0.00	0.00%
Kingsessing Recreation Center - Scaffolding	27%	\$153,768.89	\$133,775.00	\$31,995.00	\$0.00	0.00%	\$0.00	0.00%	\$133,775.00	100.00%	\$31,995.00	100.00%
Kingsessing Recreation Center - Splashpads	100%	\$46,694.52	\$0.00	\$0.00	\$0.00	0.00%	\$0.00	0.00%	\$0.00	0.00%	\$0.00	0.00%
Kingsessing Recreation Center - Sanitary Drains	0%	\$3,745.00	\$3,500.00	\$0.00	\$0.00	0.00%	\$0.00	0.00%	\$3,500.00	100.00%	\$0.00	0.00%
Kingsessing Recreation center - Art Installation	0%	\$10,956.00	\$10,956.00	\$0.00	\$0.00	0.00%	\$0.00	0.00%	\$0.00	0.00%	\$0.00	0.00%
Miles Mack Playground - Site and Building - Construction	99%	\$2,533,751.38	\$2,239,612.84	\$2,239,612.84	\$776,895.00	34.69%	\$776,895.00	34.69%	\$629,773.43	28.12%	\$629,773.43	28.12%

Construction					MBE Rebuild Goals 25-30%				WBE Rebuild Goals 15-20%			
Project	Status	Total Construction	Total For Profit Committed	Total Spend For Profit Spend	MBE Commitment \$	MBE Commitment %	MBE Spend \$	MBE Spend %	WBE Commitment \$	WBE Commitment %	WBE Spend \$	WBE Spend %
McVeigh Recreation Center - Site and Recreation Center Improvements	0%	\$12,225,000.00	\$0.00	\$0.00	\$0.00	0.00%	\$0.00	0.00%	\$0.00	0.00%	\$0.00	0.00%
Moss Playground - Playground Sitework - Construction	100%	\$277,424.25	\$259,275.00	\$259,275.00	\$77,202.98	29.78%	\$77,202.98	29.78%	\$38,435.00	14.82%	\$38,435.00	14.82%
Moss Playground - Sidewalk Replacement	100%	\$113,097.29	\$4,338.00	\$4,338.00	\$0.00	0.00%	\$0.00	0.00%	\$0.00	0.00%	\$0.00	0.00%
Moss Playground - Interior/Exterior Upgrades	100%	\$69,348.69	\$7,755.00	\$7,755.00	\$0.00	0.00%	\$0.00	0.00%	\$0.00	0.00%	\$0.00	0.00%
Murphy Recreation Center - Building & Site Improvements - Construction	0%	\$6,460,744.80	\$6,231,574.46	\$0.00	\$1,654,000.00	26.54%	\$0.00	0.00%	\$865,806.16	13.89%	\$0.00	0.00%
Murphy Recreation Center - Camera System Improvements	0%	\$84,498.19	\$84,498.19	\$0.00	\$0.00	0.00%	\$0.00	0.00%	\$0.00	0.00%	\$0.00	0.00%
Francis J. Myers Recreation Center - Mini Pitch Construction	100%	\$66,863.91	\$48,000.00	\$48,000.00	\$0.00	0.00%	\$0.00	0.00%	\$0.00	0.00%	\$0.00	0.00%
Francis J. Myers Recreation Center - Court Improvements	100%	\$210,790.94	\$210,790.94	\$210,790.94	\$19,905.68	9.44%	\$19,905.68	9.44%	\$77,204.46	36.63%	\$77,204.46	36.63%
Francis J. Myers Recreation Center - Inlet Clearing	100%	\$12,975.00	\$12,975.00	\$12,975.00	\$0.00	0.00%	\$0.00	0.00%	\$0.00	0.00%	\$0.00	0.00%
Francis J. Myers Recreation Center - Exploratory Demo	0%	\$40,602.99	\$0.00	\$0.00	\$0.00	0.00%	\$0.00	0.00%	\$0.00	0.00%	\$0.00	0.00%
Nelson Playground - Roof Replacement	100%	\$190,564.06	\$178,097.25	\$178,097.25	\$45,000.00	25.27%	\$45,000.00	25.27%	\$133,097.25	74.73%	\$133,097.25	74.73%
Nelson Playground - Recreation Center Upgrades & Addition - Construction	100%	\$1,468,054.72	\$1,372,013.75	\$1,367,642.75	\$481,540.00	35.10%	\$479,924.00	35.09%	\$127,646.40	9.30%	\$124,891.40	9.13%
Nelson Playground - Fire Alarms	35%	\$68,597.12	\$68,597.12	\$24,041.65	\$0.00	0.00%	\$0.00	0.00%	\$0.00	0.00%	\$0.00	0.00%
Nelson Playground - Mural Arts	100%	\$25,000.00	\$0.00	\$0.00	\$0.00	0.00%	\$0.00	0.00%	\$0.00	0.00%	\$0.00	0.00%
Olney Recreation Center - Site and Recreation Center Improvements	1%	\$13,010,000.00	\$984,535.78	\$103,065.00	\$14,500.00	1.47%	\$0.00	0.00%	\$824,197.78	83.71%	\$103,065.00	100.00%
Al Pearlman Sports Complex - Design	100%	\$1,115.00	\$0.00	\$0.00	\$0.00	0.00%	\$0.00	0.00%	\$0.00	0.00%	\$0.00	0.00%
Al Pearlman Sports Complex - Construction	0%	\$1,222,856.72	\$1,146,666.27	\$0.00	\$535,300.00	46.68%	\$0.00	0.00%	\$447,775.00	39.05%	\$0.00	0.00%
Pleasant Hill Park - Topo Survey	0%	\$8,700.00	\$8,700.00	\$0.00	\$0.00	0.00%	\$0.00	0.00%	\$0.00	0.00%	\$0.00	0.00%
Powers Park - Site Improvements - Furnishings, Storage Shed	21%	\$332,711.29	\$332,711.29	\$71,410.94	\$0.00	0.00%	\$0.00	0.00%	\$273,031.29	82.06%	\$11,730.94	16.43%
Pelbano Recreation Center - Roof - Construction	90%	\$1,631,871.98	\$1,525,114.00	\$1,372,602.60	\$396,077.92	25.97%	\$380,647.98	27.73%	\$370,784.89	24.31%	\$370,784.89	27.01%
Pelbano Playground Center - Art Installation	0%	\$17,292.00	\$17,292.00	\$0.00	\$0.00	0.00%	\$0.00	0.00%	\$0.00	0.00%	\$0.00	0.00%
Trenton & Auburn Playground - Demolition	100%	\$71,926.00	\$71,926.00	\$71,926.00	\$0.00	0.00%	\$0.00	0.00%	\$0.00	0.00%	\$0.00	0.00%
Vare Recreation Center - Site and Recreation Center Improvements	9%	\$18,164,756.00	\$18,104,956.00	\$1,712,053.91	\$3,981,124.00	21.99%	\$0.00	0.00%	\$3,321,759.00	18.35%	\$924,229.50	53.98%
Vernon Park - Sidewalk Replacement	100%	\$61,471.29	\$0.00	\$0.00	\$0.00	0.00%	\$0.00	0.00%	\$0.00	0.00%	\$0.00	0.00%
Vernon Park - Site Improvements - Construction	73%	\$468,660.00	\$438,000.00	\$319,050.00	\$145,000.00	33.11%	\$140,777.50	44.12%	\$228,069.00	52.07%	\$125,458.50	39.32%
Vernon Park - Vernon Loo	0%	\$183,569.20	\$171,560.00	\$0.00	\$0.00	0.00%	\$0.00	0.00%	\$0.00	0.00%	\$0.00	0.00%
Vogt Recreation Center - Pool Filters	0%	\$99,330.00	\$99,330.00	\$0.00	\$0.00	0.00%	\$0.00	0.00%	\$0.00	0.00%	\$0.00	0.00%
West Mill Creek Playground - Retaining Wall	0%	\$360.00	\$0.00	\$0.00	\$0.00	0.00%	\$0.00	0.00%	\$0.00	0.00%	\$0.00	0.00%
Ziehler Playground - Site Improvements - Construction	0%	\$5,755,657.16	\$5,353,143.37	\$0.00	\$1,370,125.00	25.59%	\$0.00	0.00%	\$743,054.00	13.88%	\$0.00	0.00%
Ziehler Playground - Canopy Removal	100%	\$36,735.84	\$5,888.00	\$5,888.00	\$0.00	0.00%	\$0.00	0.00%	\$0.00	0.00%	\$0.00	0.00%
Ziehler Playground - Fencing	99%	\$18,859.62	\$0.00	\$0.00	\$0.00	0.00%	\$0.00	0.00%	\$0.00	0.00%	\$0.00	0.00%
Ziehler Playground - Asbestos Abatement	0%	\$63,803.60	\$63,803.60	\$0.00	\$0.00	0.00%	\$0.00	0.00%	\$0.00	0.00%	\$0.00	0.00%
Parkside Fields Practice - Site Improvements - Soccer Field, Fencing, Practice Field - Construction	100%	\$540,146.70	\$504,810.50	\$504,810.50	\$123,750.00	24.51%	\$123,750.00	24.51%	\$381,060.50	75.49%	\$381,060.50	75.49%
Parkside Fields Practice - Curbside Clean Up	100%	\$13,910.00	\$13,000.00	\$13,000.00	\$13,000.00	100.00%	\$13,000.00	100.00%	\$0.00	0.00%	\$0.00	0.00%
Johnny Sample (Cobbs Creek) Park & Recreation Center - Site and Recreation Center Improvements	0%	\$10,783,389.90	\$90,000.00	\$0.00	\$0.00	0.00%	\$0.00	0.00%	\$0.00	0.00%	\$0.00	0.00%
Johnny Sample (Cobbs Creek) Park & Recreation Center - Pipe Construction	100%	\$71,631.49	\$39,689.00	\$39,689.00	\$0.00	0.00%	\$0.00	0.00%	\$24,989.00	62.96%	\$24,989.00	62.96%
Johnny Sample (Cobbs Creek) Park & Recreation Center - Art Installation (PFA)	33%	\$11,220.00	\$11,220.00	\$3,740.00	\$0.00	0.00%	\$0.00	0.00%	\$0.00	0.00%	\$0.00	0.00%
Cecil B. Moore Recreation Center - Lead Remediation Asbestos Abatement	95%	\$24,820.58	\$24,820.58	\$23,665.55	\$0.00	0.00%	\$0.00	0.00%	\$0.00	0.00%	\$0.00	0.00%
Cobbs Creek Environmental Center - Site and Building Improvements	23%	\$1,538,470.40	\$959,544.00	\$356,472.00	\$167,445.00	17.45%	\$2,250.00	0.63%	\$148,792.00	15.51%	\$126,678.32	35.54%
Cobbs Creek Environmental Center - Playground Design	6%	\$3,500.00	\$0.00	\$0.00	\$0.00	0.00%	\$0.00	0.00%	\$0.00	0.00%	\$0.00	0.00%
Cobbs Creek Environmental Center - Playground Construction	17%	\$1,502,607.42	\$1,404,306.00	\$233,758.80	\$537,526.30	38.28%	\$74,875.07	32.03%	\$128,616.46	9.16%	\$933.48	0.40%
Cobbs Creek Environmental Center - PG Design Documentation by KSE	0%	\$3,000.00	\$0.00	\$0.00	\$0.00	0.00%	\$0.00	0.00%	\$0.00	0.00%	\$0.00	0.00%
Blanche A. Nixon Library - Site and Library Improvements	0%	\$6,535,350.00	\$0.00	\$0.00	\$0.00	0.00%	\$0.00	0.00%	\$0.00	0.00%	\$0.00	0.00%
Blanche A. Nixon Library - Move Coordinator	0%	\$44,268.06	\$41,372.02	\$0.00	\$0.00	0.00%	\$0.00	0.00%	\$0.00	0.00%	\$0.00	0.00%
Cecil B. Moore Library - Sidewalks	100%	\$35,333.34	\$2,400.00	\$2,400.00	\$0.00	0.00%	\$0.00	0.00%	\$0.00	0.00%	\$0.00	0.00%
Kingsessing Library - Renovations & Improvements	8%	\$8,180,127.63	\$7,687,192.56	\$591,398.93	\$817,707.00	10.64%	\$0.00	0.00%	\$2,783,335.02	36.21%	\$327,937.93	55.45%
Kingsessing Library - Library Roof	90%	\$29,692.50	\$27,750.00	\$24,975.00	\$0.00	0.00%	\$0.00	0.00%	\$27,750.00	100.00%	\$24,975.00	100.00%
Kingsessing Library - Move Coordinator	42%	\$57,548.48	\$53,783.63	\$22,633.00	\$0.00	0.00%	\$0.00	0.00%	\$13,938.00	25.91%	\$13,938.00	61.58%
Kingsessing Library - Special Inspections	0%	\$20,500.00	\$20,500.00	\$0.00	\$20,500.00	100.00%	\$0.00	0.00%	\$0.00	0.00%	\$0.00	0.00%
Kingsessing Library - Garden Item Removal	0%	\$32,342.14	\$2,500.00	\$0.00	\$0.00	0.00%	\$0.00	0.00%	\$0.00	0.00%	\$0.00	0.00%
Lawncrest Library - Library Renovation	0%	\$2,999,715.85	\$2,811,330.47	\$0.00	\$0.00	0.00%	\$0.00	0.00%	\$0.00	0.00%	\$0.00	0.00%
Lawncrest Library - Move Coordinator	0%	\$40,385.38	\$37,743.35	\$0.00	\$0.00	0.00%	\$0.00	0.00%	\$0.00	0.00%	\$0.00	0.00%

Construction					MBE Rebuild Goals 25-30%				WBE Rebuild Goals 15-20%			
Project	Status	Total Construction	Total For Profit Committed	Total Spend For Profit Spend	MBE Commitment \$	MBE Commitment %	MBE Spend \$	MBE Spend %	WBE Commitment \$	WBE Commitment %	WBE Spend \$	WBE Spend %
Paschalville Library - Library Renovation	0%	\$12,421,063.32	\$10,389,793.32	\$39,844.22	\$3,285,507.00	31.62%	\$5,184.00	13.01%	\$1,447,610.00	13.93%	\$13,662.00	34.29%
Paschalville Library - Abatement	0%	\$49,741.82	\$49,741.82	\$0.00	\$0.00	0.00%	\$0.00	0.00%	\$0.00	0.00%	\$0.00	0.00%
Richmond Library - Roof Drains	0%	\$3,424.00	\$3,200.00	\$0.00	\$0.00	0.00%	\$0.00	0.00%	\$3,200.00	100.00%	\$0.00	0.00%
West Oak Lane Library - Roof Replacement	88%	\$635,833.06	\$594,236.50	\$522,435.37	\$0.00	0.00%	\$0.00	0.00%	\$0.00	0.00%	\$0.00	0.00%
Professional Services - TransAmerican	11%	\$151,966.36	\$151,966.36	\$17,321.12	\$0.00	0.00%	\$0.00	0.00%	\$0.00	0.00%	\$0.00	0.00%
Professional Services - Class 200,300,400 Purchases	0%	\$90.00	\$90.00	\$0.00	\$0.00	0.00%	\$0.00	0.00%	\$0.00	0.00%	\$0.00	0.00%
	30%	\$160,227,008.72	\$111,254,076.03	\$46,131,003.30	\$33,254,393.93	29.89%	\$16,881,529.82	36.59%	\$22,267,281.36	20.01%	\$10,513,960.04	22.79%

# REBUILD CONTRACT PARTICIPATION

As of 09/01/2023 (“INHERITED” PROJECTS, CONTRACTS, AND WORK ORDERS)

Professional Services					MBE Rebuild Goals 25-30%				WBE Rebuild Goals 15-20%			
Project	Status	Total Professional Services	Total For Profit Committed	Total Spend For Profit Spend	MBE Commitment \$	MBE Commitment %	MBE Spend \$	MBE Spend %	WBE Commitment \$	WBE Commitment %	WBE Spend \$	WBE Spend %
8th & Diamond - Lead Paint Survey	100%	\$1,092.00	\$1,092.00	\$1,092.00	\$0.00	0.00%	\$0.00	0.00%	\$250.80	22.97%	\$250.80	22.97%
Athletic Recreation Center - Environmental Phase 1 Report	100%	\$14,458.00	\$14,458.00	\$14,458.00	\$0.00	0.00%	\$0.00	0.00%	\$8,761.00	60.60%	\$8,761.00	60.60%
Barrett Playground - Environmental Phase 1 Report	100%	\$6,478.00	\$6,478.00	\$6,475.50	\$0.00	0.00%	\$0.00	0.00%	\$4,195.50	64.77%	\$4,195.50	64.79%
Cherashore Playground - Environmental Phase 1 Report	100%	\$13,047.00	\$13,047.00	\$13,047.00	\$0.00	0.00%	\$0.00	0.00%	\$11,122.00	85.25%	\$11,122.00	85.25%
Cohocksink Recreation Center - Environmental Phase 1 Report	100%	\$13,547.50	\$13,547.50	\$13,544.20	\$0.00	0.00%	\$0.00	0.00%	\$11,052.50	81.58%	\$11,049.20	81.58%
Disston Recreation Center - Playground & Site Renovation - Design	99%	\$48,505.00	\$48,505.00	\$48,005.00	\$10,115.00	20.85%	\$10,115.00	21.07%	\$5,890.00	12.14%	\$5,890.00	12.27%
East Poplar Playground - Playground Renovation - Design	90%	\$128,125.00	\$128,125.00	\$115,494.75	\$52,132.50	40.69%	\$46,025.00	39.85%	\$75,992.50	59.31%	\$69,469.75	60.15%
Fishtown Recreation Center - Pool - Design	91%	\$26,207.00	\$26,207.00	\$23,881.00	\$6,900.00	26.33%	\$5,534.00	23.17%	\$8,625.00	32.91%	\$8,625.00	36.12%
Gifford Playground - Playground Renovation - Design&CA	93%	\$8,950.00	\$8,950.00	\$8,325.00	\$0.00	0.00%	\$0.00	0.00%	\$0.00	0.00%	\$0.00	0.00%
Frank Glavin Playground - Environmental Phase 1 Report	100%	\$6,478.00	\$6,478.00	\$6,478.00	\$0.00	0.00%	\$0.00	0.00%	\$6,028.00	93.05%	\$6,028.00	93.05%
Hancock Playground - Playground Renovation - Design	100%	\$15,900.00	\$15,900.00	\$15,900.00	\$500.00	3.14%	\$500.00	3.14%	\$15,400.00	96.86%	\$15,400.00	96.86%
Hancock Playground - Playground Renovation - Design	100%	\$67,633.00	\$67,633.00	\$67,632.50	\$15,200.00	22.47%	\$15,200.00	22.47%	\$52,433.00	77.53%	\$52,432.50	77.53%
Heitzman Recreation Center - Environmental Phase 1 Report	98%	\$7,110.50	\$7,110.50	\$6,991.25	\$0.00	0.00%	\$0.00	0.00%	\$2,783.75	39.15%	\$2,664.50	38.11%
Heitzman Recreation Center - Additional Soil Sampling	100%	\$12,752.00	\$12,752.00	\$12,735.90	\$0.00	0.00%	\$0.00	0.00%	\$11,834.00	92.80%	\$11,817.90	92.79%
Rivera Recreation Center - Site and Recreation Center Improvements - Design	87%	\$199,839.10	\$199,839.10	\$174,186.98	\$65,504.50	32.78%	\$60,264.14	34.60%	\$75,743.24	37.90%	\$75,743.24	43.48%
Rivera Recreation Center - Environmental Phase 1 Report	100%	\$10,383.00	\$10,383.00	\$10,350.50	\$0.00	0.00%	\$0.00	0.00%	\$5,535.50	53.31%	\$5,535.50	53.48%
Kingsessing Recreation Center - Environmental Phase 1 Report	100%	\$5,913.25	\$5,913.25	\$5,913.25	\$0.00	0.00%	\$0.00	0.00%	\$3,545.75	59.96%	\$3,545.75	59.96%
Lawncrest Recreation Center - Lead Remediation Asbestos Abatement	66%	\$21,559.20	\$21,559.20	\$14,172.03	\$0.00	0.00%	\$0.00	0.00%	\$0.00	0.00%	\$0.00	0.00%
Lawncrest Recreation Center - Environmental Phase 1 Report	100%	\$5,913.25	\$5,913.25	\$5,908.37	\$0.00	0.00%	\$0.00	0.00%	\$3,415.01	57.75%	\$3,410.13	57.72%
Miles Mack Playground - Site Upgrades- Playground & Sprayground Replacement - Design	100%	\$88,350.00	\$88,350.00	\$88,236.19	\$15,680.00	17.75%	\$15,680.00	17.77%	\$19,800.00	22.41%	\$20,000.00	22.67%
Miles Mack Playground - Environmental - Building Hazmat Survey	71%	\$13,645.00	\$13,645.00	\$9,735.00	\$0.00	0.00%	\$0.00	0.00%	\$6,331.25	46.40%	\$2,696.25	27.70%
McVeigh Recreation Center - Environmental Phase 1 Report	100%	\$15,478.00	\$15,478.00	\$15,478.00	\$0.00	0.00%	\$0.00	0.00%	\$14,803.00	95.64%	\$14,803.00	95.64%
Moss Playground - Playground Sitework - Design	100%	\$6,860.00	\$6,860.00	\$6,860.00	\$0.00	0.00%	\$0.00	0.00%	\$0.00	0.00%	\$0.00	0.00%
Murphy Recreation Center - Building and Site Improvements - Assessment	100%	\$20,000.00	\$20,000.00	\$19,997.84	\$9,500.00	47.50%	\$9,500.00	47.51%	\$0.00	0.00%	\$0.00	0.00%
Murphy Recreation Center - Hazmat Survey	97%	\$4,281.10	\$4,281.10	\$4,138.00	\$0.00	0.00%	\$0.00	0.00%	\$753.10	17.59%	\$753.00	18.20%
Francis J. Myers Recreation Center - Phase I Environmental Site Assessment	97%	\$17,832.00	\$17,832.00	\$17,318.50	\$0.00	0.00%	\$0.00	0.00%	\$0.00	0.00%	\$0.00	0.00%
Nelson Playground - Environmental - Building Hazmat Survey	56%	\$3,278.00	\$3,278.00	\$1,831.40	\$0.00	0.00%	\$0.00	0.00%	\$0.00	0.00%	\$0.00	0.00%
Olney Recreation Center - Environmental Phase 1 Report	100%	\$8,689.00	\$8,689.00	\$8,689.00	\$0.00	0.00%	\$0.00	0.00%	\$0.00	0.00%	\$0.00	0.00%
Piccoli Playground - Environmental Phase 1 Report	100%	\$13,011.50	\$13,011.50	\$13,011.50	\$0.00	0.00%	\$0.00	0.00%	\$7,484.50	57.52%	\$7,484.50	57.52%
Shepard Recreation Center - Environmental Phase 1 Report	100%	\$15,879.00	\$15,879.00	\$15,869.10	\$0.00	0.00%	\$0.00	0.00%	\$11,979.00	75.44%	\$11,969.10	75.42%
Trenton & Auburn Playground - Phase 2 Environmental	79%	\$29,033.00	\$29,033.00	\$22,975.00	\$0.00	0.00%	\$0.00	0.00%	\$21,331.90	73.47%	\$15,273.90	66.48%
Vare Recreation Center - Environmental Phase 1 Report	100%	\$8,689.00	\$8,689.00	\$8,680.00	\$0.00	0.00%	\$0.00	0.00%	\$8,239.00	94.82%	\$8,230.00	94.82%
Ziehler Playground - Site Improvements - Survey	100%	\$21,415.00	\$21,415.00	\$21,415.00	\$20,700.00	96.66%	\$20,700.00	96.66%	\$715.00	3.34%	\$715.00	3.34%
Parkside Fields Game - Track and Field Complex - Preliminary Design	100%	\$68,061.00	\$68,061.00	\$68,061.00	\$0.00	0.00%	\$0.00	0.00%	\$16,274.24	23.91%	\$16,274.24	23.91%
Parkside Fields Practice - Site Improvements- Soccer Field, Fencing, Practice Field - Design	100%	\$11,740.00	\$11,740.00	\$11,740.00	\$0.00	0.00%	\$0.00	0.00%	\$0.00	0.00%	\$0.00	0.00%
Cecil B. Moore Recreation Center - Environmental Phase 1 Report	100%	\$8,689.00	\$8,689.00	\$8,689.00	\$0.00	0.00%	\$0.00	0.00%	\$8,314.75	95.69%	\$8,314.75	95.69%
Blanche A. Nixon Library - FL Phasel ESA	100%	\$12,318.00	\$12,318.00	\$12,318.00	\$0.00	0.00%	\$0.00	0.00%	\$8,473.00	68.79%	\$8,473.00	68.79%
Cecil B. Moore Library - FL Phasel ESA	100%	\$8,316.00	\$8,316.00	\$8,316.00	\$0.00	0.00%	\$0.00	0.00%	\$0.00	0.00%	\$0.00	0.00%
Kingsessing Library - Environmental Phase 1 Report	100%	\$5,913.25	\$5,913.25	\$5,913.25	\$0.00	0.00%	\$0.00	0.00%	\$3,545.75	59.96%	\$3,545.75	59.96%
Lawncrest Library - Environmental Phase 1 Report	100%	\$5,913.25	\$5,913.25	\$5,908.38	\$0.00	0.00%	\$0.00	0.00%	\$3,668.99	62.05%	\$3,664.12	62.02%
McPherson Square Library - Environmental Phase 1 Report	100%	\$7,110.50	\$7,110.50	\$7,110.50	\$0.00	0.00%	\$0.00	0.00%	\$4,015.50	56.47%	\$4,015.50	56.47%
Nicetown--Tioga Library - Roof Scan	100%	\$2,109.00	\$2,109.00	\$2,109.00	\$0.00	0.00%	\$0.00	0.00%	\$0.00	0.00%	\$0.00	0.00%
Paschalville Library - Environmental Phase 1 Report	100%	\$10,515.40	\$10,515.40	\$10,515.40	\$0.00	0.00%	\$0.00	0.00%	\$4,177.40	39.73%	\$4,177.40	39.73%
Richmond Library - FL Phasel ESA	100%	\$12,384.00	\$12,384.00	\$12,384.00	\$0.00	0.00%	\$0.00	0.00%	\$0.00	0.00%	\$0.00	0.00%
West Oak Lane Library - FL Phasel ESA	100%	\$8,547.00	\$8,547.00	\$8,547.00	\$0.00	0.00%	\$0.00	0.00%	\$0.00	0.00%	\$0.00	0.00%
Professional Services - OEO Support - B2G - AskReply	100%	\$8,955.00	\$8,955.00	\$8,955.00	\$0.00	0.00%	\$0.00	0.00%	\$0.00	0.00%	\$0.00	0.00%
Professional Services - Translation Services - Geneva Worldwide	100%	\$224.40	\$224.40	\$224.40	\$0.00	0.00%	\$0.00	0.00%	\$0.00	0.00%	\$0.00	0.00%
Professional Services - Dell Laptop - Dell	100%	\$7,482.00	\$0.00	\$0.00	\$0.00	0.00%	\$0.00	0.00%	\$0.00	0.00%	\$0.00	0.00%
Professional Services - Bond Counsel - Cozen O'Connor	44%	\$150,000.00	\$150,000.00	\$66,534.57	\$0.00	0.00%	\$0.00	0.00%	\$0.00	0.00%	\$0.00	0.00%
Professional Services - Epson VS250 Projector - CDW-G	100%	\$10,444.15	\$0.00	\$0.00	\$0.00	0.00%	\$0.00	0.00%	\$0.00	0.00%	\$0.00	0.00%
Professional Services - PM Council - Hill International	100%	\$88,497.00	\$88,497.00	\$88,497.00	\$18,154.50	20.51%	\$18,154.50	20.51%	\$17,252.50	19.50%	\$17,252.50	19.50%

Professional Services					MBE Rebuild Goals 25-30%				WBE Rebuild Goals 15-20%			
Project	Status	Total Professional Services	Total For Profit Committed	Total Spend For Profit Spend	MBE Commitment \$	MBE Commitment %	MBE Spend \$	MBE Spend %	WBE Commitment \$	WBE Commitment %	WBE Spend \$	WBE Spend %
Professional Services - Investment Manager - StoneRidge PMG Advisors	51%	\$400,000.00	\$400,000.00	\$205,961.81	\$0.00	0.00%	\$0.00	0.00%	\$0.00	0.00%	\$0.00	0.00%
Professional Services - On Call Planning - WSP USA	100%	\$8,750.29	\$8,750.29	\$8,750.29	\$8,238.36	94.15%	\$8,238.36	94.15%	\$0.00	0.00%	\$0.00	0.00%
Professional Services - Translation Services - Globo Language Solutions	100%	\$2,135.98	\$2,135.98	\$2,135.98	\$2,135.98	100.00%	\$2,135.98	100.00%	\$0.00	0.00%	\$0.00	0.00%
Professional Services - Staples Collateral - Staples	0%	\$5,924.44	\$5,924.44	\$0.00	\$0.00	0.00%	\$0.00	0.00%	\$0.00	0.00%	\$0.00	0.00%
Professional Services - Triplex Support - US Facilities	100%	\$5,094.09	\$0.00	\$0.00	\$0.00	0.00%	\$0.00	0.00%	\$0.00	0.00%	\$0.00	0.00%
Professional Services - Adobe SW - EnPointe-PCM	100%	\$1,941.98	\$0.00	\$0.00	\$0.00	0.00%	\$0.00	0.00%	\$0.00	0.00%	\$0.00	0.00%
Professional Services - Copier Maintenance - Xerox	97%	\$17,411.80	\$0.00	\$0.00	\$0.00	0.00%	\$0.00	0.00%	\$0.00	0.00%	\$0.00	0.00%
	80%	\$1,748,808.93	\$1,706,434.91	\$1,361,496.34	\$224,760.84	13.17%	\$212,046.98	15.57%	\$459,766.43	26.94%	\$443,582.78	32.58%

Construction					MBE Rebuild Goals 25-30%				WBE Rebuild Goals 15-20%			
Project	Status	Total Construction	Total For Profit Committed	Total Spend For Profit Spend	MBE Commitment \$	MBE Commitment %	MBE Spend \$	MBE Spend %	WBE Commitment \$	WBE Commitment %	WBE Spend \$	WBE Spend %
8th & Diamond Playground - Playground Replacement & Rec Center Addition	100%	\$296,803.65	\$296,803.65	\$296,803.65	\$79,033.00	26.63%	\$79,033.00	26.63%	\$47,158.18	15.89%	\$47,158.18	15.89%
8th & Diamond Playground - Lighting 1	99%	\$26,244.50	\$26,244.50	\$26,060.17	\$0.00	0.00%	\$0.00	0.00%	\$0.00	0.00%	\$0.00	0.00%
8th & Diamond Playground - Lighting 2	100%	\$1,016.66	\$1,016.66	\$1,016.66	\$0.00	0.00%	\$0.00	0.00%	\$0.00	0.00%	\$0.00	0.00%
Marian Anderson Recreation Center - Pool Pumps	100%	\$29,347.83	\$29,347.83	\$29,240.88	\$0.00	0.00%	\$0.00	0.00%	\$0.00	0.00%	\$0.00	0.00%
Athletic Recreation Center - Pool Pumps	100%	\$29,347.83	\$29,347.83	\$29,240.88	\$0.00	0.00%	\$0.00	0.00%	\$0.00	0.00%	\$0.00	0.00%
Belfield Recreation Center - Pool Pumps	100%	\$29,347.83	\$29,347.83	\$29,240.88	\$0.00	0.00%	\$0.00	0.00%	\$0.00	0.00%	\$0.00	0.00%
Capitolo Playground - Security Cameras	99%	\$37,269.50	\$37,269.50	\$37,054.00	\$0.00	0.00%	\$0.00	0.00%	\$0.00	0.00%	\$0.00	0.00%
Capitolo Playground - Fire Alarms	100%	\$52,473.79	\$52,473.79	\$52,473.79	\$0.00	0.00%	\$0.00	0.00%	\$0.00	0.00%	\$0.00	0.00%
Capitolo Playground - Basketball Courts Resurfacing	100%	\$198,003.57	\$198,003.57	\$198,003.57	\$0.00	0.00%	\$0.00	0.00%	\$57,648.64	29.11%	\$57,648.64	29.11%
Capitolo Playground - Fencing	100%	\$196,852.35	\$196,852.35	\$196,852.35	\$0.00	0.00%	\$0.00	0.00%	\$0.00	0.00%	\$0.00	0.00%
Carousel House - Pool Pumps	100%	\$29,347.83	\$29,347.83	\$29,240.88	\$0.00	0.00%	\$0.00	0.00%	\$0.00	0.00%	\$0.00	0.00%
Carroll Park - Lighting	100%	\$3,160.00	\$3,160.00	\$3,160.00	\$0.00	0.00%	\$0.00	0.00%	\$0.00	0.00%	\$0.00	0.00%
Cherashore Playground - Pool Pumps	100%	\$29,347.83	\$29,347.83	\$29,240.88	\$0.00	0.00%	\$0.00	0.00%	\$0.00	0.00%	\$0.00	0.00%
Chew Playground - Lighting 1	99%	\$118,635.11	\$118,635.11	\$117,679.64	\$0.00	0.00%	\$0.00	0.00%	\$0.00	0.00%	\$0.00	0.00%
Chew Playground - Lighting 2	100%	\$4,392.00	\$4,392.00	\$4,392.00	\$0.00	0.00%	\$0.00	0.00%	\$0.00	0.00%	\$0.00	0.00%
Hayes Playground - Concrete Sidewalk Replacements	100%	\$13,183.86	\$0.00	\$0.00	\$0.00	0.00%	\$0.00	0.00%	\$0.00	0.00%	\$0.00	0.00%
Disston Recreation Center - Site Work - Landscaping	98%	\$49,847.61	\$49,847.61	\$48,769.80	\$0.00	0.00%	\$0.00	0.00%	\$49,847.61	100.00%	\$48,769.80	100.00%
Disston Recreation Center - Lighting 1	100%	\$124,281.11	\$124,281.11	\$124,281.11	\$0.00	0.00%	\$0.00	0.00%	\$0.00	0.00%	\$0.00	0.00%
Disston Recreation Center - Lighting 2	100%	\$21,314.00	\$21,314.00	\$21,314.00	\$0.00	0.00%	\$0.00	0.00%	\$0.00	0.00%	\$0.00	0.00%
East Poplar Playground - Field Rehabilitation and Baseball Diamond	97%	\$296,784.72	\$296,784.72	\$287,510.19	\$1,280.45	0.43%	\$1,280.45	0.45%	\$121,870.44	41.06%	\$121,870.44	42.39%
East Poplar Playground - Pool Pumps	50%	\$58,695.65	\$58,695.65	\$29,240.88	\$0.00	0.00%	\$0.00	0.00%	\$0.00	0.00%	\$0.00	0.00%
James Finnegan Playground - Pool Pumps	100%	\$29,347.83	\$29,347.83	\$29,240.88	\$0.00	0.00%	\$0.00	0.00%	\$0.00	0.00%	\$0.00	0.00%
Fishtown Recreation Center - Playground and Basketball Court Renovation (TPL)	100%	\$366,500.00	\$285,870.00	\$285,870.00	\$54,975.00	19.23%	\$54,975.00	19.23%	\$230,895.00	80.77%	\$230,895.00	80.77%
Fishtown Recreation Center - Hockey Roof	100%	\$813,897.24	\$813,897.24	\$813,897.24	\$128,000.00	15.73%	\$128,000.00	15.73%	\$246,168.68	30.25%	\$246,168.68	30.25%
Fishtown Recreation Center - Roofing	100%	\$62,793.85	\$62,793.85	\$62,793.85	\$0.00	0.00%	\$0.00	0.00%	\$62,793.85	100.00%	\$62,793.85	100.00%
Fotteral Square - Lighting 1	100%	\$14,199.74	\$14,199.74	\$14,188.76	\$0.00	0.00%	\$0.00	0.00%	\$0.00	0.00%	\$0.00	0.00%
Fotteral Square - Lighting 2	100%	\$3,408.00	\$3,408.00	\$3,408.00	\$0.00	0.00%	\$0.00	0.00%	\$0.00	0.00%	\$0.00	0.00%
Fotteral Square - Lighting 3	100%	\$599.60	\$599.60	\$599.60	\$0.00	0.00%	\$0.00	0.00%	\$0.00	0.00%	\$0.00	0.00%
Fox Chase Recreation Center - Pool Pumps	100%	\$29,347.83	\$29,347.83	\$29,240.88	\$0.00	0.00%	\$0.00	0.00%	\$0.00	0.00%	\$0.00	0.00%
Frank Glavin Playground - Roofing	100%	\$50,758.74	\$50,758.74	\$50,758.74	\$0.00	0.00%	\$0.00	0.00%	\$50,758.74	100.00%	\$50,758.74	100.00%
Frank Glavin Playground - Lighting 1	100%	\$18,183.01	\$18,183.01	\$18,183.01	\$0.00	0.00%	\$0.00	0.00%	\$0.00	0.00%	\$0.00	0.00%
Frank Glavin Playground - Lighting 2	100%	\$390.00	\$390.00	\$390.00	\$0.00	0.00%	\$0.00	0.00%	\$0.00	0.00%	\$0.00	0.00%
Happy Hollow Recreation Center - Gym Windows	13%	\$109,128.68	\$109,128.68	\$14,107.96	\$0.00	0.00%	\$0.00	0.00%	\$0.00	0.00%	\$0.00	0.00%
Heitzman Recreation Center - Pool Pumps	100%	\$29,347.83	\$29,347.83	\$29,240.88	\$0.00	0.00%	\$0.00	0.00%	\$0.00	0.00%	\$0.00	0.00%
Rivera Recreation Center - Lighting	99%	\$164,600.50	\$164,600.50	\$162,928.90	\$0.00	0.00%	\$0.00	0.00%	\$0.00	0.00%	\$0.00	0.00%
Rivera Recreation Center - Lighting 2	100%	\$20,430.77	\$20,430.77	\$20,430.77	\$0.00	0.00%	\$0.00	0.00%	\$0.00	0.00%	\$0.00	0.00%
Kingsessing Recreation Center - Pool Pumps	100%	\$29,347.83	\$29,347.83	\$29,240.88	\$0.00	0.00%	\$0.00	0.00%	\$0.00	0.00%	\$0.00	0.00%
Lawncrest Recreation Center - Pool Renovation	57%	\$300,000.00	\$300,000.00	\$170,155.82	\$0.00	0.00%	\$0.00	0.00%	\$0.00	0.00%	\$0.00	0.00%
Lawncrest Recreation Center - Pool Pumps	100%	\$29,347.83	\$29,347.83	\$29,240.88	\$0.00	0.00%	\$0.00	0.00%	\$0.00	0.00%	\$0.00	0.00%
Mander Playground - Pool Pumps	100%	\$29,347.83	\$29,347.83	\$29,240.88	\$0.00	0.00%	\$0.00	0.00%	\$0.00	0.00%	\$0.00	0.00%
Mander Playground - Lighting 1	100%	\$132,795.54	\$132,795.54	\$132,776.06	\$0.00	0.00%	\$0.00	0.00%	\$0.00	0.00%	\$0.00	0.00%
Mander Playground - Lighting 2	100%	\$9,570.55	\$9,570.55	\$9,570.55	\$0.00	0.00%	\$0.00	0.00%	\$0.00	0.00%	\$0.00	0.00%

Construction					MBE Rebuild Goals 25-30%				WBE Rebuild Goals 15-20%			
Project	Status	Total Construction	Total For Profit Committed	Total Spend For Profit Spend	MBE Commitment \$	MBE Commitment %	MBE Spend \$	MBE Spend %	WBE Commitment \$	WBE Commitment %	WBE Spend \$	WBE Spend %
Miles Mack Playground - Security Cameras	100%	\$44,667.30	\$44,667.30	\$44,667.30	\$0.00	0.00%	\$0.00	0.00%	\$0.00	0.00%	\$0.00	0.00%
Miles Mack Playground - Lighting 1	99%	\$76,696.14	\$76,696.14	\$75,866.46	\$0.00	0.00%	\$0.00	0.00%	\$0.00	0.00%	\$0.00	0.00%
Miles Mack Playground - Lighting 2	100%	\$7,482.00	\$7,482.00	\$7,482.00	\$0.00	0.00%	\$0.00	0.00%	\$0.00	0.00%	\$0.00	0.00%
Miles Mack Playground - Lighting 3	100%	\$1,798.80	\$1,798.80	\$1,798.80	\$0.00	0.00%	\$0.00	0.00%	\$0.00	0.00%	\$0.00	0.00%
McVeigh Recreation Center - Pool Pumps	100%	\$29,347.83	\$29,347.83	\$29,240.88	\$0.00	0.00%	\$0.00	0.00%	\$0.00	0.00%	\$0.00	0.00%
Moss Playground - Playground Equipment Replacement	100%	\$439,608.26	\$0.00	\$0.00	\$0.00	0.00%	\$0.00	0.00%	\$0.00	0.00%	\$0.00	0.00%
Moss Playground - Playground BB Backboards Installation	93%	\$3,292.50	\$3,292.50	\$3,076.00	\$3,077.18	93.46%	\$2,860.68	93.00%	\$0.00	0.00%	\$0.00	0.00%
Moss Playground - Security Cameras	100%	\$32,381.10	\$32,381.10	\$32,381.10	\$0.00	0.00%	\$0.00	0.00%	\$0.00	0.00%	\$0.00	0.00%
Murphy Recreation Center - Fire Alarms	100%	\$99,801.32	\$99,801.32	\$99,801.32	\$0.00	0.00%	\$0.00	0.00%	\$0.00	0.00%	\$0.00	0.00%
Murphy Recreation Center - Pool Pumps	100%	\$29,347.83	\$29,347.83	\$29,240.88	\$0.00	0.00%	\$0.00	0.00%	\$0.00	0.00%	\$0.00	0.00%
Murphy Recreation Center - Lighting 1	100%	\$145,219.34	\$145,219.34	\$145,108.02	\$0.00	0.00%	\$0.00	0.00%	\$0.00	0.00%	\$0.00	0.00%
Murphy Recreation Center - Lighting 2	100%	\$21,389.06	\$21,389.06	\$21,389.06	\$0.00	0.00%	\$0.00	0.00%	\$0.00	0.00%	\$0.00	0.00%
Francis J. Myers Recreation Center - Pool Pumps	100%	\$29,347.83	\$29,347.83	\$29,240.88	\$0.00	0.00%	\$0.00	0.00%	\$0.00	0.00%	\$0.00	0.00%
Panati Playground - Lighting 1	100%	\$33,257.77	\$33,257.77	\$33,232.18	\$0.00	0.00%	\$0.00	0.00%	\$0.00	0.00%	\$0.00	0.00%
Panati Playground - Lighting 2	100%	\$780.00	\$780.00	\$780.00	\$0.00	0.00%	\$0.00	0.00%	\$0.00	0.00%	\$0.00	0.00%
Panati Playground - Lighting 3	100%	\$899.40	\$899.40	\$899.40	\$0.00	0.00%	\$0.00	0.00%	\$0.00	0.00%	\$0.00	0.00%
Piccoli Playground - Pool Pumps	100%	\$29,347.83	\$29,347.83	\$29,240.88	\$0.00	0.00%	\$0.00	0.00%	\$0.00	0.00%	\$0.00	0.00%
Powers Park - Site Improvement - Electrical	100%	\$206,721.35	\$206,721.35	\$206,721.35	\$47,683.60	23.07%	\$47,683.60	23.07%	\$844.56	0.41%	\$844.56	0.41%
Pelbano Recreation Center - Fire Alarms	100%	\$41,361.35	\$41,361.35	\$41,361.35	\$0.00	0.00%	\$0.00	0.00%	\$0.00	0.00%	\$0.00	0.00%
Pelbano Recreation Center - Security Cameras	100%	\$48,096.62	\$48,096.62	\$48,096.20	\$0.00	0.00%	\$0.00	0.00%	\$0.00	0.00%	\$0.00	0.00%
Russo Park Playground - Lighting	99%	\$264,161.69	\$264,161.69	\$261,828.55	\$0.00	0.00%	\$0.00	0.00%	\$0.00	0.00%	\$0.00	0.00%
Shepard Recreation Center - Pool Pumps	100%	\$29,347.83	\$29,347.83	\$29,240.88	\$0.00	0.00%	\$0.00	0.00%	\$0.00	0.00%	\$0.00	0.00%
Shepard Recreation Center - Lighting 2	97%	\$221,421.49	\$221,421.49	\$214,808.81	\$0.00	0.00%	\$0.00	0.00%	\$0.00	0.00%	\$0.00	0.00%
Shepard Recreation Center - Lighting 1	77%	\$6,302.39	\$6,302.39	\$4,843.04	\$0.00	0.00%	\$0.00	0.00%	\$0.00	0.00%	\$0.00	0.00%
Trenton & Auburn Playground - Lighting	100%	\$60,180.71	\$60,180.71	\$60,180.71	\$0.00	0.00%	\$0.00	0.00%	\$0.00	0.00%	\$0.00	0.00%
Vare Recreation Center - Pool Pumps	100%	\$29,347.83	\$29,347.83	\$29,240.88	\$0.00	0.00%	\$0.00	0.00%	\$0.00	0.00%	\$0.00	0.00%
Vogt Recreation Center - Pool Pumps	100%	\$29,347.83	\$29,347.83	\$29,240.88	\$0.00	0.00%	\$0.00	0.00%	\$0.00	0.00%	\$0.00	0.00%
Vogt Recreation Center - Lighting 1	100%	\$188,293.00	\$188,293.00	\$188,293.00	\$0.00	0.00%	\$0.00	0.00%	\$0.00	0.00%	\$0.00	0.00%
Vogt Recreation Center - Lighting 2	100%	\$187,448.00	\$187,448.00	\$187,448.00	\$0.00	0.00%	\$0.00	0.00%	\$0.00	0.00%	\$0.00	0.00%
Waterloo Playground - Site and Recreation Center Improvements	97%	\$1,606,647.00	\$1,601,647.00	\$1,552,283.96	\$697,353.61	43.54%	\$654,224.56	42.15%	\$556,595.44	34.75%	\$553,389.13	35.65%
West Mill Creek Playground - Fencing	100%	\$298,806.35	\$298,806.35	\$298,806.35	\$0.00	0.00%	\$0.00	0.00%	\$0.00	0.00%	\$0.00	0.00%
Ziehler Playground - Pool Pumps	100%	\$29,347.83	\$29,347.83	\$29,240.88	\$0.00	0.00%	\$0.00	0.00%	\$0.00	0.00%	\$0.00	0.00%
Johnny Sample (Cobbs Creek) Park & Recreation Center - Pool Pumps	100%	\$29,347.83	\$29,347.83	\$29,240.88	\$0.00	0.00%	\$0.00	0.00%	\$0.00	0.00%	\$0.00	0.00%
Cecil B. Moore Recreation Center - Pool Pumps	100%	\$29,347.83	\$29,347.83	\$29,240.88	\$0.00	0.00%	\$0.00	0.00%	\$0.00	0.00%	\$0.00	0.00%
Cobbs Creek Environmental Center - Boiler	0%	\$59,975.40	\$59,975.40	\$0.00	\$0.00	0.00%	\$0.00	0.00%	\$0.00	0.00%	\$0.00	0.00%
Blanche A. Nixon Library - Roof	100%	\$322,572.00	\$322,572.00	\$322,572.00	\$0.00	0.00%	\$0.00	0.00%	\$218,460.00	67.72%	\$218,460.00	67.72%
Blanche A. Nixon Library - Flooring	100%	\$17,954.00	\$17,954.00	\$17,954.00	\$17,954.00	100.00%	\$17,954.00	100.00%	\$0.00	0.00%	\$0.00	0.00%
Blanche A. Nixon Library - AC Replacement	100%	\$51,426.00	\$51,426.00	\$51,406.35	\$0.00	0.00%	\$0.00	0.00%	\$0.00	0.00%	\$0.00	0.00%
Fishtown Library - Emergency Roof Replacement	97%	\$217,677.00	\$217,677.00	\$211,241.00	\$0.00	0.00%	\$0.00	0.00%	\$127,840.00	58.73%	\$104,492.50	49.47%
Fishtown Library - Elevator	100%	\$173,700.00	\$173,700.00	\$173,699.81	\$0.00	0.00%	\$0.00	0.00%	\$0.00	0.00%	\$0.00	0.00%
Nicetown-Tioga Library - Roofing-Installation	100%	\$115,501.00	\$115,501.00	\$115,501.00	\$0.00	0.00%	\$0.00	0.00%	\$50,880.00	44.05%	\$50,880.00	44.05%
Wynnefield Library - Roofing	100%	\$549,933.48	\$549,933.48	\$549,933.48	\$0.00	0.00%	\$0.00	0.00%	\$36,346.76	6.61%	\$36,346.76	6.61%
Wynnefield Library - Flooring	100%	\$30,752.65	\$30,752.65	\$30,752.65	\$30,752.65	100.00%	\$30,752.65	100.00%	\$0.00	0.00%	\$0.00	0.00%
Roxborough Library - Roof	100%	\$123,816.00	\$123,816.00	\$123,816.00	\$4,568.08	3.69%	\$4,568.08	3.69%	\$2,248.50	1.82%	\$2,248.50	1.82%
	96%	\$9,882,539.20	\$9,344,117.08	\$8,946,758.80	\$1,064,677.57	11.39%	\$1,021,332.02	11.42%	\$1,860,356.40	19.91%	\$1,832,724.78	20.48%

# REBUILD WORKFORCE PARTICIPATION

REBUILD WORKFORCE PARTICIPATION SUMMARY AS OF 9/1/2023

## REBUILD-INITIATED PROJECTS

				Journeypersons					Laborers		Skilled	
GOALS:				27%	15%	3%		45%	60%	5%	40%	5%
Project	Project Number	% Complete	Total Hours	African-American	Hispanic	Asian	Native American	Minority Total	Minority	Women	Minority	Women
Capitolo Playground - Fields - Construction	16150E-05-02	100%	4,159	16%	37%	0%	0%	53%	69%	0%	14%	0%
Chew Playground - Fields Renovation - Construction	16165E-01-02	95%	2,090	25%	31%	0%	0%	57%	91%	0%	10%	0%
Cobbs Creek Environmental Center - Site and Building Improvements	17305E-01-01	23%	3,558	13%	29%	8%	0%	50%	75%	0%	34%	0%
Cobbs Creek Environmental Center - Playground Construction	17305E-02-02	17%	2,451	28%	38%	0%	0%	66%	98%	0%	35%	0%
Disston Recreation Center - Playground & Site Renovation	16228E-02-02	100%	1,743	15%	41%	0%	0%	55%	70%	0%	41%	0%
Disston Recreation Center - Recreation Center Upgrades - Construction	16228E-03-02	0%	3,065	16%	12%	0%	0%	28%	77%	14%	2%	0%
East Poplar Playground - Playground Renovation	16238E-01-02	100%	4,572	54%	25%	0%	0%	79%	82%	0%	76%	0%
Wynnefield Library - Water Supply Renovation	52047E-05-01	0%	26	0%	69%	0%	0%	69%	100%	0%	50%	0%
Fishtown Recreation Center - Hockey Drainage	16264E-03-02	97%	2,956	7%	36%	0%	0%	43%	68%	0%	20%	0%
Fishtown Recreation Center - Pool Renovation	16264E-02-03	100%	14,548	17%	20%	0%	1%	38%	75%	0%	17%	0%
Francis J Myers Recreation Center - Inlet Clearing	16450E-03-01	100%	416	13%	14%	0%	0%	28%	36%	0%	12%	0%
Fotteral Square - Site Improvements - Construction	16270E-01-02	66%	3,701	43%	33%	0%	3%	79%	81%	9%	76%	0%
Frank Glavin Playground - Playground and Recreation Center Improvements	16293E-01-01	93%	8,723	12%	6%	0%	1%	19%	39%	1%	12%	3%
Gifford Playground - Playground Renovation	16291E-01-02	100%	2,390	26%	25%	0%	0%	52%	65%	0%	33%	10%
Gifford Playground - Sprayground Improvements	16291E-01-05	100%	96	0%	58%	0%	0%	58%	100%	0%	0%	0%
Hancock Playground - Playground Renovation	16313E-01-02	100%	2,587	19%	51%	0%	0%	70%	79%	0%	53%	0%
Hayes Playground - Playground and Sprayground Renovation	16192E-01-01	100%	5,890	19%	16%	0%	0%	34%	42%	0%	22%	3%
Heitzman Recreation Center - Playground and Recreation Center Improvements	16326E-01-01	95%	11,046	12%	17%	0%	0%	29%	28%	7%	30%	1%
Johnny Sample (Cobbs Creek) Park & Recreation Center - Pipe Construction	16674E-02-02	100%	48	25%	25%	0%	0%	50%	N/A	N/A	50%	0%
Kingsessing Library - Renovations & Improvements	52019E-01-01	8%	6,414	28%	5%	0%	0%	33%	95%	0%	19%	1%
Miles Mack Playground - Site and Building	16415E-01-02	99%	5,300	21%	9%	0%	0%	30%	37%	0%	25%	0%
Martin Luther King Jr. Recreation Center - Roof Replacement - Construction	16366E-02-01	100%	4,937	22%	25%	0%	0%	47%	89%	0%	46%	0%
Moss Playground - Playground Sitework	16444E-01-04	100%	1,362	8%	31%	0%	0%	39%	44%	11%	22%	0%
Murphy Recreation Center - Building & Site Improvements - Construction	16449E-01-03	0%	996	36%	10%	0%	0%	46%	85%	0%	10%	0%
Nelson Playground - Recreation Center Upgrades & Addition - Construction	16453E-02-02	100%	6,503	40%	4%	0%	0%	45%	68%	0%	41%	16%
Nelson Playground - Roof Replacement	16453E-01-01	100%	799	41%	0%	0%	0%	41%	N/A	N/A	41%	0%
Olney Recreation Center Improvements - Site and Recreation Center Improvements	16468E-01-01	1%	138	15%	57%	0%	0%	72%	86%	0%	61%	0%
Pelbano Recreation Center - Roof - Construction	16517E-03-02	90%	4,130	5%	1%	29%	0%	36%	14%	0%	36%	5%
Powers Park - Site Improvements - Furnishings, Storage Shed	16504E-01-01	21%	118	0%	14%	0%	0%	14%	36%	0%	0%	0%
Rivera Recreation Center - Site and Recreation Center Improvements	16331E-01-02	73%	54,114	21%	29%	1%	0%	51%	68%	0%	48%	1%
Shepard Recreation Center - Site and Recreation Center Improvements (pre-work)	16550E-01-01	0%	80	0%	0%	0%	0%	0%	N/A	N/A	0%	0%
Vare Recreation Center - Site and Recreation Center Improvements	16597E-01-01	9%	18,770	20%	15%	0%	1%	36%	55%	4%	29%	0%
Vernon Park - Site Improvements - Construction	16602E-02-02	73%	588	30%	30%	4%	7%	71%	64%	19%	87%	0%
West Oak Lane Library - Roof Replacement	52044E-02-02	88%	781	0%	0%	36%	0%	36%	N/A	N/A	N/A	N/A
Gifford Playground Mini Pitch Construction	16291E-01-06	0%	256	24%	40%	15%	0%	80%	68%	20%	96%	0%
Paschalville Library Renovation	52030E-01-01	0%	1,608	9%	23%	0%	0%	33%	39%	0%	23%	0%
Ziehler Playground - Site Improvements - Construction	16640E-01-02	0%	1,762	34%	37%	0%	1%	72%	99%	0%	59%	0%
REBUILD-INITIATED PROJECT SUBTOTALS:			182,715	21%	22%	1%	0%	45%	64%	2%	36%	2%

# INHERITED PROJECTS FROM OTHER DEPTS

Inherited Projects from Other Depts				Journeypersons					Laborers		Skilled	
Goals:				27%	15%	3%	45%		60%	5%	40%	5%
Project	% Complete	Total Hours	African-American	Hispanic	Asian	Native American	Minority Total	Minority	Women	Minority	Women	
8th & Diamond Playground - Playground Replace & Rec Center Addition	16006E-01-01	100%	5,765	13%	7%	0%	0%	20%	42%	0%	8%	0%
Capitolo Playground - Basketball Courts Resurfacing	16150E-03-01	100%	118	24%	5%	0%	0%	29%	N/A	N/A	29%	0%
Fishtown Recreation Center - Hockey Roof	16264E-03-01	100%	2934.06	15%	11%	0%	0%	25%	22%	22%	26%	0%
Fishtown Library - Emergency Roof Replacement	52009E-01-01	97%	606	61%	8%	0%	1%	69%	N/A	N/A	69%	0%
Fishtown Recreation Center - Playground and Basketball Court Renovation	16264E-01-01	100%	1,168	38%	9%	0%	16%	64%	83%	0%	50%	0%
Nicetown-Tioga Library - Roofing Installation	52026E-01-02	100%	347	20%	10%	0%	0%	30%	N/A	N/A	30%	0%
Roxborough Library - Roof	PROG-44-01	100%	668	0%	16%	0%	0%	16%	N/A	N/A	16%	0%
Waterloo Playground - Site and Recreation Center Improvements	16615E-01-01	95%	7,405	21%	44%	0%	0%	65%	N/A	N/A	N/A	N/A
Inherited Project Subtotals:			19,010	19%	23%	0%	1%	43%	46%	3%	22%	0%

		Journeypersons					Laborers		Skilled		
GOALS:		27%	14%	3%	45%		60%	5%	40%	5%	
Grand Total											
Hours		African-American	Hispanic	Asian	Native American	Minority Total	Minority	Women	Minority	Women	
PROGRAM TOTALS:		201,726	21%	22%	1%	0%	44%	63%	2%	35%	2%