

PHILADELPHIA'S PRISON POPULATION | SEPTEMBER 2023



MacArthur Safety and Justice Challenge

First Judicial District of Pennsylvania
Department of Research and Development

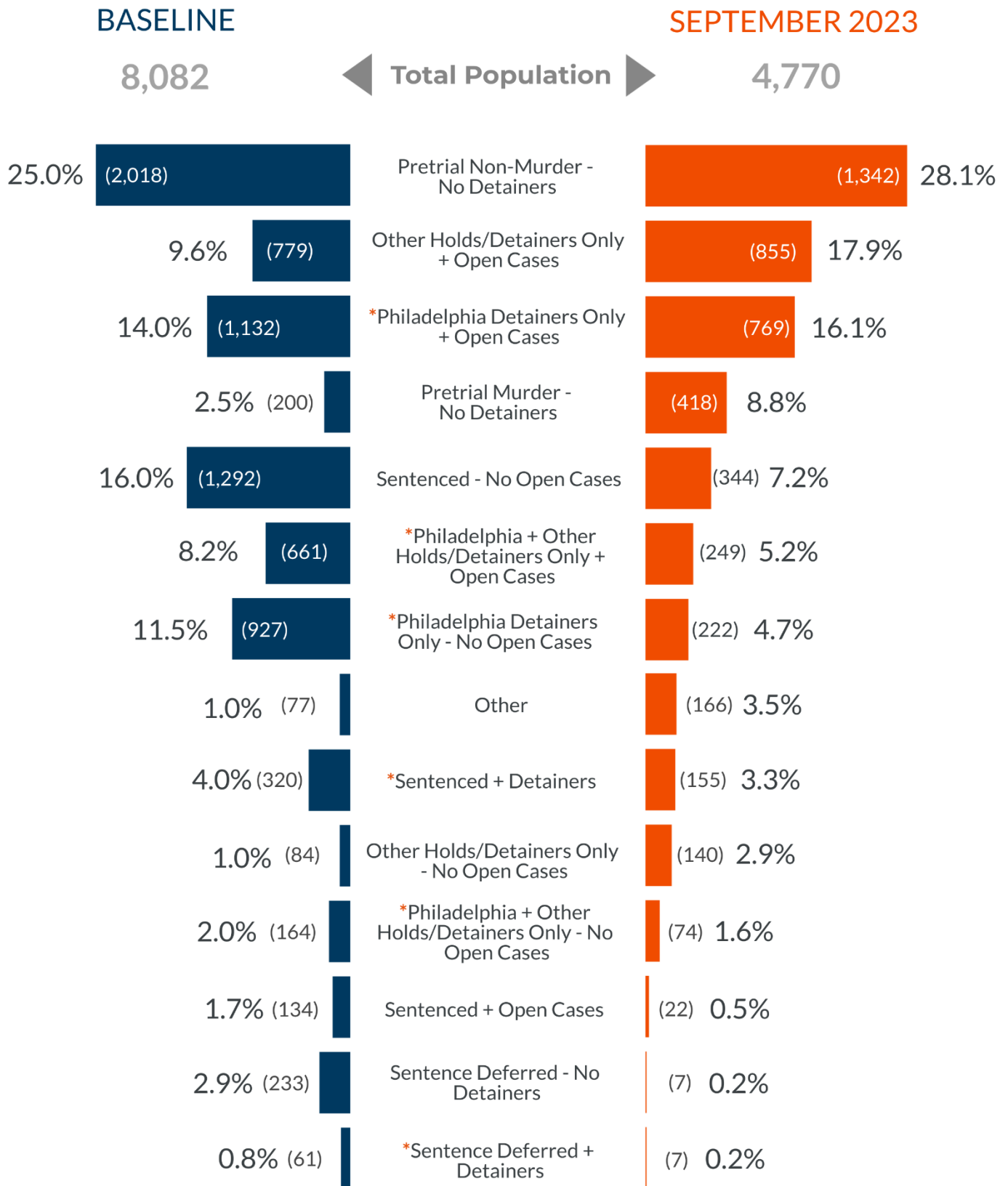


In 2016, Philadelphia received \$3.5 million dollars as part of the MacArthur Foundation's Safety and Justice Challenge - a national initiative to decrease local jail populations and address racial, ethnic, and economic disparities in the criminal justice system. Philadelphia implemented a number of collaborative reform measures with justice and behavioral health partners. Efforts to achieve a 50% reduction in the city's prison population were bolstered by an additional \$4 million dollars awarded in October 2018. To date, Philadelphia's prison population is down **41.0%** from **8,082** in **July 2015 (Baseline)** to **4,770 in September 2023**. This summary report provides a high level glance at progress by comparing the current population to baseline data.



CONFINEMENT CATEGORY* COMPARISON

Note: Counts are noted in parentheses



*Detailed description of confinement categories can be found here: <http://bit.ly/2TjoVQS>

Note: All Philadelphia detainee categories also include those issued on special probation cases at the request of Pennsylvania State Parole. A sentencing judge may request, while retaining their decision-making power, the Pennsylvania Parole Board to supervise certain people released from state custody, known as 'special probation' cases.

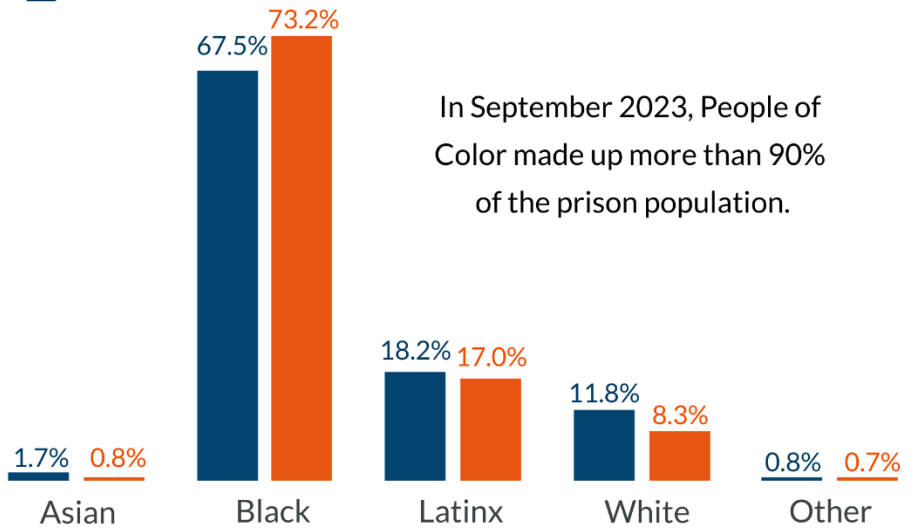
POPULATION OVERVIEW

SEX



■ CURRENT
■ BASELINE

RACE/ETHNICITY



LENGTH OF STAY*

SEPTEMBER 2023



BASELINE

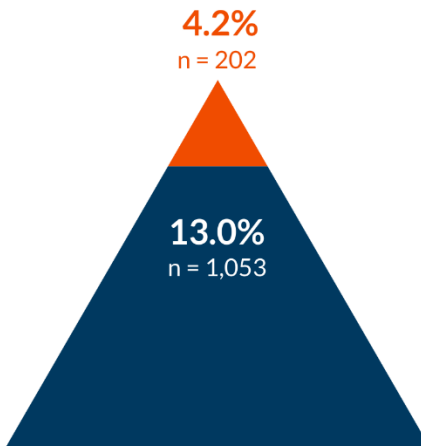


*Length of stay (LOS) figures are for individuals who were still in custody at the time of the data extraction, as opposed to LOS for people who were released.

CASH BAIL (Under \$50,000)

Pretrial Non-Murder - No Detainers

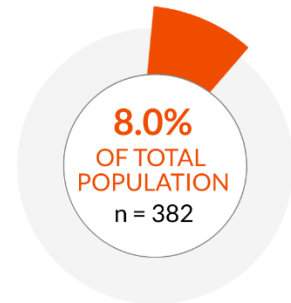
■ BASELINE ■ CURRENT



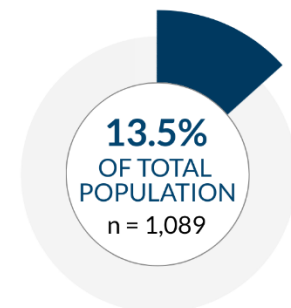
These folks would need to post 10% of their monetary bail to be released from prison.

SERIOUSLY MENTALLY ILL (SMI)

SEPTEMBER 2023



BASELINE

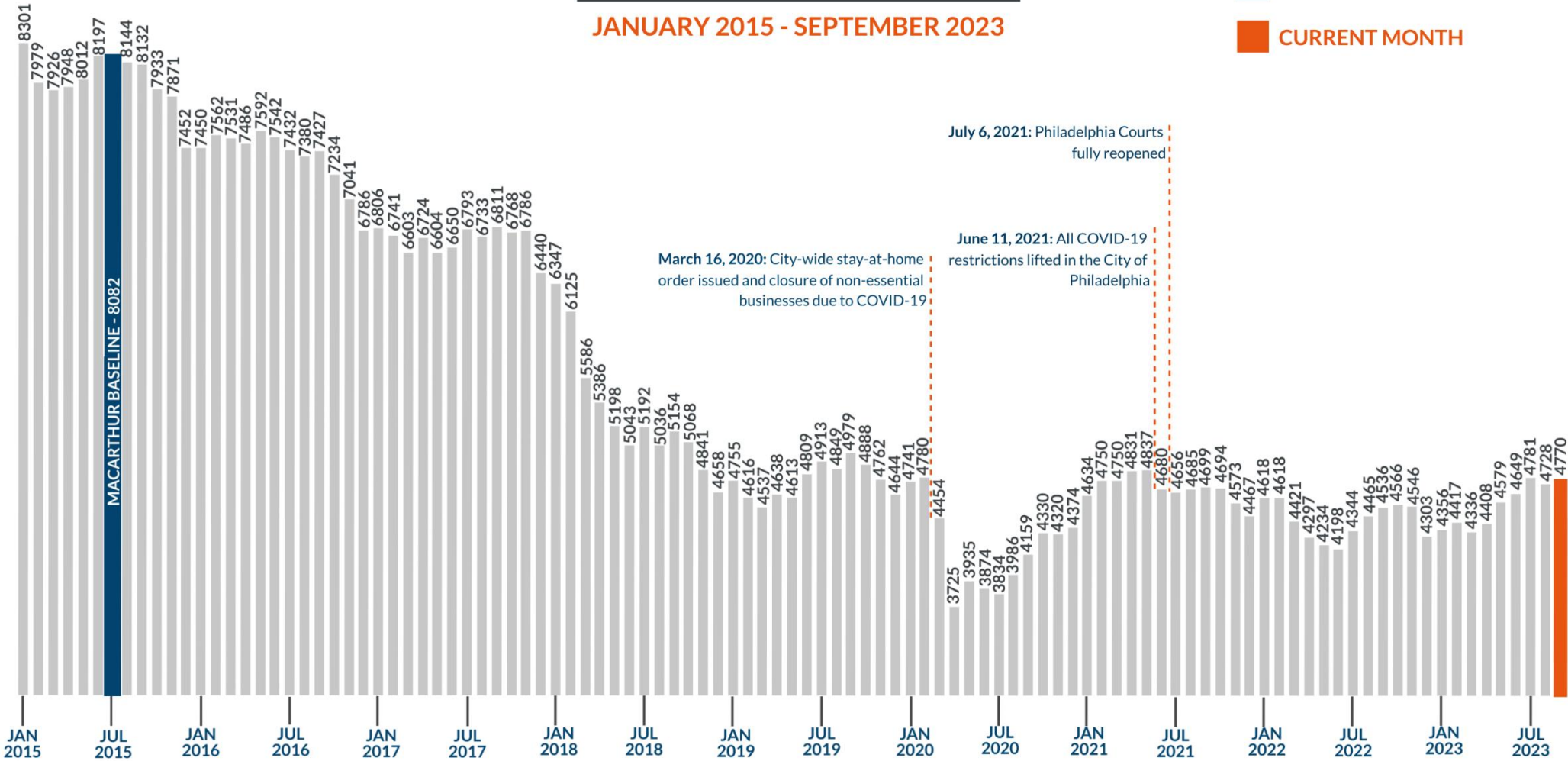




Philadelphia Prison Population

JANUARY 2015 - SEPTEMBER 2023

BASELINE
CURRENT MONTH



Note: Due to scaling issues in previous reports this graph was redesigned in January 2020, and all archival reports were updated.