

2022-2023

Consolidated Annual Performance and Evaluation Report



Division of
Housing and Community Development
CITY OF PHILADELPHIA

Table of Contents

CR-05 Goals and Outcomes
CR-10 Race and Ethnic Composition of Families/Persons Assisted
CR-15 Resources and Investments
CR-20 Affordable Housing
CR-25 Homeless and Other Special Needs
CR-30 Public Housing
CR-35 Other Actions
CR-40 Monitoring
CR-45 CDBG
CR-50 HOME
CR-55 HOPWA
CR-58 Section 3
CR-60 Subrecipient Information
CR-65 ESG Persons Assisted
CR-70 ESG Assistance Provided and Outcomes
CR-75 ESG Expenditures

Appendix

Appendix A – Addressing Limited English Proficiency
Appendix B – Sage Report
Appendix D – Maps
 Map 1 Eligible Census Block Groups
 Map 2 Racially and Ethnically Concentrated Areas of Poverty (R/ECAP)
 Map 3 Black and African American Population
 Map 4 Hispanic and Latino Population
 Map 5 Asian Population
 Map 6 Housing Production and Preservation
 Map 7 Philadelphia CDC Business Tax Credit Program Recipient Agencies
 Map 8 Targeted Corridor Management and Public Services
 Map 9 Housing Counseling Agencies
 Map 10 Neighborhood Energy Centers Serving Philadelphia
 Map 11 Neighborhood Advisory Committee (NAC) Service Areas
 Map 12 Home Improvements
 Map 13 LandCare Parcels Managed by the Pennsylvania Horticultural Society
 Map 14 Homes Saved from Foreclosure Since June 2008
 Map 15 North/Northwest Activity
 Map 16 Northeast Activity
 Map 17 North/River Wards Activity
 Map 18 Central/South Activity
 Map 19 West Activity
 Map 20 Southwest Activity
 Map 21 Place-Based Strategy Areas

CR-05 - Goals and Outcomes

Progress the jurisdiction has made in carrying out its strategic plan and its action plan. 91.520(a)

This could be an overview that includes major initiatives and highlights that were proposed and executed throughout the program year.

The 2022-2023 Consolidated Annual Performance and Evaluation Report (CAPER) is an evaluation of the City's accomplishments and progress towards meeting its housing and community development project goals, as stated in its FY 2023 Annual Action Plan and FY 2023 five-year Consolidated Plan. As a recipient of federal funding from the U.S. Department of Housing and Urban Development (HUD), the City of Philadelphia's Division of Housing and Community Development (DHCD) is charged with preparing the CAPER in accordance with HUD funding reporting requirements.

In this section of the report, we highlight the activity of the City's housing and community development programs funded in FY 2023 with federal and local funding. Please note that the accomplishments reported in the narrative and in Table 1 are based on data collected locally and in some cases may differ from data input into the Integrated Disbursement and Information System (IDIS). Some accomplishment data was not available at the time of publishing the draft CAPER, and will be added in the final version.

- Basic Systems Repair Program (BSRP) provided free repairs to electrical, plumbing, and heating systems of 2,362 owner occupied homes.
- Adaptive Modifications Program (AMP) helped 248 individuals with permanent disabilities live more independently within their homes.
- Housing and Mortgage Foreclosure Prevention Counseling services were provided to 8,417 households, and 606 homes were saved from foreclosure.
- Rental assistance was provided to 5,124 households at-risk of eviction.
- PEPP partners provided legal advice or representation to a total of 4,055 clients in FY23.
- The Eviction Diversion Program helped 1,706 tenants and landlords reach an agreement or other desirable outcome (e.g. parties agreed to continue to negotiate as an alternative to eviction).
- Targeted Financial Assistance awarded 901 payments since its launch in February 2023 to cover tenant rent arrears.
- The City supported the creation of 325 affordable rental units in five locations: Norris Homes Phase V, St. Rita Place, Apartments at New Market West, Help Philadelphia VI/Reynolds School, and Golden Age Living Accommodations.
- Three preservation projects were completed, preserving 288 affordable rental units: Monument Village, Carl Mackley Apartments, and Karen Donnally/Iris Nydia Brown Townhomes.
- Two projects were completed through the Choice Neighborhoods Implementation Grants: HELP VI and Norris Phase V, adding a total of 188 new housing units, 55 of which support households with special needs.
- There were another 17 affordable housing developments under construction, including 14 new developments and 3 preservation

projects.

- The City helped 1,131 homebuyers purchase their first homes through the relaunch of its Philly First Home Program and supported Urban Affairs Coalition's employer-assisted Home Buy Now program, which provided 16 home purchase grants to workers employed by participating institutions and businesses.
- Neighborhood Advisory Committees (NACs) conducted foreclosure outreach and connected residents to resources in majority low-/moderate-income Census tracts with over 587,000 residents.
- The Commerce Department provided technical assistance to 1,517 businesses, supported eight community development corporations, and created or retained 18 jobs through its Business Loan Program.
- YouthBuild provided job training to 180 students throughout the course of the year.

Comparison of the proposed versus actual outcomes for each outcome measure submitted with the consolidated plan and explain, if applicable, why progress was not made toward meeting goals and objectives. 91.520(g)

Categories, priority levels, funding sources and amounts, outcomes/objectives, goal outcome indicators, units of measure, targets, actual outcomes/outputs, and percentage completed for each of the grantee's program year goals.

Goal	Category	Source / Amount	Indicator	Unit of Measure	Expected – Strategic Plan	Actual – Strategic Plan	Percent Complete	Expected – Program Year	Actual – Program Year	Percent Complete
Develop Affordable Rental Housing	Affordable Housing Homeless Non-Homeless Special Needs	HOME: \$ / Local Housing Trust Fund: \$ / Neighborhood Preservation Initiative: \$	Rental units constructed	Household Housing Unit	1350	270	20.00%	270	270	100.00%
Develop Affordable Rental Housing	Affordable Housing Homeless Non-Homeless Special Needs	HOME: \$ / Local Housing Trust Fund: \$ / Neighborhood Preservation Initiative: \$	Housing for Homeless added	Household Housing Unit	150	55	36.67%	30	55	183.33%
Effective Administration of Projects and Programs	Affordable Housing Non-Homeless Special Needs Non-Housing Community Development	CDBG: \$ / HOPWA: \$ / HOME: \$ / Local Housing Trust Fund: \$ / Neighborhood Preservation Initiative: \$	Homeowner Housing Rehabilitated	Household Housing Unit	0	0		0	0	
Effective Administration of Projects and Programs	Affordable Housing Non-Homeless Special Needs Non-Housing Community Development	CDBG: \$ / HOPWA: \$ / HOME: \$ / Local Housing Trust Fund: \$ / Neighborhood Preservation Initiative: \$	Businesses assisted	Businesses Assisted	0	31		0	31	

Effective Administration of Projects and Programs	Affordable Housing Non-Homeless Special Needs Non-Housing Community Development	CDBG: \$ / HOPWA: \$ / HOME: \$ / Local Housing Trust Fund: \$ / Neighborhood Preservation Initiative: \$	Buildings Demolished	Buildings	1250	*389	*31.12%	250	*389	*155.60%
Expand Accessible and Affordable Housing (contd)	Affordable Housing Non-Homeless Special Needs	Local Housing Trust Fund: \$ / Neighborhood Preservation Initiative: \$ / Other: \$	Homeowner Housing Rehabilitated	Household Housing Unit	1250	248	19.84%	250	248	99.20%
Expand Affordable Homeownership Housing	Affordable Housing Non-Homeless Special Needs	Local Housing Trust Fund: \$ / Neighborhood Preservation Initiative: \$	Direct Financial Assistance to Homebuyers	Households Assisted	4625	1147	24.80%	925	1147	124.00%
Expand Education, Employment and Self- (contd)	Non-Housing Community Development	CDBG: \$	Public service activities other than Low/Moderate Income Housing Benefit	Persons Assisted	5900	1180	20.00%	1180	1180	100.00%
Expand Fair Housing Outreach, Education, (contd)	Affordable Housing Non-Homeless Special Needs Non-Housing Community Development	CDBG: \$	Public service activities other than Low/Moderate Income Housing Benefit	Persons Assisted	6000	361*	6.02%	1200	361*	30.08%

Expand Housing Opportunities and Services (contd)	Affordable Housing Homeless Non-Homeless Special Needs	CDBG: \$ / HOPWA: \$ / HOME: \$ / ESG: \$ / Local Housing Trust Fund: \$ / Neighborhood Preservation Initiative: \$ / Other: \$	Public service activities other than Low/Moderate Income Housing Benefit	Persons Assisted	0	0		0	0	
Expand Housing Opportunities and Services (contd)	Affordable Housing Homeless Non-Homeless Special Needs	CDBG: \$ / HOPWA: \$ / HOME: \$ / ESG: \$ / Local Housing Trust Fund: \$ / Neighborhood Preservation Initiative: \$ / Other: \$	Tenant-based rental assistance / Rapid Rehousing	Households Assisted	6850	881	12.86%	1370	881	64.31%
Expand Housing Opportunities and Services (contd)	Affordable Housing Homeless Non-Homeless Special Needs	CDBG: \$ / HOPWA: \$ / HOME: \$ / ESG: \$ / Local Housing Trust Fund: \$ / Neighborhood Preservation Initiative: \$ / Other: \$	Homeless Person Overnight Shelter	Persons Assisted	5500	1571	28.56%	1100	1571	142.82%
Expand Housing Opportunities and Services (contd)	Affordable Housing Homeless Non-Homeless Special Needs	CDBG: \$ / HOPWA: \$ / HOME: \$ / ESG: \$ / Local Housing Trust Fund: \$ / Neighborhood Preservation Initiative: \$ / Other: \$	Homelessness Prevention	Persons Assisted	4930	590	11.97%	986	590	59.84%

Expand Housing Opportunities and Services (contd)	Affordable Housing Homeless Non-Homeless Special Needs	CDBG: \$ / HOPWA: \$ / HOME: \$ / ESG: \$ / Local Housing Trust Fund: \$ / Neighborhood Preservation Initiative: \$ / Other: \$	Jobs created/retained	Jobs	0	0		0	0	
Expand Housing Opportunities and Services (contd)	Affordable Housing Homeless Non-Homeless Special Needs	CDBG: \$ / HOPWA: \$ / HOME: \$ / ESG: \$ / Local Housing Trust Fund: \$ / Neighborhood Preservation Initiative: \$ / Other: \$	HIV/AIDS Housing Operations	Household Housing Unit	155	57	36.77%	31	57	183.87%
Expand Services and Programs to Protect (contd)	Affordable Housing Public Housing Homeless Non-Homeless Special Needs	CDBG: \$ / Local Housing Trust Fund: \$ / Neighborhood Preservation Initiative: \$ / Other: \$	Public service activities other than Low/Moderate Income Housing Benefit	Persons Assisted	0	0		0	0	
Expand Services and Programs to Protect (contd)	Affordable Housing Public Housing Homeless Non-Homeless Special Needs	CDBG: \$ / Local Housing Trust Fund: \$ / Neighborhood Preservation Initiative: \$ / Other: \$	Public service activities for Low/Moderate Income Housing Benefit	Households Assisted	50000	*8417	*16.83%	10000	*8417	*84.17%

Expand Services and Programs to Protect (contd)	Affordable Housing Public Housing Homeless Non-Homeless Special Needs	CDBG: \$ / Local Housing Trust Fund: \$ / Neighborhood Preservation Initiative: \$ / Other: \$	Other	Other	9000	6025	66.94%	1800	6025	334.72%
Expand Support for Small Business Owners (contd)	Non-Housing Community Development	CDBG: \$ / Neighborhood Preservation Initiative: \$ / Other: \$	Jobs created/retained	Jobs	1650	18	1.09%	330	18	5.45%
Expand Support for Small Business Owners (contd)	Non-Housing Community Development	CDBG: \$ / Neighborhood Preservation Initiative: \$ / Other: \$	Businesses assisted	Businesses Assisted	600	1525	254.17%	120	1525	1270.83%
Expand Support for Small Business Owners (contd)	Non-Housing Community Development	CDBG: \$ / Neighborhood Preservation Initiative: \$ / Other: \$	Other	Other	5000000	698709	13.97%	1000000	698709	69.87%
Foster Open Access to All Housing and Com (contd)	Affordable Housing Non-Housing Community Development	CDBG: \$ / Local Housing Trust Fund: \$	Public service activities other than Low/Moderate Income Housing Benefit	Persons Assisted	40000	5459	13.65%	8000	5459	68.24%
Foster Open Access to All Housing and Com (contd)	Affordable Housing Non-Housing Community Development	CDBG: \$ / Local Housing Trust Fund: \$	Other	Other	2750000	587790	21.37%	550000	587790	106.87%

Preserve Affordable Homeownership Housing	Affordable Housing Non-Homeless Special Needs	CDBG: \$ / Local Housing Trust Fund: \$ / Neighborhood Preservation Initiative: \$	Public service activities other than Low/Moderate Income Housing Benefit	Persons Assisted	625	1119	179.04%	125	1119	895.20%
Preserve Affordable Homeownership Housing	Affordable Housing Non-Homeless Special Needs	CDBG: \$ / Local Housing Trust Fund: \$ / Neighborhood Preservation Initiative: \$	Homeowner Housing Rehabilitated	Household Housing Unit	12000	2362	19.68%	2400	2362	98.42%
Preserve Affordable Rental Housing	Affordable Housing Non-Homeless Special Needs	HOME: \$ / Local Housing Trust Fund: \$ / Neighborhood Preservation Initiative: \$	Rental units rehabilitated	Household Housing Unit	500	288	57.60%	100	288	288.00%
Strengthen Community Assets and Manage Vacant Land	Non-Housing Community Development	CDBG: \$ / Other: \$	Public Facility or Infrastructure Activities other than Low/Moderate Income Housing Benefit	Persons Assisted	600000	0*	0.00%	120000	0*	0.00%
Strengthen Community Assets and Manage Vacant Land	Non-Housing Community Development	CDBG: \$ / Other: \$	Other	Other	250000	0*	0.00%	50000	0*	0.00%

*accomplishment data for FY23 is not complete and will be updated in the final version of this report.

Assess how the jurisdiction's use of funds, particularly CDBG, addresses the priorities and specific objectives identified in the plan, giving special attention to the highest priority activities identified.

The City supported 25 affordable housing projects in FY 2023 through its neighborhood-based housing initiatives, continuing to work toward overcoming construction delays and supply issues related to the pandemic. Five projects were completed during the fiscal year: St. Rita Place, Apartments at New Market West, Golden Age Living Accommodations, Norris Homes Phase V, and HELP Philadelphia VI, together adding 325 new affordable housing units. Three preservation projects were completed: Monument Village, Carl Mackley Apartments, and Karen Donnelly/Iris Nydia Brown Townhomes; preserving 288 affordable rental units. The remaining 17 projects under construction or near completion include 14 new construction or rehabilitation projects, and 3 preservation projects. Once complete, these projects will add 591 units to affordable housing supply and preserve 249 existing units currently occupied by low-/mod-income households.

The City met its goal for settlement assistance grants through the Philly First Home Program and Urban Affairs Coalition's employer-assisted Home Buy Now program. Home Buy Now awarded 16 grants, and the Philly First Home Program, relaunched in May 2022, made grants 1,131 to first time homebuyers. CDBG-funded housing counseling agencies provide pre-purchase counseling to all Philly First Home recipients.

Although the City did not meet its housing counseling goal at the point of draft publication (84.2% of the 10,000 annual goal was met), it's important to note that this figure accounts for just 67% of housing counseling accomplishments. As the remaining 33% of housing counseling accomplishments are collected, the City's progress towards its annual housing counseling goal will significantly improve. The goal for tangled title assistance was exceeded with over 1,119 vacancy prevention services provided. The City and its partners also continued eviction diversion and rental assistance programs, helping thousands of renter households stay in their homes. Additionally, the City provided homelessness prevention to 590 households at-risk of homelessness, reaching 59.8% of the Homelessness Prevention goal.

The Basic Systems Repairs program reached 98.4% of its target, serving 2,362 households. The Energy Coordinating Agency did not reach its target for the Heater Hotline program. The Heater Hotline Program served a large number of households—5,459 compared to the original goal of 8,000. We have since reevaluated the goal for this program, and the performance as it relates to the new goal will be reflected in next year's CAPER.

The City also supported several strategies outside the Annual Action Plan including increasing homeownership opportunities for Philadelphia Housing Authority (PHA) tenants, promoting private sector development through density bonuses for affordable units, identifying additional incentives for affordable housing developed through the private sector, and streamlining the process for conveying publicly owned land for development of affordable housing.

Neighborhood services (i.e. the Neighborhood Advisory Committee program) and the Pennsylvania Horticultural Society's (PHS) greening programs exceeded their goals for population impact. Large swaths of the city continue to benefit from these programs. Specifically, PHS' blight remediation efforts have been associated with increased property values, reduced crime, and health improvements; and NACs continue to help residents access City and other resources to improve their lives and communities.

The City exceeded its goal for Neighborhood Development Grants and Technical Assistance to Micro Businesses. However, it did not meet its goal for Storefront Improvement Program, Targeted Corridor Revitalization Management Program, the Business Loan Program, and Targeted Neighborhood Business Attraction and Expansion. Those goals were not fully met because Commerce shifted funding sources which changed the ability to document area accomplishments that would have normally been funded by CDBG. Commerce exceeded technical assistance to micro businesses because much of Commerce Funds were diverted to support small businesses who experienced a decline in revenue and sought resources to be sustained during COVID-19. These businesses represent economic vitality to many low- and moderate-income communities.

CDBG-CV funds were used to support the City's FY 2023 housing, community development, and commerce activities. CV-funded program outputs are included in this report.

CR-10 - Racial and Ethnic composition of families assisted

Describe the families assisted (including the racial and ethnic status of families assisted).
91.520(a)

	CDBG	HOME	ESG	HOPWA
Race:				
White	692	29	2,736*	121
Black or African American	5,358	331	10,852*	599
Asian	508	2	96*	2
American Indian or American Native	33	1	87*	0
Native Hawaiian or Pacific Islander	8	10	105*	1
<i>Total</i>	6,599	382	13,876*	723
Ethnicity:				
Hispanic	49	11	1,569*	123
Not Hispanic	6,550	156	12,607*	699

Table 2 – Table of assistance to racial and ethnic populations by source of funds

Narrative

For CDBG, approximately an additional 343 households received Basic Systems Repair Services but either identified as other-multicultural, refused to identify race, or refused to identify ethnicity. This number is not included in the CR-10 as generated by IDIS. CDBG and CDBG-CV funded projects are included in this column.

For HOPWA (entered manually), this chart does not include all options for reporting race as it appears in the HOPWA CAPER. There were 99 beneficiaries who reported more than one race; of that, 63 were Hispanic. The TOTAL number of HOPWA Beneficiaries is 822. HOPWA and HOPWA-CV funded activities are included in this column.

For (H)ESG (entered manually) this chart will be updated when data becomes available.

For HOME (entered manually), an additional 181 households did not disclose ethnicity. The total number of HOME beneficiaries was 382 households.

CR-15 - Resources and Investments 91.520(a)

Identify the resources made available

Source of Funds	Source	Resources Made Available	Amount Expended During Program Year
CDBG	public - federal	51,052,090	50,541,906
HOME	public - federal	13,200,672	7,498,978
HOPWA	public - federal	8,731,093	6,378,740
ESG	public - federal	3,815,940	2,980,518
Housing Trust Fund	public - local	43,870,000	25,552,645
Other	public - local	47,076,000	19,211,378

Table 3 - Resources Made Available

Narrative

The "Other" listed in the above table is a combination of CDBG-CV and ESG-CV Funding; Section 108 loan resources; City of Philadelphia General Funds; the Commerce Department's Storefront Improvement Program; and CDC Tax Credits. HOPWA-CV is not included in "Other".

In Program Year 2019, the City received COVID-19 funding totaling \$74,015,375. The amounts that were expended during the 2022 Program Year are broken down as follows: \$ 1,281,137 of CDBG-CV; \$9,525 of HOPWA-CV; and \$1,669,619 of ESG-CV.

The City also had City of Philadelphia Housing Trust Fund Resources in the amount of \$43,870,000 made available in City FY 23 (HUD Program Year 22) and expended \$25,552,645 during the year.

The City made available \$20,000,000 of Section 108 Loan Resources and \$0 was expended during the City FY 23 (HUD Program Year 22).

Identify the geographic distribution and location of investments

Target Area	Planned Percentage of Allocation	Actual Percentage of Allocation	Narrative Description
Philadelphia	100		Citywide
Place-based Strategies: Choice, Promise Zone and 22nd Police District			Place-based

Table 4 – Identify the geographic distribution and location of investments

Narrative

Philadelphia takes a balanced approach to the implementation of its housing and community development activities. It invests in struggling communities, provides support to middle neighborhoods, seeks to preserve affordability in appreciating neighborhoods and looks to leverage assets in high

opportunity areas to benefit low- and moderate- income households. Maps on area eligibility, demographics, and program activity are provided in the Appendix.

Leveraging

Explain how federal funds leveraged additional resources (private, state and local funds), including a description of how matching requirements were satisfied, as well as how any publicly owned land or property located within the jurisdiction that were used to address the needs identified in the plan.

DHDC financing for rental projects has generated equity investment through the utilization of the Low-Income Housing Tax Credits (LIHTC) by corporations and equity funds such as the National Equity Fund (NEF). A total of 7 city-supported affordable rental housing developments received a LIHTC, leveraging the City's support of \$20 million with over \$131 million of additional investment from private sources.

DHCD provided approximately \$7.8 million in funding to support a network of 25 housing counseling agencies to provide intensive mortgage foreclosure intervention services, pre-purchase counseling, tenant counseling, and other housing counseling services to residents of Philadelphia. This includes leveraging a total of \$470,000 in local General Funds. The majority of these agencies are also authorized to conduct services through the Pennsylvania Housing Finance Agency (PHFA), which estimates at least \$250,000 of leveraged funds.

DHCD also leveraged over \$2 million in local Housing Trust Funds to support heater repairs and utility grants to low-income residents. Approximately \$5 million in Housing Trust Funds and \$2 million in Neighborhood Preservation Initiative funds supported the City's vacancy prevention and housing counseling activities. CDBG funds allocated for the City's vacant land management programs leveraged a total of \$2.89 million in City General Funds. The Neighborhood Preservation Initiative also supported the Business Loan Program and Neighborhood Development Grants program.

Match Requirements – The City has met its HOME match requirements as detailed in the HOME Table below. In addition, the City allocated \$3,816,000 in General Funds to meet the ESG match requirement.

Publicly-owned Land – Three multi-family, affordable rental housing projects utilized publicly owned land, and seven Turn the Key properties utilizing publicly owned land closed during the fiscal year.

Fiscal Year Summary – HOME Match	
1. Excess match from prior Federal fiscal year	48,955,168
2. Match contributed during current Federal fiscal year	0
3. Total match available for current Federal fiscal year (Line 1 plus Line 2)	48,955,168
4. Match liability for current Federal fiscal year	0
5. Excess match carried over to next Federal fiscal year (Line 3 minus Line 4)	48,955,168

Table 5 – Fiscal Year Summary - HOME Match Report

Match Contribution for the Federal Fiscal Year								
Project No. or Other ID	Date of Contribution	Cash (non-Federal sources)	Foregone Taxes, Fees, Charges	Appraised Land/Real Property	Required Infrastructure	Site Preparation, Construction Materials, Donated labor	Bond Financing	Total Match

Table 6 – Match Contribution for the Federal Fiscal
Year

HOME MBE/WBE report

Program Income – Enter the program amounts for the reporting period				
Balance on hand at begin-ning of reporting period \$	Amount received during reporting period \$	Total amount expended during reporting period \$	Amount expended for TBRA \$	Balance on hand at end of reporting period \$
\$189,163.8	0	0	0	\$189,163.8

Table 7 – Program Income

Minority Business Enterprises and Women Business Enterprises – Indicate the number and dollar value of contracts for HOME projects completed during the reporting period						
	Total	Minority Business Enterprises				White Non-Hispanic
		Alaskan Native or American Indian	Asian or Pacific Islander	Black Non-Hispanic	Hispanic	
Contracts						
Dollar Amount	61,748,262.00	0	0	0	0	61,748,262.00
Number	3	0	0	0	0	3
Sub-Contracts						
Number	122	0	0	16	3	95
Dollar Amount	47,266,209.34	0	0	11,165,080.08	1,957,496.31	31,583,685.28
	Total	Women Business Enterprises	Male			
Contracts						
Dollar Amount	61,748,262.00	0	61,748,262.00			
Number	3	0	3			
Sub-Contracts						
Number	122	25	97			
Dollar Amount	47,266,209.34	9,393,689.30	37,872,520.04			

Table 8 - Minority Business and Women Business Enterprises

Minority Owners of Rental Property – Indicate the number of HOME assisted rental property owners and the total amount of HOME funds in these rental properties assisted						
	Total	Minority Property Owners				White Non-Hispanic
		Alaskan Native or American Indian	Asian or Pacific Islander	Black Non-Hispanic	Hispanic	
Number	0	0	0	0	0	0
Dollar Amount	0	0	0	0	0	0

Table 9 – Minority Owners of Rental Property

Relocation and Real Property Acquisition – Indicate the number of persons displaced, the cost of relocation payments, the number of parcels acquired, and the cost of acquisition						
Parcels Acquired		0		0		
Businesses Displaced		0		0		
Nonprofit Organizations Displaced		0		0		
Households Temporarily Relocated, not Displaced		0		0		
Households Displaced	Total	Minority Property Enterprises				White Non-Hispanic
		Alaskan Native or American Indian	Asian or Pacific Islander	Black Non-Hispanic	Hispanic	
Number	0	0	0	0	0	0
Cost	0	0	0	0	0	0

Table 10 – Relocation and Real Property Acquisition

CR-20 - Affordable Housing 91.520(b)

Evaluation of the jurisdiction's progress in providing affordable housing, including the number and types of families served, the number of extremely low-income, low-income, moderate-income, and middle-income persons served.

	One-Year Goal	Actual
Number of Homeless households to be provided affordable housing units	765	526
Number of Non-Homeless households to be provided affordable housing units	5,495	10,032
Number of Special-Needs households to be provided affordable housing units	1,024	1,244
Total	7,284	11,802

Table 11 – Number of Households

	One-Year Goal	Actual
Number of households supported through Rental Assistance	3,309	7,432
Number of households supported through The Production of New Units	300	325
Number of households supported through Rehab of Existing Units	2,750	2,898
Number of households supported through Acquisition of Existing Units	925	1,147
Total	7,284	11,802

Table 12 – Number of Households Supported

Discuss the difference between goals and outcomes and problems encountered in meeting these goals.

The City met its one-year goals for non-homeless and special needs households to be provided affordable housing, as well as the number of households supported through rental assistance, production of new units, rehab of exiting units, and acquisition of existing units. We met these goals by far exceeding the number of expected beneficiaries in programs like Philly First Home, rental assistance, and in the production and preservation of affordable housing units.

We did not, however, meet our goal for the number of homeless households to be provided affordable housing units. Rapid rehousing and homeless prevention programs as well as the production and preservation of units for homeless persons did not meet the expected accomplishments.

Note: The City accomplishments reflected in the tables above and below are directed to assisting residents with the greatest needs. All of the households supported through rental assistance resided in affordable housing as defined by section 215(a)(1)(A).

Discuss how these outcomes will impact future annual action plans.

The City strives to meet program goals, and believes it will meet, if not surpass, many of its goals in FY 2024. However, progress in meeting our goals depends heavily on the level of CDBG, HOME, ESG, and HOPWA resources Philadelphia receives, as well as our ability to leverage local funds.

Include the number of extremely low-income, low-income, and moderate-income persons served by each activity where information on income by family size is required to determine the eligibility of the activity.

Number of Households Served	CDBG Actual	HOME Actual
Extremely Low-income	1,420	235
Low-income	908	72
Moderate-income	135	75
Total	2,463	382

Table 13 – Number of Households Served

Narrative Information

Note: The totals in Tables 11 and 12 are greater than the combined total of CDBG and HOME in Table 13, because the latter reflects CDBG- and HOME-funded programs only. Tables 11 and 12 include accomplishments from programs funded with local and other federal dollars, e.g. HOPWA, in addition to those funded with HOME and CDBG.

CR-25 - Homeless and Other Special Needs 91.220(d, e); 91.320(d, e); 91.520(c)

Evaluate the jurisdiction's progress in meeting its specific objectives for reducing and ending homelessness through:

Reaching out to homeless persons (especially unsheltered persons) and assessing their individual needs

Year 48 Goal:

- Continue to coordinate outreach efforts to target key areas and identify new areas where homeless individuals are located, especially in the Kensington/Fairhill area and encampments throughout the city.

In the Kensington and Fairhill neighborhoods, various outreach efforts concentrate on those that may have multiple barriers to housing, along with those that may be part of an encampment. OHS Prevention and Intake staff participate in a weekly Wellness Resource Fair held in Kensington. Citizens are able to access healthcare via nurses, harm reduction via community organizations, and can receive treatment and/or housing assessments. The OHS Prevention, Diversion, and Intake Unit has contracted with non-profit community organizations for Mobile Housing Assessors that provide mobile assessments for housing services for unsheltered individuals both alone, and those who may be part of an encampment. The mobile nature of these services helps ensure that unsheltered individuals can be identified and reached no matter where they may be in the City.

Young Adults

The City has established a collaborative and holistic approach to helping young adults 18-24 who are experiencing homelessness. This approach is designed to provide dedicated services to youth, gives them a voice and to advance research on youth homelessness. In 2023, the Young Adult Leadership Committee, comprised of 18-24 years old with lived experience of homelessness, convened to develop a coordinated community plan to implement better access and outreach to young people. Through this work they were able to recruit new members, evaluate the coordinated entry system, emergency housing voucher process, establish community trainings focused on youth homelessness, and submit a strong application for federal, state, and local funding opportunities funds. They helped secure an \$8.2 million dollar Youth Homeless Demonstration Program Grant. YALC then reviewed twelve project applications and selected five programs to better meet the needs of youth experiencing homelessness and build a stronger footprint by adding more access points for these youth.

Refugee, Immigrant and Non-English-Speaking Communities

OHS has expanded outreach into immigrant communities, particularly by building the capacity of two immigrant-serving partner organizations to address the housing needs of people they serve. OHS has worked to help immigrant-serving organizations address critical expenses associated with providing safety for domestic abuse survivors. In addition, we secured funding for a new English-Spanish bilingual mobile assessor to provide assessments for housing and other services anywhere in Philadelphia. The CoC Roadmap to Homes board added a community elected board seat representing underserved populations, specifically immigrant and refugee communities. And the City has been implementing a housing counseling program model in the Latinx community from the previous pilot project where

homelessness prevention services are nested in a community-based setting dedicated to their unique cultural and linguistic needs.

OHS has established the PHARE Advisory group. Which is a 15-member group comprised of public and private agencies that serve the Latinx/Hispanic population. The PHARE advisory group will hire one consultant to develop a strategy to hire more bilingual, multicultural staff within OHS and partnering agencies. The advisory group will hire a second consultant to review all public documents to develop a marketing plan for Latinx/Hispanic community for homelessness prevention and other housing assistance resources. This effort will also be expanded to use these strategies for all non-English speaking citizens of Philadelphia.

Engaging the Landlord Community

The Landlord Gateway Program centralizes resources to help both current and prospective landlords navigate the City's processes, requirements, and guidance through a single location. The Gateway includes housing-related services and resources from 16 City departments and agencies to help landlords with everything from obtaining a rental licenses to participating in affordable housing programs.

Partnering with SEPTA

The Hub is a partnership between SEPTA, the City, and Project HOME (the City's primary outreach resource) that provides showers, laundry, snacks, a place to rest and access to services. Located in the Concourse of Philadelphia's Suburban Station transit depot, the Hub of Hope steadily serves those who are most vulnerable in Center City. The most important update in this partnership is that we have been able to get SEPTA use our HMIS Data System so that we can better understand the nature and number of people they are interacting with to better respond to the needs of these individuals.

Addressing the emergency shelter and transitional housing needs of homeless persons

Year 48 Goals:

- Continue to provide emergency housing assistance to meet the needs of people experiencing homelessness, including individuals and families, households fleeing domestic violence, and unaccompanied youth.
- Reduce the length of stay in emergency and transitional housing to 130 days.
- Increase the percentage of exits from emergency and transitional housing to permanent housing to 40 percent.

We provided emergency shelter to 12,428 people, transitional housing to 590, and permanent supportive housing to 3,446 persons.

The average length of stay in emergency shelter and/or transitional housing was 143 days. The capacity utilization rate, in terms of bed-nights available compared to bed-nights provided, was nearly 94 percent.

We had 2,329 exits from Emergency or Transitional Housing to Permanent Housing destinations. This accounts for 23% of exits.

NOTE: this section will be updated with FY23 accomplishments when they become available.

Helping low-income individuals and families avoid becoming homeless, especially extremely low-income individuals and families and those who are: likely to become homeless after being discharged from publicly funded institutions and systems of care (such as health care facilities, mental health facilities, foster care and other youth facilities, and corrections programs and institutions); and, receiving assistance from public or private agencies that address housing, health, social services, employment, education, or youth needs

Year 48 Goals:

- Move 1,000 households experiencing homelessness into permanent housing.
- Move 450 families to permanent housing with rapid re-housing assistance.

We had 2,329 exits from Emergency or Transitional Housing to Permanent Housing destinations and we served 2,198 people with Rapid Rehousing programming.

NOTE: this section will be updated with FY23 accomplishments when they become available.

Helping homeless persons (especially chronically homeless individuals and families, families with children, veterans and their families, and unaccompanied youth) make the transition to permanent housing and independent living, including shortening the period of time that individuals and families experience homelessness, facilitating access for homeless individuals and families to affordable housing units, and preventing individuals and families who were recently homeless from becoming homeless again

Year 48 Goal:

- Prevent 1,500 very low-income households from experiencing homelessness.

OHS provided 1,558 households with homelessness prevention or diversion assistance. There were fewer homelessness prevention dollars available, and the COVID-era eviction moratorium was lifted. The increase in the number of first-time homeless underscores the importance of increasing the supply of affordable housing and making available adequate funding as a key strategy in preventing people from becoming homeless.

NOTE: this section will be updated with FY23 accomplishments when they become available.

CR-30 - Public Housing 91.220(h); 91.320(j)

Actions taken to address the needs of public housing

The Philadelphia Housing Authority (PHA) is a state-chartered agency that develops, acquires, leases and operates affordable housing for city residents with limited incomes. Established in 1937, PHA is the nation's fourth-largest housing authority and the largest affordable housing provider in Pennsylvania. PHA is one of the original thirty-nine public housing authorities nationwide to be designated by the US Department of Housing and Urban Development (HUD) as a Moving to Work (MTW) Agency. As part of the MTW program, PHA is required to submit an MTW Annual Report to HUD at the end of each fiscal year.

PHA's housing preservation and neighborhood revitalization efforts support the goals established in the Assessment of Fair Housing (AFH) Plan jointly issued by the City and PHA and accepted by HUD in February 2017 and further updated in FY 2023. These goals emphasize the importance of a balanced approach to fair housing including preservation of existing housing, development of new affordable rental and homeownership housing, investments to improve the quality of life in distressed neighborhoods, and mobility initiatives to support housing in high opportunity areas.

Below is a summary of PHA's major activities in Fiscal Year (FY) 2023, i.e. the period from April 1, 2022 through March 31, 2023.

Sharswood/Blumberg

The Choice Neighborhoods Transformation Plan for Sharswood/Blumberg is the largest mixed-income, mixed-use redevelopment project underway in the City of Philadelphia. Funded in part by a \$30 million HUD Choice Neighborhoods Implementation grant, the Plan calls for the development of 1,203 units of mixed-income housing, including affordable rental and homeownership units.

A total of 457 housing units have been completed and an additional 745 are under construction or near closing in development phases undertaken by PHA or through development partnerships overseen by PHA. The redevelopment project has catalyzed the broader revitalization of the Sharswood neighborhood, including the development of the new \$52 million mixed-use (retail and housing) Sharswood Ridge complex, adjacent to PHA's headquarters. Sharswood Ridge's first major tenant, a fresh foods grocery outlet, opened its doors in FY 2023, the first supermarket to open in the neighborhood in over 50 years.

In addition to this housing and retail development, a new Youth and Family Center opened its doors within PHA's headquarters in October 2022. The Vaux Community Building has been substantially rehabilitated and is now home to PHA's Workforce Center, a Section 3 Resource Center, a neighborhood high school operated by Big Picture Schools, a CVS Pharmacy training facility, resident business incubator and other community services.

North Central/Norris

In FY 2023, the Choice Neighborhood Transformation Plan for North Central/Norris was successfully completed in collaboration with the City, resulting in extensive community improvements and construction of 272 rental, 30 homeownership units, and a community center. PHA is developing plans to build additional housing units on the former public housing site. PHA will continue to collaborate with the City on the final CNI grant close-out and serve as People Lead Partner, including overseeing endowment-funded service activities for Norris residents.

West Park Apartments

PHA is undertaking the complete redevelopment of West Park Apartments, an 11-acre, 327-unit Public Housing development. In FY 2023, PHA continued to plan for the redevelopment financing and design, finalized the overall \$450 million plan to develop 1,000 mixed-income units, selected development partners, and relocated current residents. The plan, which was developed in consultation with the community and approved by the PHA Board in January 2023, will include the substantial rehab of three (3) existing high-rise towers; new construction of a midrise building for seniors; and, development of low-rise apartment buildings and new family townhomes throughout the site and on an adjacent lot. The redeveloped West Park Apartments will include units targeted for households earning up to 60% of Area Median Income, including Public Housing replacement units, as well as market-rate units. Ground floor commercial spaces will be incorporated into the development plan along with extensive site reconfiguration, infrastructure improvements and a new gateway to Market Street. Subject to financing plan and other approvals, PHA projects that the first phase of construction will begin in late FY 2024.

Bartram Village/Kingsessing

PHA was awarded a Choice Neighborhoods Planning grant for Bartram Village and the surrounding Kingsessing neighborhood to support the development of a comprehensive transformation plan. In April 2020, HUD accepted the resultant Transformation Plan which envisions the development of 608 mixed income units, including 500 Public Housing replacement units and a series of innovative neighborhood improvements and supportive services activities. In FY 2023, PHA's planned redevelopment of the Bartram Village public housing development achieved a major milestone with PHFA's October 2022 award of 9% Low Income Housing Tax Credits for the first off-site construction phase. PHA anticipates that closing on the first phase will occur in FY 2024. Also in FY 2023, in partnership with the City, PHA submitted a \$50 million application to HUD for competitive Choice Neighborhoods Implementation grant funding. (HUD awarded the grant to PHA and the City in early FY 2024.)

Fairhill Apartments

PHA continued to plan for the complete redevelopment of the Fairhill Apartments public housing development in multiple on and off-site phases. The redevelopment plan calls for one-for-one replacement of the existing 264 housing units plus 100 additional units; reconfiguration of streets; demolition of low-rise buildings; rehabilitation of two tower buildings as senior housing; development of replacement family units on and off-site; and rehabilitation of a nearby community center. In FY 2023, PHA moved forward with plans to acquire approximately 100 off-site parcels. Subject to financing plan and other approvals, PHA projects that construction of the first phase will commence in FY 2024.

Rental Assistance Demonstration (RAD)

The RAD program allows PHA to leverage public, private and other capital sources through conversion of public housing subsidies to long-term project-based assistance. RAD is a critically important component of PHA's efforts to secure new capital resources necessary for the long-term preservation of PHA's existing multifamily public housing portfolio. RAD also supports PHA's efforts to transfer subsidies from distressed, vacant scattered site public housing units to newly developed affordable housing. As of the end of FY 2023, PHA has closed on 1,970 rental units at 30 developments sponsored by PHA and partner organizations that will serve veterans, seniors, formerly homeless families and other underserved, diverse populations while also helping to catalyze additional public and private sector investments into neighborhoods. To date, total development costs exceed \$685 million for RAD projects which have closed, including over \$303 million in private equity.

Harrison Plaza Senior Tower

The conversion of Harrison Senior Tower, which was completed in FY 2023, illustrates how RAD has enabled PHA to preserve aging housing stock by leveraging financial resources to renovate and improve the quality of life for its residents. As part of its overall asset repositioning strategy, PHA transformed the Tower, a 67-year old building in need of costly repairs, into a high-quality senior community which provides residents with unit and

community amenities to allow them to age comfortably, including grab bars and other life safety unit features and building amenities such as a community room with an outdoor patio and health screening room.

Public Housing Development

PHA is one of the few agencies nationwide to continue to develop public housing units in collaboration with well-qualified, primarily mission-driven housing partners. This activity allows PHA to tap into existing, but unused, public housing Annual Contributions Contract (ACC) authority to help spur the development of new affordable housing. In FY 2023, construction was completed on Rafael Porrata Doria Place, a 30-unit development designated for senior and disabled families. PHA is also collaborating with community partners on nine additional (9) new public housing developments, which were still under development as of the end of the fiscal year. A majority of these new developments will be converted to project-based assistance prior to occupancy under Faircloth-to-RAD or RAD transfer of assistance.

Citywide Development

Over the course of the fiscal year, PHA provided long-term subsidy to over 4,450 housing units at 160 developments throughout the city through the Unit Based Voucher (UBV) program. Development sponsors include dozens of mission-driven and other organizations, including Liberty Resources, Project HOME, New Courtland, HACE, Nueva Esperanza, Women's Community Revitalization Project, Mission First Housing Group, HELP USA, Methodist Family Services, and others. In FY 2023, PHA entered into Agreements and/or Housing Assistance Payments Contracts for 146 new units at two (2) developments, both RAD conversions under the UBV program. UBV is increasingly a major catalyst for new affordable development in Philadelphia, as it provides long-term operating supports necessary to ensure that rents are affordable to households with incomes at or below 50% of Area Median Income.

During FY 2023, planning continued for collaborative partnerships with private and nonprofit affordable housing developers to safeguard long-term affordable housing development in targeted areas of Philadelphia by transferring vacant properties for redevelopment. A 20-year restrictive covenant will ensure that the properties will be redeveloped as long-term affordable housing.

Leased Housing

In FY 2023, PHA provided rental subsidies to over 20,000 low-income households consisting of families with children, seniors and people with disabilities through its local Leased Housing Programs. Households served through the UBV program are included in this total.

PHA continued to develop and implement initiatives to streamline leasing and inspections, increase owner participation, and improve customer service including providing financial incentives to owners to encourage leasing of new HCV units and to retain owners currently participating in the HCV program who lease units in opportunity neighborhoods.

Affordable Homeownership

PHA operates a broad array of first-time affordable homeownership initiatives designed to expand housing choice and increase the number of first-time, low-income homebuyers. Through these initiatives, a total of 46 public housing and HCV families became new homeowners in FY 2023. To further equitable development efforts and increase affordable homeownership opportunities for PHA families, PHA expanded its partnership with Jumpstart Philly to support local aspiring developers and renovate vacant and distressed scattered site units for affordable homeownership. In FY 2023, developers completed renovations on the first 10 scattered site units, which were sold to qualifying low-income families. PHA began preparations for the second cohort of 20 scattered site units, conveying these units to the partnership for renovation.

Resident Supportive Service Programs

PHA funds and other partner-leveraged funds were leveraged to support extensive workforce development, adult and youth education, financial literacy, senior service, health care and other programs and services to meet the needs of PHA residents. PHA works directly with residents through the Resident Programs and Partnerships (RPP) Division and their Workforce Center, Section 3 Resource Center and Job Bank, and the Youth and Family Center, which opened its doors in FY 2023. PHA also continued to collaborate with a network of partners, who have demonstrated a long-standing commitment to serving PHA's residents.

Re-Entry Initiatives

PHA continued implementation of the Second Chance program, which provides supportive services and housing subsidies to formerly incarcerated returning citizens that are active participants in good standing with the Eastern District Federal Court Supervision to Aid Reentry (STAR) Program and Mayor's Office of Reintegration Services (RISE) Program. The program grew in FY 2023, with 13 participants receiving housing, counseling, education, job training and placement services. Through this partnership, Second Chance helps to prevent homelessness and, hopefully, interrupt the cycle of recidivism.

Blueprint to End Homelessness Initiative

PHA continued to provide housing opportunities for homeless individuals and other hard to serve special populations, building on and enhancing the ongoing collaboration between the City and PHA to reduce homelessness through the "Blueprint to End Homelessness" initiative. See also Emergency Housing Voucher summary below.

Sponsor Based Shared Housing Pilot

In FY 2023, PHA provided housing opportunities to 73 individuals in 41 units through partnerships with the City, which serves homeless and other hard to serve populations, and the Community College of Philadelphia (CCP), which serves low-income, at-risk CCP students.

Voucher Holder Mobility

PHA started a Housing Opportunity Program (HOP) in August 2013 to assist voucher holders in locating units and prospective property owners in opportunity neighborhoods within and outside of Philadelphia. The program provides participants with a broad range of supportive services, housing counseling, and other support for their successful transition to higher opportunity neighborhoods. Through the HOP program, PHA also works with new and potential owners whose units are located in opportunity neighborhoods. As a result, 11 families successfully leased up in high-opportunity neighborhoods through support from the HOP program in FY 2023. PHA also continued to provide owner incentives intended to encourage owners to lease their units in opportunity neighborhoods to HCV participants in order to increase the supply of units available to voucher holders.

Small Area Fair Market Rents

PHA utilizes Small Area Fair Market Rents (SAFMRs) to establish payment standards for the HCV tenant-based program, which allows PHA to establish multiple HCV payment subsidy standards at the zip code level, instead of utilizing single payment standards for the entire City. Adoption of SAFMRs is projected, over time, to assist HCV program participants to move from areas with high concentrations of poverty to higher opportunity areas that have better access to jobs, education, and other services.

Veterans Administration Supportive Housing

PHA continued its partnership with the Department of Veteran's Affairs (VA) to serve veterans, through the Veterans Administration Supportive Housing Program (VASH) program. The program provides rental assistance for homeless veterans through HUD funding and offers case management and clinical services through the VA. Receipt of an additional allocation of VASH vouchers allowed PHA to serve 688 veterans in FY 2023.

Mainstream Vouchers

In FY 2023, PHA provided housing assistance to 394 non-elderly persons with disabilities with Mainstream vouchers. PHA continued its partnerships with the City of Philadelphia Office of Homeless Services and Liberty Resources to provide case management and support for Mainstream voucher holders.

Foster Youth to Independence Vouchers

PHA worked in collaboration with the Philadelphia Department of Human Services to administer Foster Youth to Independence vouchers which HUD initially allocated to PHA in FY 2022. As of the end of FY 2023, PHA was providing housing assistance to 59 individuals under the age of 25 who were homeless or at-risk of homelessness and who have a history of involvement in the child welfare system.

Emergency Housing Vouchers

PHA continued to provide housing assistance to families experiencing or at-risk of homelessness, including those fleeing domestic violence, through the Emergency Housing Voucher (EHV) program. PHA partners with the Philadelphia Office of Homeless Services for the Philadelphia Continuum of Care (CoC), which has committed to providing applicant referrals, housing search and other services to EHV voucher holders. As of the end of FY 2023, PHA was serving 562 families through the EHV program.

Jobs Plus at Wilson Park

PHA completed its first year of implementing the Jobs Plus program at Wilson Park in FY 2023. To date, PHA has assisted 190 residents, providing post-assessment services to 151 of these residents and enrolling 143 in the Jobs Plus Earned Income Disregard rent incentive.

Actions taken to encourage public housing residents to become more involved in management and participate in homeownership

PHA continued to actively support resident engagement in all facets of PHA operations including, but not limited to, helping to shape management strategies and homeownership programs and policies. Elected resident leaders who represent PHA residents continued to meet regularly with PHA staff virtually or in person to review and discuss planned initiatives, identify and resolve issues, and explore new opportunities for collaboration. In addition to the presence of two resident leaders who sit on PHA's Board of Commissioners, resident leaders held meetings in advance of every PHA Board meeting to review and discuss proposed Board actions. Resident leaders also met on a generally monthly timetable with PHA staff for "Resident Roundtable" discussions and presentations. PHA supports meaningful engagement with PHA residents by expanding opportunities to solicit feedback, listen to, and have constructive dialogues at the early stages of planned initiatives in order to improve the flow of information, share ideas, and provide greater opportunity for input before plans are solidified.

As noted above, PHA continued its comprehensive set of programs to provide residents with homeownership opportunities which resulted in 46 public housing residents and HCV participants becoming new homeowners over the past year. On an ongoing basis, PHA's Homeownership Division sponsors first-time homebuyer workshops where residents learned about financial planning, credit review and repair, affordability, mortgage pre-qualification, and identifying real estate agents and home inspection companies. PHA also continued its working partnerships with financial institutions, housing counseling agencies and realtors. Finally, PHA incorporates affordable homeownership into its major redevelopment programs wherever feasible, including the Sharswood/Blumberg and North Central/Norris and Bartram Village initiatives discussed above.

Actions taken to provide assistance to troubled PHAs

Not applicable. PHA is not a troubled agency.

CR-35 - Other Actions 91.220(j)-(k); 91.320(i)-(j)

Actions taken to remove or ameliorate the negative effects of public policies that serve as barriers to affordable housing such as land use controls, tax policies affecting land, zoning ordinances, building codes, fees and charges, growth limitations, and policies affecting the return on residential investment. 91.220 (j); 91.320 (i)

As described in section SP-55 of the *2022-2026 Consolidated Plan*, Philadelphia's City Council and administration are committed to addressing affordable housing challenges. Local policies such as tax policy affecting land and other property, land use controls, zoning ordinances, building codes, fees and charges are consistently assessed for their impact on affordable housing. No existing local policies were identified as having a significant negative impact on affordable housing. Therefore, there were no actions taken to remove or ameliorate the negative effects of public policies.

However, the City has taken action to pursue and continue policies and programs to address other barriers to affordable housing, including:

- In fiscal year 2023, City Council passed an ordinance (Bill No. 220655) authorizing DHCD to continue the Eviction Diversion Program and requiring landlords to participate in the program before filing for eviction in court. This requirement, along with tools such as housing counseling, mediation, and financial assistance offered through the program help to ameliorate some barriers to affordable housing that tenants face.
- In fiscal year 2023, City Council passed an ordinance (Bill No. 221018) requiring DHCD to establish a public directory of privately owned, City-, state-, and federally- assisted affordable rental housing for low-and moderate- income households. This directory may be used for analysis, including estimates of which Affordable Housing Properties are at greatest risk of expiration or nonrenewal based on various factors.
- Programs helped Philadelphia households gain housing stability; for example, the Tangled Title program helped homeowners establish title to their homes in order to qualify for other programs or assistance, and the PHL Housing+ program enrolled 300 renter households from the PHA Housing Choice Voucher and public housing waitlist to receive direct cash payments monthly for 2.5 years.

Actions taken to reduce lead-based paint hazards. 91.220(k); 91.320(j)

Actions taken to address obstacles to meeting underserved needs. 91.220(k); 91.320(j)

The challenges facing Philadelphia's underserved residents are in large part educational and economic. Section AP-85 of the 2022-2023 Annual Action Plan listed several actions planned to address obstacles to meeting underserved needs:

- Support small business creation and growth on neighborhood commercial corridors
- Fund job training and educational support for young high school dropouts
- Increase resident participation in programs such as the Earned Income Tax Credit
- Implement Community Schools and expand access to Pre-K

- Invest in neighborhood amenities such as parks, libraries and recreation centers
- Ensure that language barriers do not prevent residents from accessing programs that increase economic opportunity

The City has continued or created programs to address these obstacles in FY 23. The programs are targeted toward promoting economic development, creating job opportunities, and stabilizing neighborhoods.

- Commerce Department programs like the Storefront Improvement Program, the Targeted Corridor Revitalization Program, and Neighborhood Economic Development Grants helped retail corridors combat blight, strengthen neighborhoods and provide needed employment opportunities. Together, these programs supported over 60 businesses serving almost 700,000 Philadelphians.
- YouthBuild provided 180 income-eligible high school dropouts with education and job-readiness training.
- The Campaign for Working Families assisted 1000 Philadelphians in accessing the Earned Income Tax Credit.
- The Community Schools initiative, operating in 20 schools, employed coordinators to work with the entire school community—students, parents, teachers, administrators, service providers, and neighbors—to identify the community’s most pressing needs and work with service providers and City agencies to bring targeted resources directly to the school.
- Rebuild Philadelphia continued investing in community spaces like neighborhood parks, recreation centers, and libraries and completed five projects in fiscal year 2023.
- The Business Technical Assistance Program provided support to small businesses in business skills training, lending, English language assistance, and legal aid.

Actions taken to reduce the number of poverty-level families. 91.220(k); 91.320(j)

According to U.S. Census data, in 2021, close to 350,000 Philadelphians had incomes below the federal poverty line, which in 2021 was \$26,500 for a family of four. Approximately 34 percent of those living below poverty in Philadelphia are children under the age of 18. At 22.8 percent, Philadelphia’s poverty rate remains the highest among the nation’s ten largest cities. While Philadelphia has the distinction of being the nation’s “poorest large city”, the percentage of the population living below poverty has trended downward in recent years, falling by 12 percent between 2016 and 2021.

To address the problem of high and persistent poverty, the City of Philadelphia is implementing a multipronged approach that will assist families in getting their basic needs met, connect working age adults to emerging opportunities in the local economy, and prepare children and youth with the knowledge and skills required for a stable financial future. Under the leadership of Mayor Kenney, Philadelphia is undertaking a comprehensive strategy to reduce the number of poverty-level families and individuals. Philadelphia’s cross-departmental approach to address poverty includes participation by the Mayor’s Office of Education, the Division of Housing and Community Development, the Office of Children and Families, the Office of Community Empowerment and Opportunity (CEO), the Office of Transportation, Infrastructure and Sustainability, the Mayor’s Policy Office and other City departments.

Education

Catto Scholarship: In early 2020, Mayor Kenney proposed a new investment in the Community College of Philadelphia (CCP) called the Octavius Catto Scholarship. The Catto Scholarship combines last-dollar tuition with a financial aid award of up to \$1,500 per semester, per student of basic needs supports, such as food, books, and transportation, for all eligible community college students. The program model responds to research that shows the cost of tuition is only part of the barrier to postsecondary education. Because the costs of basic living incurred by students while attending college can deter credential completion, the City of Philadelphia designed a scholarship that would help students with more than just tuition.

Since its start in FY21, over 1,400 Catto Scholars have received tuition-free enrollment through the program, including 880 new students recruited in FY 2023. Over the next five years, the City projects that \$58.5 million will be invested in the Catto Scholarship to support approximately 5,000 first time CCP students with a path to a living wage job.

PHLpreK: Access to high quality early learning is one of the most effective strategies for interrupting the transfer of poverty across generations. The PHLpreK program was launched in 2017 with the goal of expanding the number of quality pre-K seats in every section of the city. Since then, more than 13,000 students have received free, quality pre-K through the program. In the 2022-23 school year, the program partnered with 180 sites across the city to serve more than 4,800 children. For the 2023-24 school year, PHLpreK will allocate 5,250 seats at 225 different sites. Ninety-five percent of all PHLpreK sites are rated as STAR 3 or 4 (high quality).

Community Schools: The Community Schools initiative is designed to transform public school facilities into community service hubs that can address the needs of the whole family. Twenty public schools have been designated as Community Schools since the program launch in 2017, serving close to 13,000 students. In each Community School, a Community School Coordinator supports strategic partnerships and programs that promote wellness, stability, and learning opportunities for students, families, and neighbors. In the past fiscal year, Community Schools partnered with Philabundance to distribute over 375,000 pounds of food to children and families. In FY23, Community School Coordinators worked with over 440 organizations to provide direct services such as attendance support, case management, nutritional support and material assistance to families in need. In FY23, Community Schools also distributed over 84,000 supplies and resources to children and families through Coordinator-led and Coordinator-supported events and resource distributions to address families' specific needs, and organized 1,083 partner coordination meetings, School Advisory Council meetings, and community events.

College and Career Readiness: Promise Corps, a program of CEO's Youth Strategies Initiatives, provides teams of AmeriCorps College and Career Coaches (CCC) who offer services in four high schools in West Philadelphia (West Philadelphia High School, Sayre, High School of the Future and Paul Robeson High School). Each CCC provides students in the tenth, eleventh, and twelfth grades with coaching and advising sessions focused on creating and achieving a plan for their post-secondary life. During the 2022-2023 school year, the program focused primarily on the graduating senior class to alleviate pressures of recent changes in state graduation policies on the school communities served. Promise Corps CCC's enrolled 192 students at participating schools, providing 1,218 individual coaching sessions with students. A total of 518 students across all grades received program services, including 232 seniors. One

hundred percent of the program seniors successfully graduated from high school in 2023, and 100 percent of the post-secondary smart goals set were accomplished enroute to continuing higher education or joining the workforce.

Low-Barrier Employment Opportunities:

In FY 2023, the City's Department of Commerce launched the Fair Chance Hiring Initiative (FCHI) to increase employment opportunities for returning citizens. The program offers incentives in the form of wage reimbursements and employment retention grants to employers who hire program participants for open positions. FCHI targets small- and medium-sized businesses that generate less than \$5 million in annual revenue. Employers must agree to compensate program participants at a minimum of \$12.20 per hour for at least 21 work hours per week. Eligible applicants for the program are Philadelphia residents (prior to and after incarceration) who were released from incarceration within the past seven years.

Income Support and Emergency Assistance

BenePhilly and Financial Empowerment Centers: Philadelphia's BenePhilly program, operated by the Office of Community Empowerment and Opportunity (CEO) in partnership with Benefits Data Trust, helps families to bolster and stabilize their household resources by providing streamlined eligibility screening and application assistance for more than 24 public benefits programs, including TANF, SNAP, LIHEAP and Medicaid. In FY2023 the BenePhilly Centers and hotline provided assistance for 5,997 applications, leading to approximately 1,000 confirmed enrollments to date. CEO also partners with Clarifi to operate seven Financial Empowerment Centers, which offer free one-on-one financial counseling. Since launching in 2013, the FECs have completed 35,417 sessions for 15,842 unique individuals, and helped participants reduce their debt by \$20.7 million and increase their savings by \$4 million. In FY2023, 1,385 individuals received 1-on-1 financial counseling, 82 increased savings, and 109 decreased debt.

Helping Eligible Households Claim Tax Benefits: The Earned Income Tax Credit (EITC) has long been regarded as one of the most effective anti-poverty programs in the nation. CEO and the Mayor's Policy Office partnered with Campaign for Working Families and Ceiba to help more eligible Philadelphians claim both the EITC and the Child Tax Credit (CTC). In 2022, these and other partners filed 12,500 tax returns generating \$31.2 million in tax refunds for Philadelphia residents.

Philadelphia Poverty Action Fund: The Family Stability Challenge is an initiative of The Promise (Philadelphia Poverty Action Fund) – a public-private partnership made up of the City of Philadelphia, the United Way and non-profit stakeholders that is working together to identify and implement evidence-based anti-poverty strategies. The Family Stability Challenge launched in 2021 to support programs that increase and stabilize household income through higher participation in existing programs such as the Earned Income Tax Credit and public benefits programs. Through the Family Stability Challenge, four coalitions representing 32 organizations helped families across the city secure an estimated \$52 million in combined tax refunds and public benefits, and approximately 58,900 new program benefits and services were delivered to Philadelphia residents.

Utility Assistance: Water debt is a major problem, especially for Philadelphia residents living below poverty. As of May 2022, 70,250 accounts in Philadelphia had delinquent balances, with the median

delinquent balance amounting to \$395. To help increase participation in Low-Income Household Water Assistance Program (LIHWAP), CEO partnered with the Mayor's Policy Office (MPO) and the Philadelphia Water Department (PWD) to conduct a large-scale text messaging outreach campaign using methods informed by behavioral science. By the end of 2022, approximately 7,600 account holders in Philadelphia applied for LIHWAP, receiving more than \$13.6 million in grant assistance. Most applicants (with eligible balances below the \$5,000 limit) were able to pay off their debt in full. By testing variations in message content, the pilot also provided evidence on strategies for effective outreach through text messaging that can be used for future campaigns.

Housing

Targeted Financial Assistance (TFA): in FY 23, the Eviction Diversion Program launched a new tool to help stop an eviction filing. Targeted Financial Assistance is a one-time payment from the City to a landlord to cover a tenant's rent arrears. The award is equal to the total amount of arrears plus two months' rent, and parties must reach an agreement to resolve other issues before the payment is made. The program helps to keep tenants in their homes and landlords, many of whom can be considered small business owners, whole.

PHL Housing+: Launched in FY 23, PHLHousing+ is the City of Philadelphia and PHDC's guaranteed income pilot program. Three hundred renter households were selected from Philadelphia Housing Authority's Housing Choice Voucher and public housing waitlist to receive a direct cash payment on a prepaid debit card every month for 2.5 years to cover a portion of the household's housing costs. The monthly payment amount is calculated to close the gap between the housing costs they can afford – generally 30% of the household's income – and their actual housing costs. This means monthly payment amounts will differ across households. The funds are unconditional and unrestricted. This provides a more flexible resource for participants to make their own decisions to meet their family's needs.

Shallow Rent Program: In 2019 PHDC launched the Shallow Rent program to provide rent assistance for tenants living in affordable housing projects who are rent burdened (i.e., spending more than 30% of their income on rent). Owners and/or property managers of affordable housing properties with income-restricted rental units that were built or substantially renovated with federal, state, or local subsidies are eligible for this program. The program is designed to provide monthly rent vouchers not to exceed \$500 a month (Shallow Rent Vouchers) to tenants who are leasing units in the City of Philadelphia at rent levels that exceed 30% of their gross income.

Actions taken to develop institutional structure. 91.220(k); 91.320(j)

Although the City did not identify any gaps in the institutional structure in its 2022-2026 Consolidated Plan, the City has taken steps to develop its institutional structure when needed. For example, at then end of FY 23 the management and operations of the Philadelphia Eviction Prevention Project (PEPP) began to transfer from the Managing Director's Office to the Division of Housing and Community Development. This institutional change consolidates eviction prevention programs under one umbrella and ensures that their operations are consistent and coordinated with the operations of other housing and community development programs.

HUD's 2022 allocation of Community Development Block Grant (CDBG-DR) funding for recovery from Hurricane Ida to the City also led to a development in institutional structure. A new unit was created within the City's Budget Office to help coordinate grant-related activities. The CDBG-DR unit is uniquely positioned to convene stakeholders to discuss recovery efforts in housing, economic revitalization, infrastructure improvements, and mitigation measures while working closely with DHCD on administering the grant.

Actions taken to enhance coordination between public and private housing and social service agencies. 91.220(k); 91.320(j)

The Philadelphia agencies – both public and private – that develop, fund and implement the City's Consolidated Plan and the housing and community development programs in it have a long history of collaboration. Within the City, DHCD, Office of Homeless Services and the Commerce Department lead the City's efforts, in consultation with and with support from the Mayor's Office of Community Empowerment and Opportunity (CEO), the Philadelphia City Planning Commission, the Philadelphia Historical Commission and the Philadelphia Land Bank. Many of the procedural steps necessary to complete a development require coordination between City agencies related to planning and development, and having those agencies located under one institutional structure has enhanced that coordination. The lead agencies coordinate with state-level agencies – the Department of Community and Economic Development, the Pennsylvania Housing Finance Agency, the Philadelphia Housing Authority (PHA), and the Philadelphia Redevelopment Authority (PRA). Working with the lead City agencies in the local nonprofit sector are PHDC, community development corporations, neighborhood advisory committees, housing counseling agencies, social service agencies, the Local Initiatives Support Corporation and the Community Design Collaborative. Private developers, banks, architects, engineers, contractors, landlords and others support the provision of affordable housing in Philadelphia.

The success of the coordination between these entities is evidenced by community development corporations leveraging DHCD funding to attract private capital through PHFA tax credits; housing counselors partnering with the legal community to save homes from foreclosure; the City's Point in Time count conducted by volunteers from the public, nonprofit and private sectors; linkages between vacant land management and reintegrating citizens returning from prison into the community and the work force; and private nonprofits coordinating home repairs with the PHDC. The City leads the processes that result in these collaborative efforts through ongoing structured processes such as the development of the Consolidated Plan, the Continuum of Care, the HIV Housing Planning Committee and other standing committees, and through the willingness to explore and pilot new collaborations such as in the home repair and vacant land/returning citizen initiatives.

All health and human services departments under one umbrella is supporting a service delivery system for which we hold shared responsibility, by aligning the City's various initiatives to improve the lives of Philadelphia's most vulnerable citizens. Homeless Services is supported in its work not only by the City's housing entities, primarily the DHCD and PHA, but by the Mayor's Health and Human Services Cabinet, which includes the Department of Behavioral Health and Intellectual disAbility Services (DBHIDS), the Department of Human Services (DHS), the Department of Public Health (DPH), and the Mayor's Office of Community Empowerment and Opportunity (CEO). Many Philadelphians experiencing homelessness are

not able to access the level and type of support needed through the mainstream workforce development system. Homeless Services collaborates with CEO to develop strategy to increase job opportunities and training for those with the greatest barriers to employment and create new career pathways toward family sustaining jobs.

Identify actions taken to overcome the effects of any impediments identified in the jurisdictions analysis of impediments to fair housing choice. 91.520(a)

In December 2018, the City, in partnership with a broad group of organizational, governmental and resident stakeholders, produced its first housing action plan called “Housing for Equity.” The recommendations included in the plan align with other comprehensive plans including the Office of Homeless Services’ five-year strategic plan, Roadmap to Homes, also its first year of implementation; City Planning Commission’s Philadelphia2035 plan; The Philadelphia Land Bank Annual Strategic plan; and The City-PHA Assessment of Fair Housing (AFH). The plan calls for producing or preserving 100,000 units over a ten-year period across all income levels. A total of 31,600 units are targeted for residents at 30-80% AMI and a goal of 2,500 new units of permanent supportive housing to address homelessness.

The City’s progress toward the Housing Action Plan goals is documented through bi-annual updates to the HAP Dashboard on the City’s website. The HAP Dashboard increases transparency by clearly showing how many households were served through each program, as well as the demographic and socio-economic makeup of those households. This effort to promote transparency and accountability is an important part of the City’s progress toward affirmatively furthering fair housing.

In FY 2023, the City began an update to its 2016 Assessment of Fair Housing, which included a fair housing analysis. Impediments to fair housing continue to be identified and addressed. Actions taken to overcome the effects of impediments to fair housing include:

- **Housing Preservation and Development:** The City continued to provide priority points in RFPs for: units exceeding homeless and accessible set aside requirements; projects located in high opportunity and at risk for displacement areas; and projects serving families.
- **The Accelerator Fund:** The Philadelphia Accelerator Fund is a nonprofit loan fund created in 2019 to invest in affordable housing and equitable neighborhoods for Philadelphia. PAF provides flexible financing for affordable housing and works to increase access to capital for historically disadvantaged groups, with a focus on Black and Brown developers. PAF’s products and services are designed to be flexible and impactful. They can be used for a variety of project types, including mixed-use and mixed income. PAF strives to do things differently: reviewing projects based on their social impact, focusing on reversing traditional capital access barriers, and providing support services to help developers and projects get the capital they need.
- **The Philadelphia Eviction Prevention Project (PEPP):** PEPP offers legal representation and other support services to low-income tenants facing eviction. The program is managed by Community Legal Services, which coordinates a team of legal services organizations and non-profit agencies to deliver services, including Senior Law Center, Legal Clinic for the Disabled, TURN, Philadelphia Legal Assistance and Clarifi. Right to Counsel guarantees free legal representation to eligible low-income tenants with an annual gross income at or below 200% Federal Poverty Level. This includes tenants facing eviction, PHA housing subsidy termination, or other lease or tenancy termination

proceedings. City Council passed legislation guaranteeing this right in November 2019. The City enacted regulations regarding Right to Counsel in December 2021.

CR-40 - Monitoring 91.220 and 91.230

Describe the standards and procedures used to monitor activities carried out in furtherance of the plan and used to ensure long-term compliance with requirements of the programs involved, including minority business outreach and the comprehensive planning requirements

The City, through DHCD's Compliance Department, obtained up-front commitments of Equal Opportunity Plans from developers and general contractors for housing projects under the Philadelphia Housing Development Corporation (PHDC). DHCD's Compliance Department monitors these plans during the term of the contracts, and developers and general contractors are evaluated based on their past performance in meeting those planned goals. The City's minority (MBE), woman (WBE), and disabled-owned (DSBE) businesses (M/W/DSBE) program is established under Chapter 17-1000 of the Philadelphia Code and the Mayor's Executive Order 3-12. Participation goals of 18 percent, 7 percent, and 2 percent, respectively, were established by a previous Disparity Study for MBE, WBE and DSBE businesses for construction contracts and similar percentage goals for professional services and supply contracts.

During Year 48, DHCD's Monitoring Plan was comprised of a total of sixteen (16) subrecipient and delegate agencies to be reviewed. In June 2023, DHCD hired two (2) Housing & Community Development Analysts to perform monitoring duties in DHCD's Monitoring Department. However, due to staffing shortages prior to their hiring, the FY48 monitoring review period was extended to December 31, 2023. DHCD's Monitoring and Audit Division carried out the monitoring of six (6) subrecipient and delegate agencies. As aforementioned, the remaining subrecipient and delegate agency reviews are scheduled to be complete by December 31, 2023. The monitoring of DHCD funded major delegate agencies and subrecipients is the ongoing responsibility of the Monitoring and Audit Division, consistent with the City's Uniform Program Management System (UPMS).

DHCD's Audit Division performs financial management reviews prior to contracting with new agencies and reviews annual audit reports, tax documents, and related matters for agencies under contract to DHCD. Each agency, nonprofit corporation or other group, that receives funds through DHCD must be certified for sound fiscal management and recordkeeping under DHCD's Uniform Program Management System (UPMS). Certification under UPMS is required prior to contracting with any organization.

DHCD's Contract Administration Division administers and monitors the activities of all delegate and subrecipient contracts on an ongoing basis. As invoices from delegates and subrecipients are received, production numbers are reviewed, and if those numbers are low, DHCD follows up with the agency. Site reviews are performed if an agency is experiencing on-going contract compliance issues. DHCD also monitors the progress of its housing production efforts via quarterly production meetings.

Citizen Participation Plan 91.105(d); 91.115(d)

Describe the efforts to provide citizens with reasonable notice and an opportunity to comment on performance reports.

DHCD publishes annually a Consolidated Annual Performance and Evaluation Report (CAPER) and makes a draft of the report available for citizen review and comment. The contents of the draft CAPER are briefly summarized and its availability advertised in a newspaper of general circulation, as required by regulation. Copies of the CAPER are made available to citizens on the DHCD website, at selected public libraries and a reasonable number of copies are available for free directly from DHCD. In addition to the newspaper ad, the availability of the CAPER is publicized on the DHCD website, via an e-mail to DHCD's electronic mailing list and through social media. DHCD provides a period of public comment of not less than 15 calendar days following the publication of the draft CAPER. DHCD considers any comments received in writing or orally in preparing the CAPER. If comments are received, a summary of comments received may be attached to the CAPER.

The City's FY 2023 CAPER will be available for public comment from September 12th through September 27th, 2023. The CAPER and public comment period were advertised in the Philadelphia Daily News. The draft CAPER was posted on DHCD's website, in public libraries, and at DHCD's reception desk.

The following IDIS reports are made available upon request and for public inspection at DHCD's reception desk during open office hours.

- Report PR03 – CDBG and CDBG-R Funding Activity Summary
- Report PR06 – Summary of Consolidated Plan Projects for Report Year
- Report PR23 – Summary of Accomplishments
- Report PR26 – CDBG Financial Summary
- Report PR80 – HOPWA Measuring Housing Stability Outcomes
- Report PR83 – CDBG Performance Measures Section 3

Note that "Report PR84 – CDBG Strategy Area, CDFI, and Local Target Area" does not apply to the City of Philadelphia and thus is not available for public inspection.

CR-45 - CDBG 91.520(c)

Specify the nature of, and reasons for, any changes in the jurisdiction's program objectives and indications of how the jurisdiction would change its programs as a result of its experiences.

The City did not make any changes in its CDBG program objectives.

The City did not make any changes in its CDBG-CV program objectives from the previous reporting year.

Does this Jurisdiction have any open Brownfields Economic Development Initiative (BEDI) grants?

No

[BEDI grantees] Describe accomplishments and program outcomes during the last year.

CR-50 - HOME 91.520(d)

Include the results of on-site inspections of affordable rental housing assisted under the program to determine compliance with housing codes and other applicable regulations

Please list those projects that should have been inspected on-site this program year based upon the schedule in §92.504(d). Indicate which of these were inspected and a summary of issues that were detected during the inspection. For those that were not inspected, please indicate the reason and how you will remedy the situation.

The City conducts on-site inspections of affordable rental housing to determine compliance with the regulations in several ways: by inspecting rental units receiving rental assistance prior to the approval of rental assistance vouchers; by inspecting newly constructed or rehabilitated units prior to initial lease up; and by including rental developments previously assisted through its annual monitoring plan. In addition, the Philadelphia Redevelopment Authority works closely with the Pennsylvania Housing Finance Agency to inspect rental developments that received HOME funds for compliance. Any units that are found to be deficient are required to be brought into compliance and are re-inspected to ensure that the appropriate repairs have been made before occupancy or for continued occupancy.

A list of projects inspected and the outcome of inspections is in the table below.

	Project Name	Project Address	PASSED/FAILED
1	Pilgrim Gardens	7040-52 Rising Sun Ave	Passed
2	Nugent Senior Center	101 W. Johnson St	Passed
3	Paseo Verde North	9th & Berks	Passed
4	Mt Tabor Cyber Village	973 N. 7th St	Passed
5	Centennial Village	51xx/52xx Parkside scattered sites	Passed
6	Maguire	1920 E Orleans Street	Passed
7	Anthony Wayne I	1701 S. 28th St	Passed
8	Community House	5501 N. 11th St	Passed
9	Gaudenzia Thompson St	1815& 1819 W Thompson	Passed
10	Wynnefield Place	1717 N 54th St	Passed
11	Susquehanna Square	1601 Diamond, 2137-61 N. 15th St & 2116-24 N. 16th	Passed
12	Tioga Arms	1838-30 W. Tioga St	Passed
13	Reed Street Presbyterian	1401 S. 16th St	Passed
14	Rudolph Mercy Douglass	3827-33 Powelton Ave	Passed
15	Universal Court II	Scattered Sites	Passed
16	Universal Court	Scattered Sites	Passed
17	Nicole Hines	417 W. Wister Ave	Passed
18	Vernon House	3226 Clifford Street	Passed
19	Dauphin Arms	2230 N. 13th St	Passed
20	Sharswood II	Nassau, 21st, Harlan, 22nd	Passed
21	Coral Street Arts	2446 Coral St	Passed

22	Susquehanna Village	1423 W. Susquehanna Ave	Passed
23	Evelyn Sanders I	Indiana, Percy, Hutchinson	Passed
24	Francis House	4460 Fairmount Ave	Passed
25	Paschall Senior Housing	2125 S. 70th	Passed
26	GALA	2022-34 Haines & 6845-49 Limekiln	Passed
27	Shelton Court	6433 N. Broad Street	Passed
28	HELP III USA	6250 Eastwick Ave	Passed

Inspected Projects Table

Provide an assessment of the jurisdiction's affirmative marketing actions for HOME units. 92.351(b)

Constructed or rehabilitated units using federal HOME funds are sold or rented according to an approved marketing plan that must be approved by DHCD or the Philadelphia Redevelopment Authority.

Marketing plans describe affirmative advertising or other marketing efforts, describe the selection process for buyers or renters and ensure equal opportunity in the availability of HOME-funded units. In addition, neighborhood-based community organizations, funded through CDBG as Neighborhood Advisory Committees, make information available about DHCD programs and available housing throughout low- and moderate-income areas of the City. The City's affirmative marketing requirements resulted in all of the households that moved into DHCD-funded homes in FY 2022 for which DHCD has data meeting Section 215 requirements and being below 80 percent of Area Median Income. DHCD also maintains NewsOnTap.org, a website that ensures that persons with disabilities are aware of available, accessible housing units in developments that received DHCD support.

Refer to IDIS reports to describe the amount and use of program income for projects, including the number of projects and owner and tenant characteristics

The City did not utilize program income in the development of HOME-assisted development projects in FY 2023.

Describe other actions taken to foster and maintain affordable housing. 91.220(k) (STATES ONLY: Including the coordination of LIHTC with the development of affordable housing). 91.320(j)

To foster and maintain existing housing that is affordable to low-income Philadelphians, the City funds a series of home improvement programs: Basic Systems Repair Program; Adaptive Modifications Program; and Heater Hotline. DHCD supports other programs to help low-income households maintain their homes, including programs to resolve tangled title issues, to support low-interest home improvement loans and to take full advantage of the Earned Income Tax Credit. The City also supports Neighborhood Energy Centers to increase the affordability of housing by reducing energy costs and the Utility Emergency Services Fund to ensure that Philadelphians are not made homeless due to utility emergencies. DHCD has long supported housing counseling to prevent foreclosure, to prepare potential low- and moderate-income homeowners for homeownership and to address the specialized affordable

housing needs of tenants, people with disabilities and senior citizens. In addition, the City continued the Eviction Diversion Program into its third year.

In addition to continuing existing programs, the following programs were launched in FY 2023 to help foster and maintain affordable housing:

- The Rental Improvement Fund (RIF) offers a suite of loan products to small landlords to repair their rental properties. Loans are eligible for full forgiveness or a preferable 0% interest rate if landlords meet program affordability requirements during the loan term.
- DHCD issued an RFP for affordable rental and special needs housing. A total of 7 city-supported affordable rental housing developments received a LIHTC.

CR-55 - HOPWA 91.520(e)

Identify the number of individuals assisted and the types of assistance provided

Table for report on the one-year goals for the number of households provided housing through the use of HOPWA activities for: short-term rent, mortgage, and utility assistance payments to prevent homelessness of the individual or family; tenant-based rental assistance; and units provided in housing facilities developed, leased, or operated with HOPWA funds.

Number of Households Served Through:	One-year Goal	Actual
Short-term rent, mortgage, and utility assistance to prevent homelessness of the individual or family	30	132
Tenant-based rental assistance	675	601
Units provided in permanent housing facilities developed, leased, or operated with HOPWA funds	20	12
Units provided in transitional short-term housing facilities developed, leased, or operated with HOPWA funds	0	47

Table 14 – HOPWA Number of Households Served

Narrative

The following are the significant accomplishments in the program year for 7/1/2022-6/30/2023 for the HOPWA Entitlement Program and HOPWA-CV Program:

- 601 people and their families supported in Tenant Based Rental Assistance (TBRA).
- 12 people were supported in housing through a master lease program component
- 132 people assisted with Short Term Rent, Mortgage or Utility Assistance.
- 265 people received assistance with security deposits.

In summary, 822 people with HIV/AIDS received services under the HOPWA Program to assist them with housing instability in the Philadelphia and surrounding counties.

CR-58 – Section 3

Identify the number of individuals assisted and the types of assistance provided

Total Labor Hours	CDBG	HOME	ESG	HOPWA	HTF
Total Number of Activities	6	9	0	0	0
Total Labor Hours	293,347	282,858	0	0	
Total Section 3 Worker Hours	8,540	2,232	0	0	
Total Targeted Section 3 Worker Hours	0	0	0	0	

Table 15 – Total Labor Hours

Qualitative Efforts - Number of Activities by Program	CDBG	HOME	ESG	HOPWA	HTF
Outreach efforts to generate job applicants who are Public Housing Targeted Workers					
Outreach efforts to generate job applicants who are Other Funding Targeted Workers.					
Direct, on-the job training (including apprenticeships).					
Indirect training such as arranging for, contracting for, or paying tuition for, off-site training.					
Technical assistance to help Section 3 workers compete for jobs (e.g., resume assistance, coaching).					
Outreach efforts to identify and secure bids from Section 3 business concerns.					
Technical assistance to help Section 3 business concerns understand and bid on contracts.					
Division of contracts into smaller jobs to facilitate participation by Section 3 business concerns.					
Provided or connected residents with assistance in seeking employment including: drafting resumes, preparing for interviews, finding job opportunities, connecting residents to job placement services.					
Held one or more job fairs.					
Provided or connected residents with supportive services that can provide direct services or referrals.					
Provided or connected residents with supportive services that provide one or more of the following: work readiness health screenings, interview clothing, uniforms, test fees, transportation.					
Assisted residents with finding child care.					
Assisted residents to apply for, or attend community college or a four year educational institution.					
Assisted residents to apply for, or attend vocational/technical training.					
Assisted residents to obtain financial literacy training and/or coaching.					
Bonding assistance, guaranties, or other efforts to support viable bids from Section 3 business concerns.					
Provided or connected residents with training on computer use or online technologies.					
Promoting the use of a business registry designed to create opportunities for disadvantaged and small businesses.					
Outreach, engagement, or referrals with the state one-stop system, as designed in Section 121(e)(2) of the Workforce Innovation and Opportunity Act.					
Other.					

Table 16 – Qualitative Efforts - Number of Activities by Program

Narrative

On October 29, 2020 HUD made effective a Final Rule, which set new benchmarks for Section 3 under 24 CFR 75. Section 3 helps to establish more economically sustainable communities by ensuring that employment and other economic opportunities generated by Federal assistance for development programs are directed towards very low- and low-income persons to the greatest extent possible, and in particular to those who are recipients of the Federal assistance. The Final Rule changes tracking the number of qualified new hires in Section 3 projects, to tracking the total labor hours worked.

As applicable to the City, the benchmark for Section 3 workers was set at 25 percent or more of the total number of labor hours worked by all workers on a Section 3 project. The benchmark for Targeted Section 3 workers was set at 5 percent or more of the total number of labor hours worked by all workers on a Section 3 project.

Section 3 Projects cover housing rehab/construction and public improvement construction activities assisted under HUD grant programs that provide housing and community development financial assistance that exceeds a threshold of \$200,000. A \$100,000 project threshold applies to grants under HUD's Lead Hazard Control and Healthy Homes programs.

Of 14 activities funded through CDBG and HOME, 10,772 labor hours were completed by Section 3 workers. The City does not collect data about the qualitative efforts described in Table 16.

CR-60 - ESG 91.520(g) (ESG Recipients only)

ESG Supplement to the CAPER in *e-snaps*

For Paperwork Reduction Act

1. Recipient Information—All Recipients Complete

Basic Grant Information

Recipient Name	PHILADELPHIA
Organizational DUNS Number	622828491
UEI	
EIN/TIN Number	236003047
Identify the Field Office	PHILADELPHIA
Identify CoC(s) in which the recipient or subrecipient(s) will provide ESG assistance	Philadelphia CoC

ESG Contact Name

Prefix	Ms
First Name	Liz
Middle Name	
Last Name	Hersh
Suffix	
Title	ESG Director/Administrator

ESG Contact Address

Street Address 1	1401 JFK Boulevard
Street Address 2	Suite 1030
City	Philadelphia
State	PA
ZIP Code	-
Phone Number	2156867106
Extension	
Fax Number	
Email Address	liz.hersh@phila.gov

ESG Secondary Contact

Prefix	Ms
First Name	Marybeth
Last Name	Gonzales
Suffix	
Title	Deputy Director
Phone Number	2156867190
Extension	

Email Address

Marybeth.Gonzales@phila.gov

2. Reporting Period—All Recipients Complete

Program Year Start Date 07/01/2022

Program Year End Date 06/30/2023

3a. Subrecipient Form – Complete one form for each subrecipient

Subrecipient or Contractor Name: PHILADELPHIA

City: Philadelphia

State: PA

Zip Code: 19107, 3721

DUNS Number: 622828491

UEI:

Is subrecipient a victim services provider: N

Subrecipient Organization Type: Unit of Government

ESG Subgrant or Contract Award Amount: 0

Subrecipient or Contractor Name: UTILITIES EMERGENCY SERVICES FUND

City: PHILADELPHIA

State: PA

Zip Code: ,

DUNS Number:

UEI:

Is subrecipient a victim services provider: N

Subrecipient Organization Type: Other Non-Profit Organization

ESG Subgrant or Contract Award Amount: 0

Subrecipient or Contractor Name: WOMEN AGAINST ABUSE, INC.

City: PHILADELPHIA

State: PA

Zip Code: ,

DUNS Number:

UEI:

Is subrecipient a victim services provider: N

Subrecipient Organization Type: Other Non-Profit Organization

ESG Subgrant or Contract Award Amount: 0

Subrecipient or Contractor Name: BETHESDA PROJECT

City: PHILADELPHIA

State: PA

Zip Code: ,

DUNS Number:

UEI:

Is subrecipient a victim services provider: N

Subrecipient Organization Type: Other Non-Profit Organization

ESG Subgrant or Contract Award Amount: 0

Subrecipient or Contractor Name: GAUDENZIA, INC.

City: Norristown

State: PA

Zip Code: 19401, 4716

DUNS Number: 079478707

UEI:

Is subrecipient a victim services provider: N

Subrecipient Organization Type: Other Non-Profit Organization

ESG Subgrant or Contract Award Amount: 0

Subrecipient or Contractor Name: CONGRESO DE LATINOS UNIDOS, INC.

City: Philadelphia

State: PA

Zip Code: 19133, 3534

DUNS Number: 195485453

UEI:

Is subrecipient a victim services provider: N

Subrecipient Organization Type: Other Non-Profit Organization

ESG Subgrant or Contract Award Amount: 0

Subrecipient or Contractor Name: MOUNT AIRY USA

City: PHILADELPHIA

State: PA

Zip Code: ,

DUNS Number:

UEI:

Is subrecipient a victim services provider: N

Subrecipient Organization Type: Other Non-Profit Organization

ESG Subgrant or Contract Award Amount: 0

Subrecipient or Contractor Name: The Salvation Army

City: Philadelphia

State: PA

Zip Code: 19123, 2402

DUNS Number: 062517941

UEI:

Is subrecipient a victim services provider: N

Subrecipient Organization Type: Other Non-Profit Organization

ESG Subgrant or Contract Award Amount: 0

Subrecipient or Contractor Name: Public Health Management Corporation

City: Philadelphia

State: PA

Zip Code: 19102, 2100

DUNS Number: 069053379

UEI:

Is subrecipient a victim services provider: N

Subrecipient Organization Type: Other Non-Profit Organization

ESG Subgrant or Contract Award Amount: 0

Subrecipient or Contractor Name: Resources for Human Development

City: Philadelphia

State: PA

Zip Code: 19144, 4248

DUNS Number: 084198928

UEI:

Is subrecipient a victim services provider: N

Subrecipient Organization Type: Other Non-Profit Organization

ESG Subgrant or Contract Award Amount: 0

Subrecipient or Contractor Name: Valley Youth House Committee, Inc

City: Allentown

State: PA

Zip Code: 18101, 1233

DUNS Number: 060498458

UEI:

Is subrecipient a victim services provider: N

Subrecipient Organization Type: Other Non-Profit Organization

ESG Subgrant or Contract Award Amount: 0

Subrecipient or Contractor Name: Friends Rehabilitation Program

City: Philadelphia

State: PA

Zip Code: 19123, 1313

DUNS Number: 079497137

UEI:

Is subrecipient a victim services provider: N

Subrecipient Organization Type: Other Non-Profit Organization

ESG Subgrant or Contract Award Amount: 0

Subrecipient or Contractor Name: Urban Affairs Coalition

City: Philadelphia

State: PA

Zip Code: 19107, 4131

DUNS Number: 077064095

UEI:

Is subrecipient a victim services provider: N

Subrecipient Organization Type: Other Non-Profit Organization

ESG Subgrant or Contract Award Amount: 0

Subrecipient or Contractor Name: Travelers Aid Society of Philadelphia (Families Forward)

City: Philadelphia

State: PA

Zip Code: 19139, 2718

DUNS Number: 144141970

UEI:

Is subrecipient a victim services provider: N

Subrecipient Organization Type: Other Non-Profit Organization

ESG Subgrant or Contract Award Amount: 0

Subrecipient or Contractor Name: Episcopal Community Services

City: Philadelphia

State: PA

Zip Code: 19106, 3910

DUNS Number: 067397661

UEI:

Is subrecipient a victim services provider: N

Subrecipient Organization Type: Other Non-Profit Organization

ESG Subgrant or Contract Award Amount: 0

Subrecipient or Contractor Name: ACTS Christian Transitional Services

City: Philadelphia

State: PA

Zip Code: 19121, 3628

DUNS Number: 044021330

UEI:

Is subrecipient a victim services provider: N

Subrecipient Organization Type: Other Non-Profit Organization

ESG Subgrant or Contract Award Amount: 0

Subrecipient or Contractor Name: Prevention Point Philadelphia, Inc.

City: Philadelphia

State: PA

Zip Code: 19134, 3016

DUNS Number: 944452309

UEI:

Is subrecipient a victim services provider: N

Subrecipient Organization Type: Other Non-Profit Organization

ESG Subgrant or Contract Award Amount: 0

Subrecipient or Contractor Name: Love, Pray Peace Project

City: Philadelphia

State: PA

Zip Code: 19144, 1615

DUNS Number: 113012811

UEI:

Is subrecipient a victim services provider: N

Subrecipient Organization Type: Other Non-Profit Organization

ESG Subgrant or Contract Award Amount: 0

Subrecipient or Contractor Name: HELP Philadelphia

City: Philadelphia

State: PA

Zip Code: 19131,

DUNS Number:

UEI:

Is subrecipient a victim services provider: N

Subrecipient Organization Type: Other Non-Profit Organization

ESG Subgrant or Contract Award Amount: 0

Subrecipient or Contractor Name: Horizon House, Inc.

City: Philadelphia

State: PA

Zip Code: 19104,

DUNS Number:

UEI:

Is subrecipient a victim services provider: N

Subrecipient Organization Type: Other Non-Profit Organization

ESG Subgrant or Contract Award Amount: 0

Subrecipient or Contractor Name: Lutheran Settlement House

City: Philadelphia

State: PA

Zip Code: 19125,

DUNS Number:

UEI:

Is subrecipient a victim services provider: N

Subrecipient Organization Type: Other Non-Profit Organization

ESG Subgrant or Contract Award Amount: 0

Subrecipient or Contractor Name: Valley Youth House

City: Philadelphia

State: PA

Zip Code: 19102,

DUNS Number:

UEI:

Is subrecipient a victim services provider: N

Subrecipient Organization Type: Other Non-Profit Organization

ESG Subgrant or Contract Award Amount: 0

Subrecipient or Contractor Name: Women of Excellence, Inc.

City: Philadelphia

State: PA

Zip Code: 19133,

DUNS Number:

UEI:

Is subrecipient a victim services provider: N

Subrecipient Organization Type: Other Non-Profit Organization

ESG Subgrant or Contract Award Amount: 0

Subrecipient or Contractor Name: First Step Staffing

City: Philadelphia

State: PA

Zip Code: 19134, 3122

DUNS Number: 796423189

UEI:

Is subrecipient a victim services provider: N

Subrecipient Organization Type: Other Non-Profit Organization

ESG Subgrant or Contract Award Amount: 0

Subrecipient or Contractor Name: One Day At A Time

City: Philadelphia

State: PA

Zip Code: 19132, 4013

DUNS Number:

UEI:

Is subrecipient a victim services provider: N

Subrecipient Organization Type: Other Non-Profit Organization

ESG Subgrant or Contract Award Amount: 0

Subrecipient or Contractor Name: Eccovia Solutions

City: Salt Lake City

State: UT

Zip Code: 84107, 2966

DUNS Number: 603676297

UEI:

Is subrecipient a victim services provider: N

Subrecipient Organization Type: Other Non-Profit Organization

ESG Subgrant or Contract Award Amount: 0

Subrecipient or Contractor Name: New Journey CDC, Inc.

City: Philadelphia

State: PA

Zip Code: 19120, 4010

DUNS Number: 117065500

UEI:

Is subrecipient a victim services provider: N

Subrecipient Organization Type: Other Non-Profit Organization

ESG Subgrant or Contract Award Amount: 0

CR-65 - Persons Assisted

The SAGE Report will be posted when it becomes available.

CR-70 – ESG 91.520(g) - Assistance Provided and Outcomes

The SAGE Report will be posted when it becomes available.

CR-75 – Expenditures

The SAGE Report will be posted when it becomes available.

Appendix

Addressing Limited English Proficiency (LEP) Needs

The Division of Housing and Community Development has long translated its program materials into Spanish, employed Spanish-speaking front desk personnel, and served speakers of other languages with bilingual staff at the agency and bilingual staff at its subrecipient organizations. Addressing the needs of Limited English Proficient (LEP) persons has become even more important as recent data suggest that Philadelphia has become a destination city for immigrants.

Fortunately, in addition to those at DHCD, Philadelphia has robust programs in both the public and nonprofit sectors to enable LEP persons to more fully participate in the local housing and economic markets. The City provides a series of language services that assist LEP residents to interact with government agencies, while public and nonprofit resources support greater engagement of LEP persons in community life as a whole.

City-Provided Language Services

Telephonic Interpretation

Telephonic interpretation is an over-the-phone interpretation service available to LEP constituents that call in to City agencies or visit walk-in counter services seeking assistance. When an LEP constituent calls or visits a City agency, staff are able to provide assistance to them, in their language, by contacting an off-site interpreter over the phone. Telephonic interpretation is widely used by City agencies. It is available to LEP constituents at no cost to them.

Document Translation

Document translation is used by City agencies that regularly communicate information with residents via paper and digital formats. When distributing information, agencies will often have it translated into several languages to benefit LEP constituents. As demand for translations in different languages is encountered, appropriate documentation is translated to meet the need. LEP individuals have the right to request that documents are translated on an as-need basis.

In-Person Interpretation

In-person interpretation is an on-site interpretation service provided to LEP constituents. This service is typically requested for predetermined meetings between LEP constituent(s) and City staff members. When City staff are aware of a meeting with an LEP constituent, they are able to request an on-site interpreter to attend and interpret the communication between them. Should an LEP constituent require interpretation services for a future meeting, they have the right to request one, at no cost to them.

Training of City Employees

Training is an essential aspect of language access services for many City agencies. DHCD frontline staff have been trained in how to obtain interpretation and translation services to accommodate LEP constituents.



*2022-2023 Sage Report to be added when it becomes available.

HUD ESG CAPER

Grant: ESG: Philadelphia - PA - Report Type: CAPER

Report Date Range

7/1/2021 to 6/30/2022

Contact Information

First Name	David
Middle Name	A
Last Name	Weathington
Suffix	
Title	Director of CoC Planning, Activities & Grants
Street Address 1	1401 JFK Blvd.
Street Address 2	10th Flr. Suite 1030
City	Philadelphia
State	Pennsylvania
ZIP Code	19102
E-mail Address	david.weathington@phila.gov
Phone Number	(215)300-4109
Extension	
Fax Number	()-

Project types carried out during the program year

Components	Projects	Total Persons Reported	Total Households Reported
Emergency Shelter	3	1568	1244
Day Shelter	0	0	0
Transitional Housing	0	0	0
Total Emergency Shelter Component	3	1568	1244
Total Street Outreach	0	0	0
Total PH - Rapid Re-Housing	2	272	130
Total Homelessness Prevention	2	149	54

Grant Information

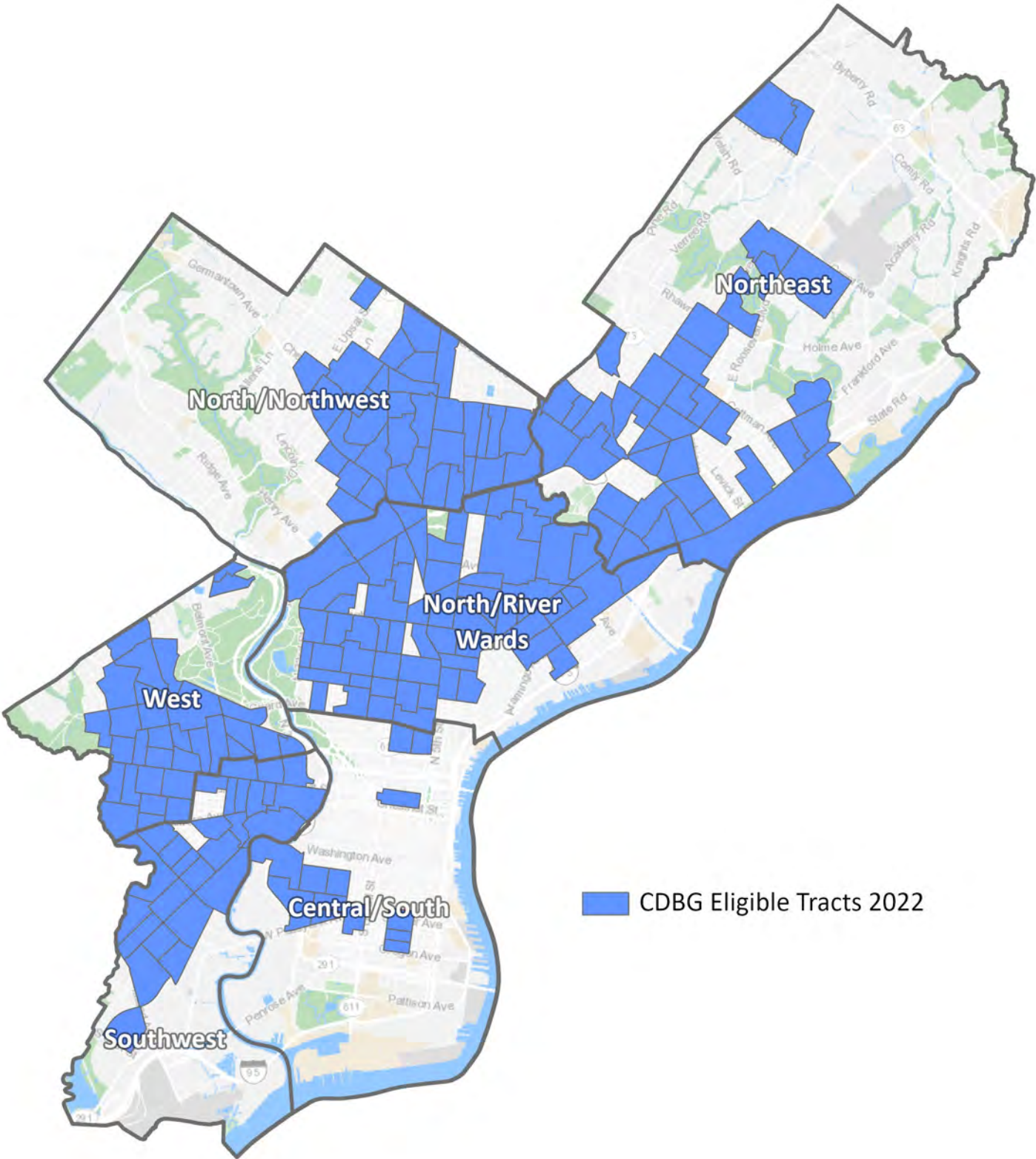
Emergency Shelter Rehab/Conversion

Did you create additional shelter beds/units through an ESG-funded rehab project	No
Did you create additional shelter beds/units through an ESG-funded conversion project	No

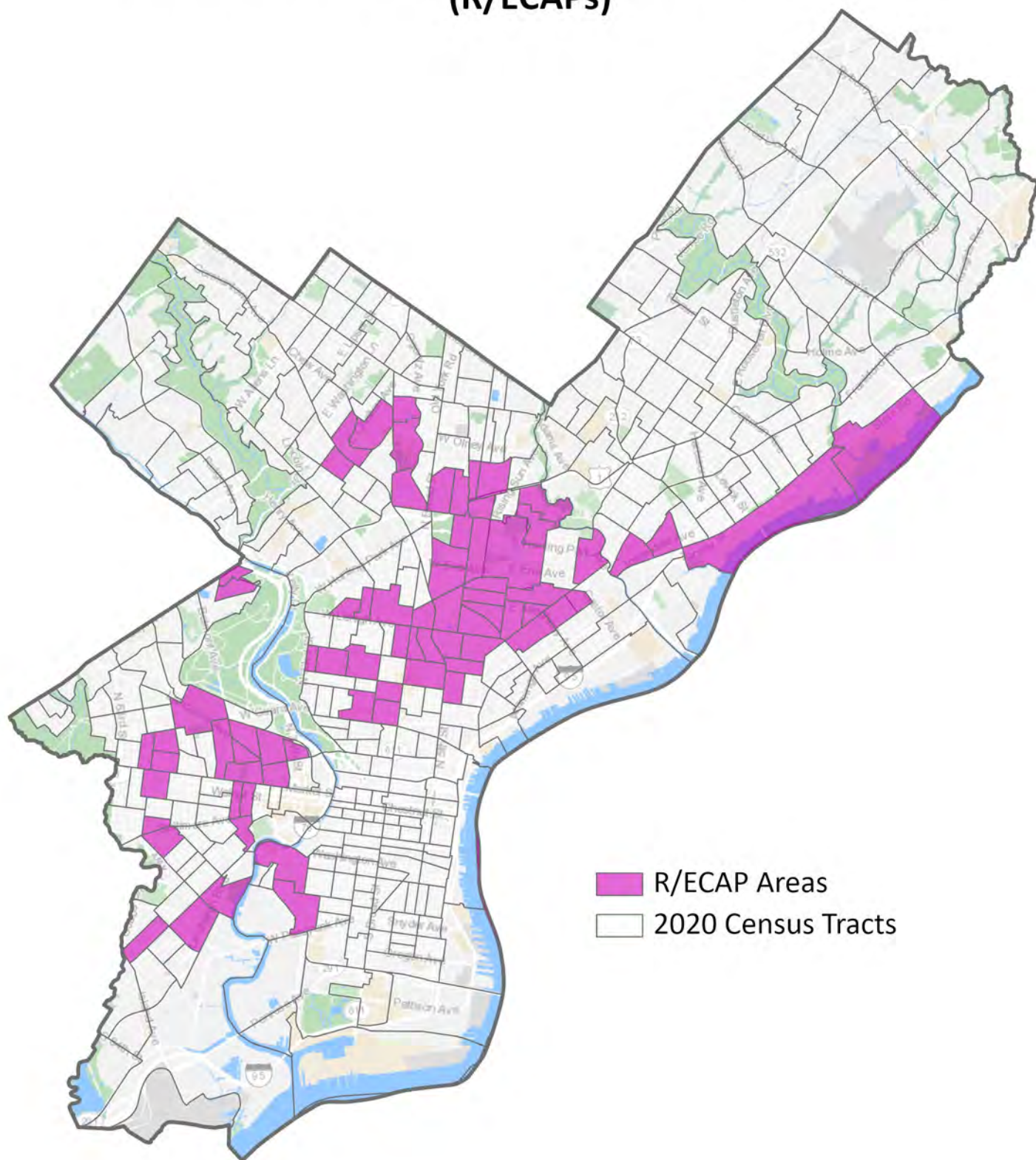
Data Participation Information

Are there any funded projects, except HMIS or Admin, which are <u>not listed on the Project, Links and Uploads form</u> ? This includes projects in the HMIS and from VSP	No
How many of the VSP projects have a HUD approved plan and are using a template rather than a comparable database report uploaded?	0

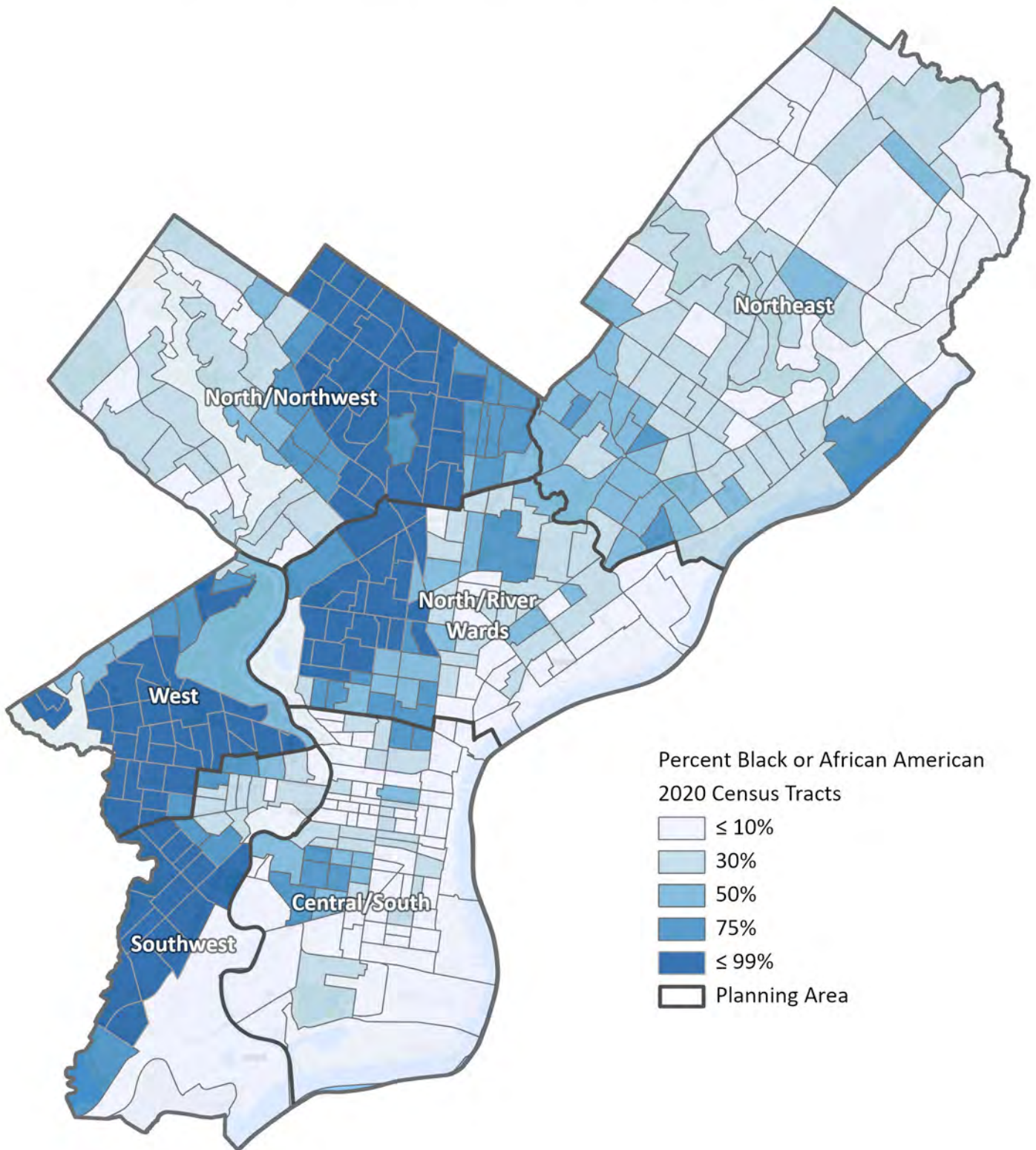
CDBG Eligible Census Tracts



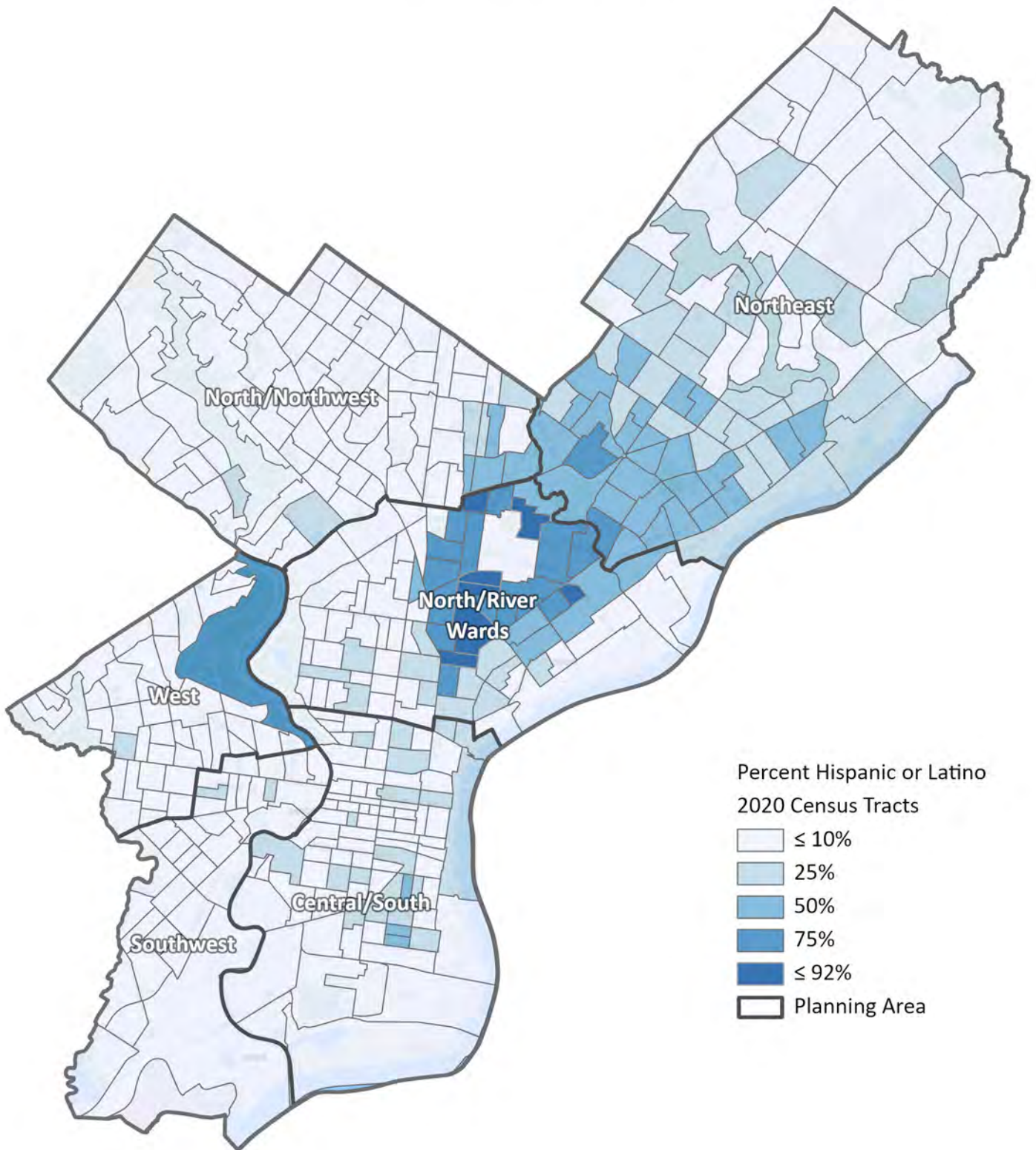
Racially/Ethnically Concentrated Areas of Poverty (R/ECAPs)



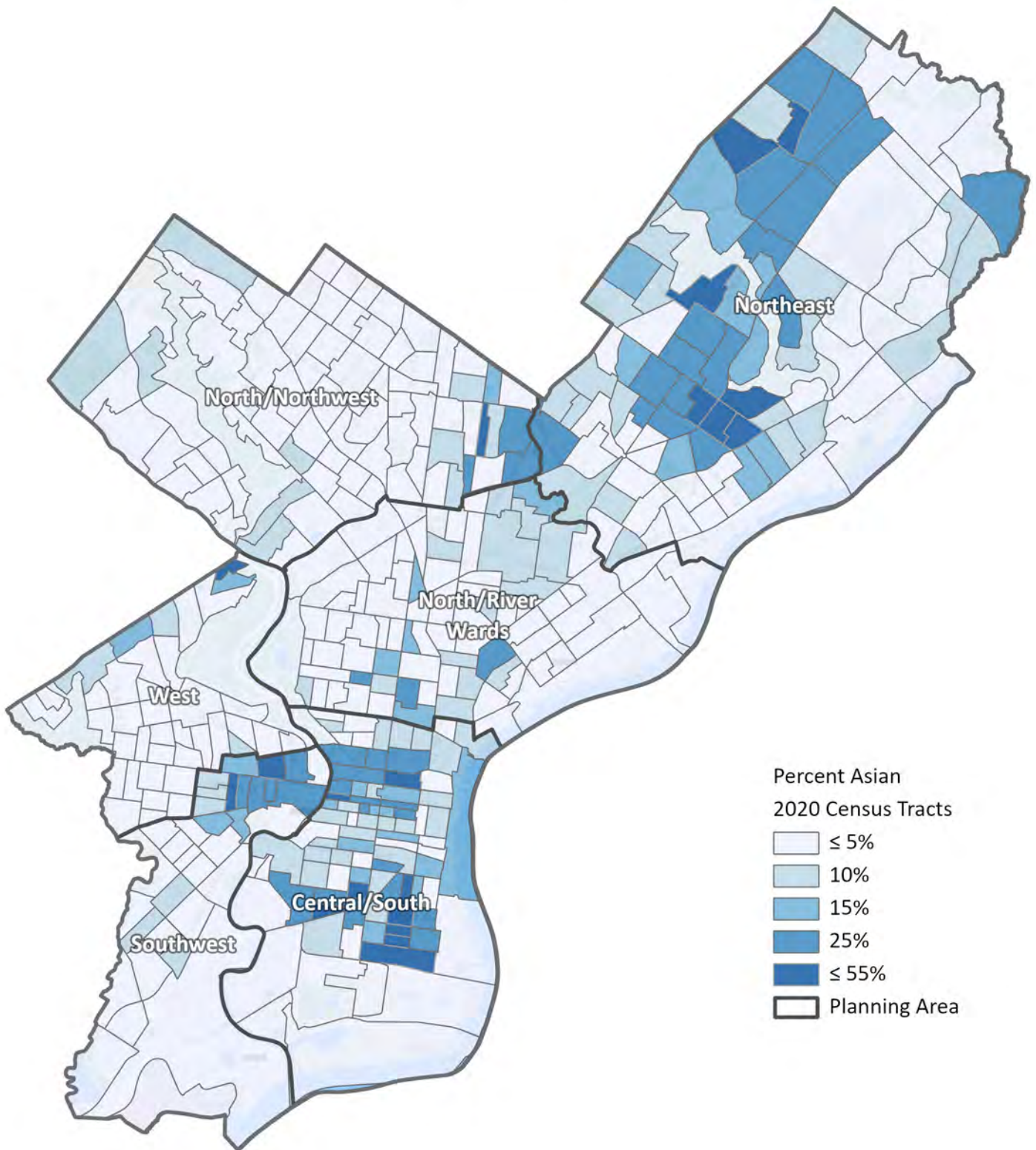
Estimated Percent Black or African American Population



Estimated Percent Hispanic or Latino Population

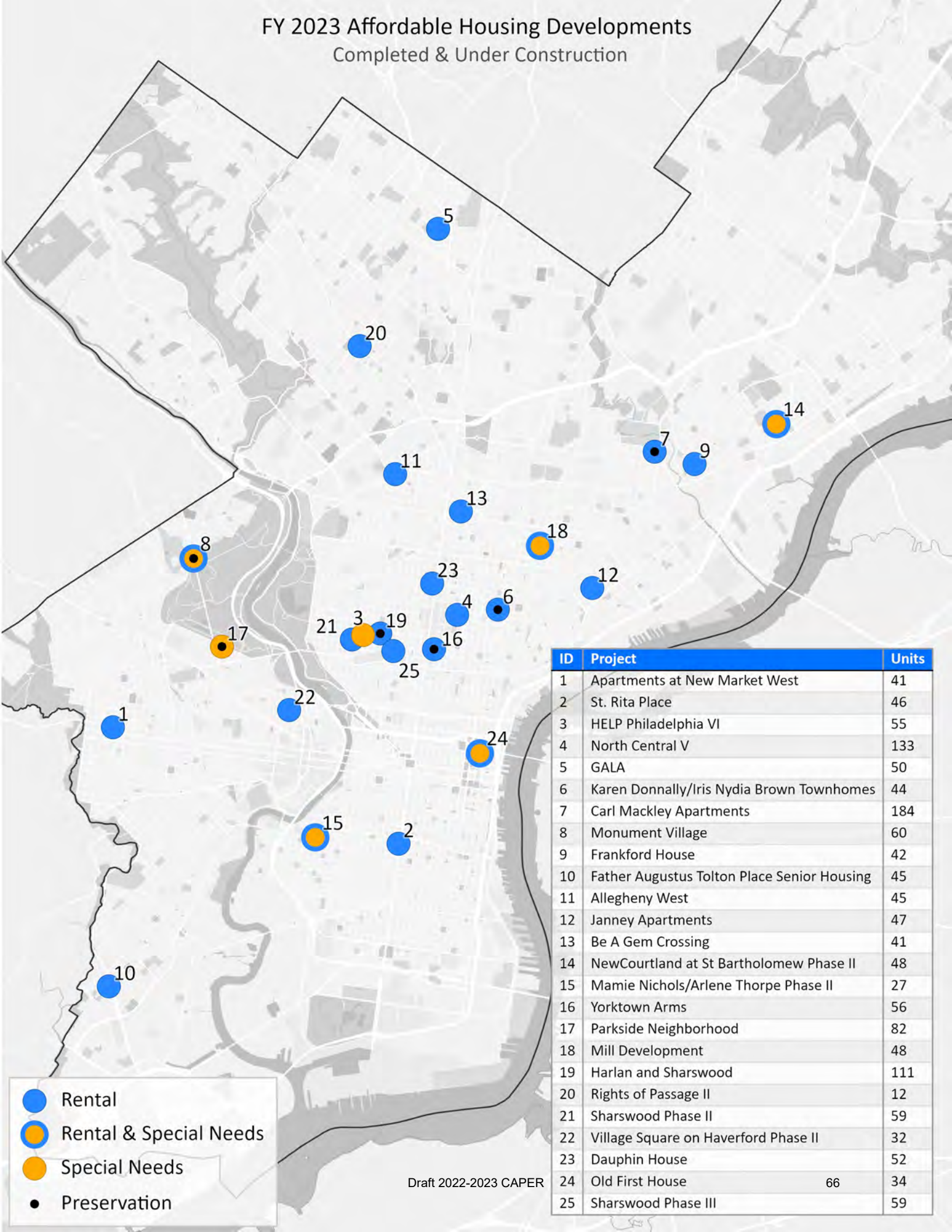


Estimated Percent Asian Population



FY 2023 Affordable Housing Developments

Completed & Under Construction



- Rental
- Rental & Special Needs
- Special Needs
- Preservation

ID	Project	Units
1	Apartments at New Market West	41
2	St. Rita Place	46
3	HELP Philadelphia VI	55
4	North Central V	133
5	GALA	50
6	Karen Donnally/Iris Nydia Brown Townhomes	44
7	Carl Mackley Apartments	184
8	Monument Village	60
9	Frankford House	42
10	Father Augustus Tolton Place Senior Housing	45
11	Allegheny West	45
12	Janney Apartments	47
13	Be A Gem Crossing	41
14	NewCourtland at St Bartholomew Phase II	48
15	Mamie Nichols/Arlene Thorpe Phase II	27
16	Yorktown Arms	56
17	Parkside Neighborhood	82
18	Mill Development	48
19	Harlan and Sharswood	111
20	Rights of Passage II	12
21	Sharswood Phase II	59
22	Village Square on Haverford Phase II	32
23	Dauphin House	52
24	Old First House	6634
25	Sharswood Phase III	59

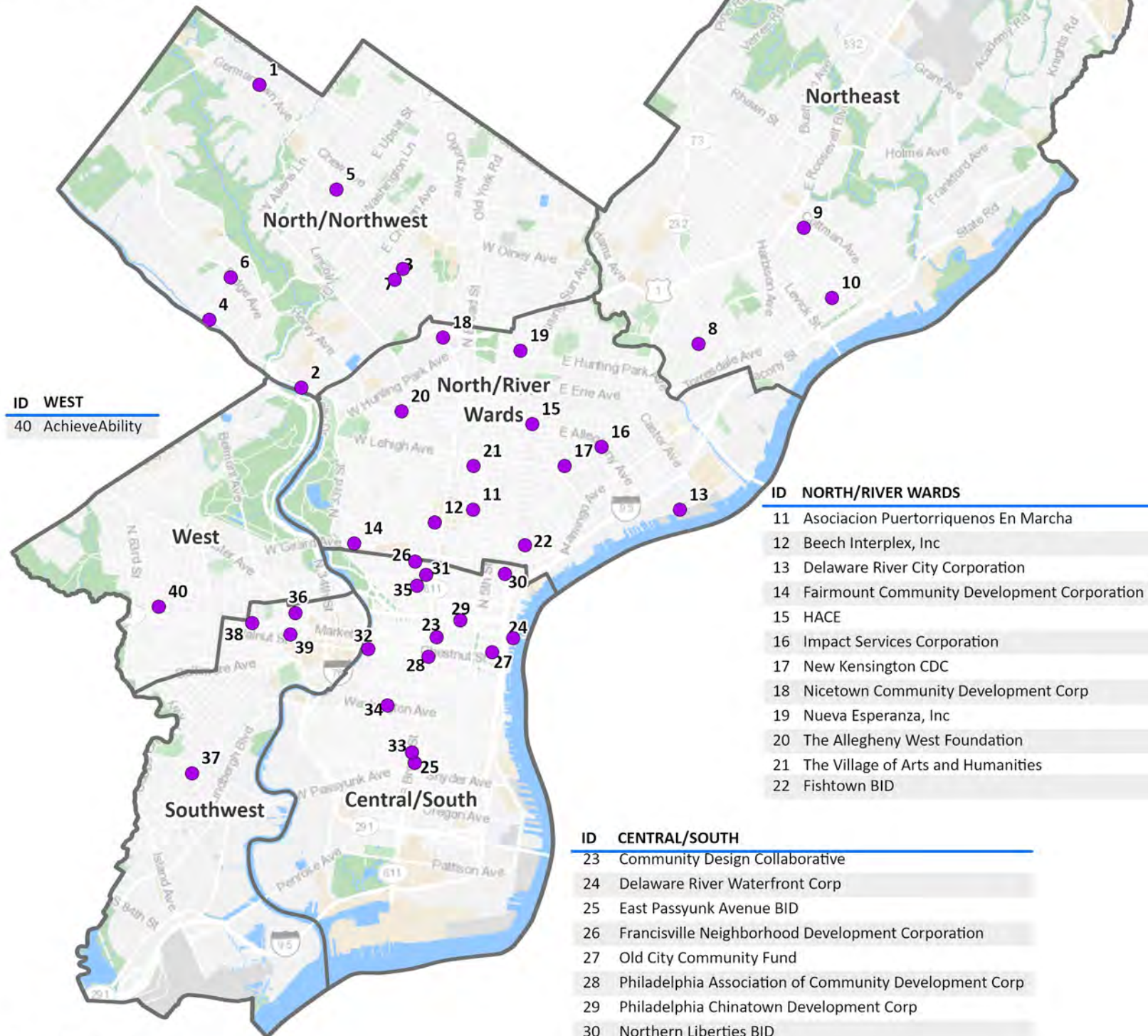
CDC Business Tax Credit Recipients

ID NORTH/NORTHWEST

- 1 Chestnut Hill CDC
- 2 East Falls Development Corporation
- 3 Germantown United CDC
- 4 Manayunk Development Corp
- 5 Mt. Airy USA
- 6 Roxborough Development Corp
- 7 South Street Head House

ID NORTHEAST

- 8 Frankford CDC
- 9 Mayfair BID
- 10 Tacony CDC



ID WEST

- 40 AchieveAbility

ID NORTH/RIVER WARDS

- 11 Asociacion Puertorriquenos En Marcha
- 12 Beech Interplex, Inc
- 13 Delaware River City Corporation
- 14 Fairmount Community Development Corporation
- 15 HACE
- 16 Impact Services Corporation
- 17 New Kensington CDC
- 18 Nicetown Community Development Corp
- 19 Nueva Esperanza, Inc
- 20 The Allegheny West Foundation
- 21 The Village of Arts and Humanities
- 22 Fishtown BID

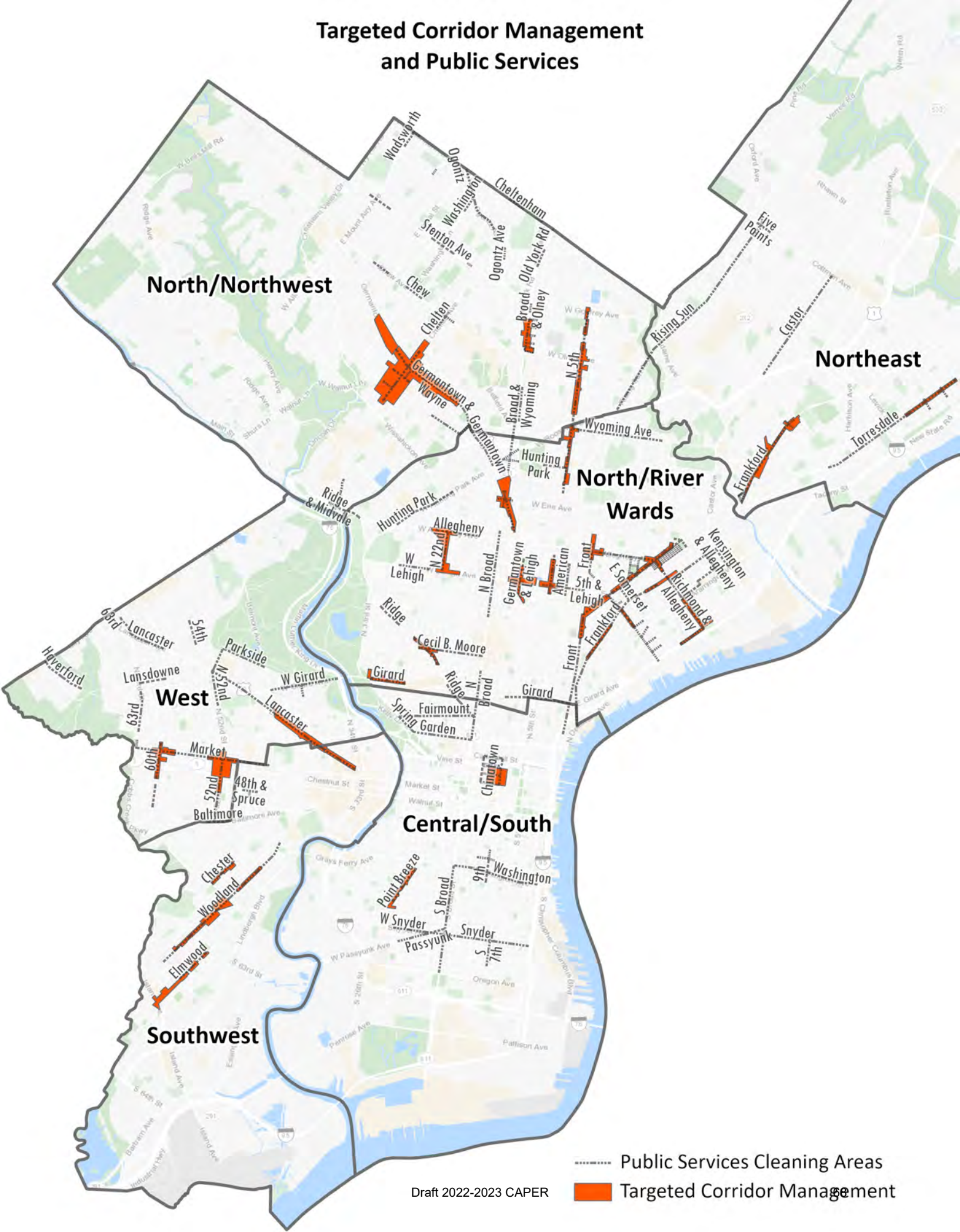
ID CENTRAL/SOUTH

- 23 Community Design Collaborative
- 24 Delaware River Waterfront Corp
- 25 East Passyunk Avenue BID
- 26 Francisville Neighborhood Development Corporation
- 27 Old City Community Fund
- 28 Philadelphia Association of Community Development Corp
- 29 Philadelphia Chinatown Development Corp
- 30 Northern Liberties BID
- 31 Project H.O.M.E.
- 32 Schuylkill River Development Corp
- 33 SEAMAAC, Inc
- 34 South of South Neighborhood Association
- 35 Spring Garden CDC

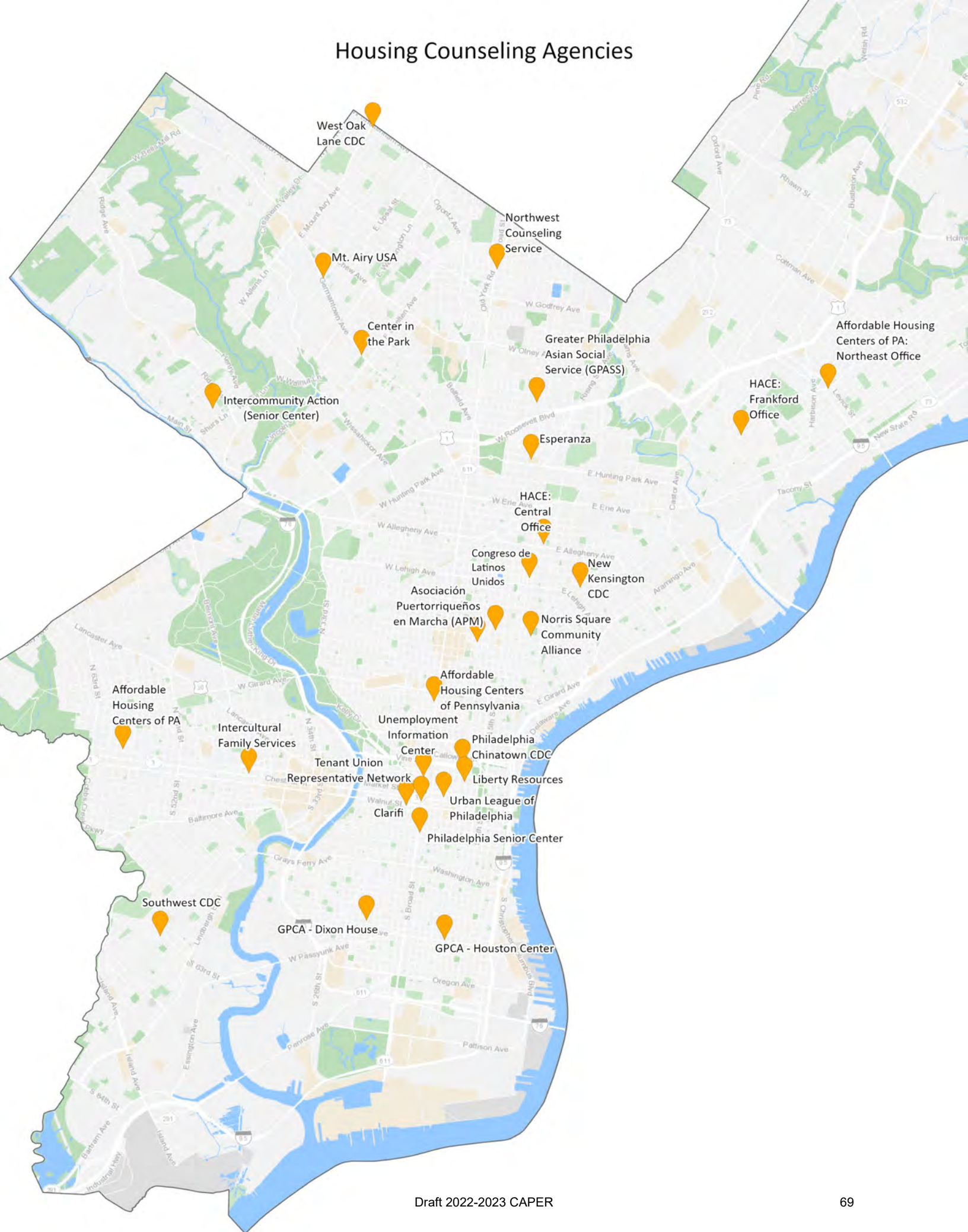
ID SOUTHWEST

- 36 People's Emergency Center
- 37 Southwest Community Development Corporation
- 38 The Enterprise Center
- 39 University City District

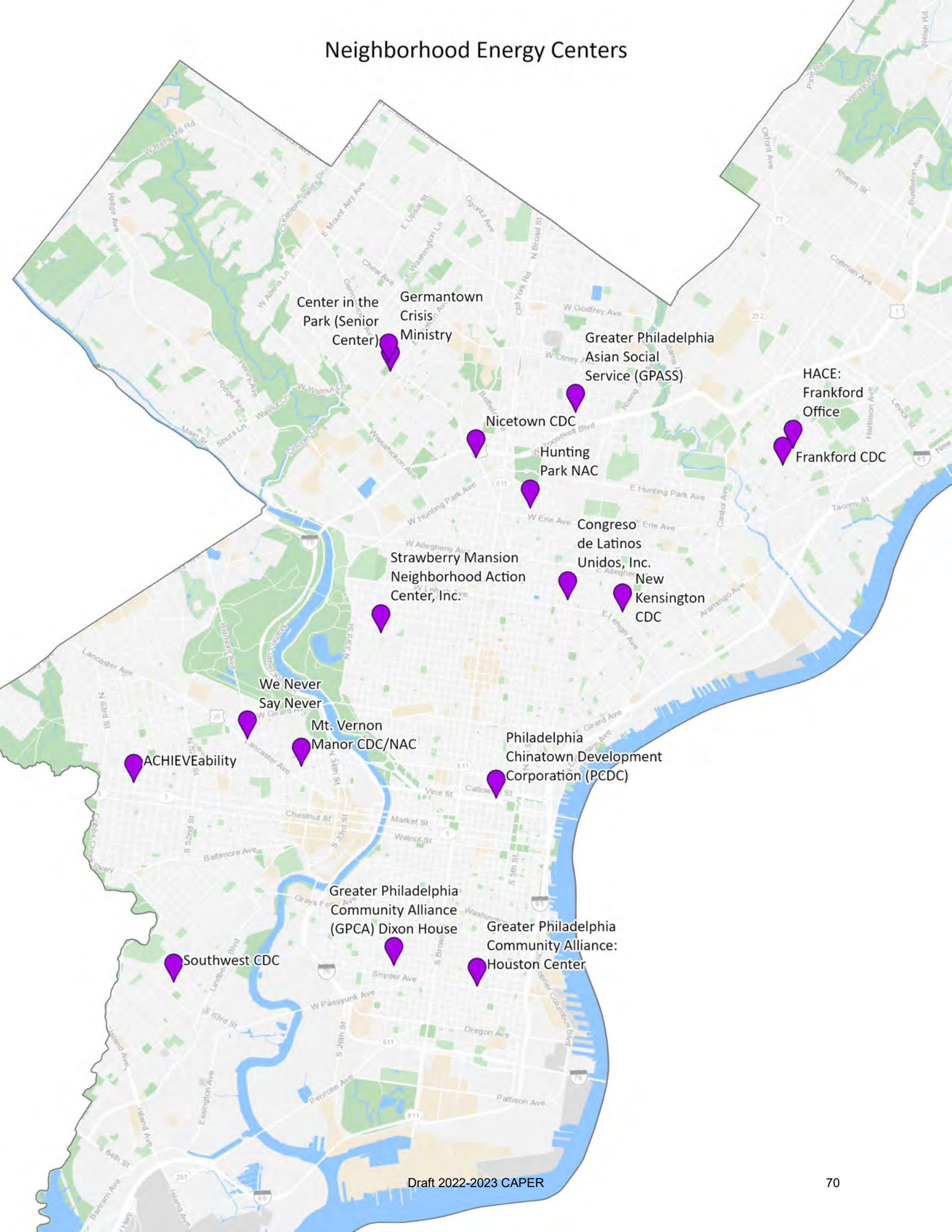
Targeted Corridor Management and Public Services



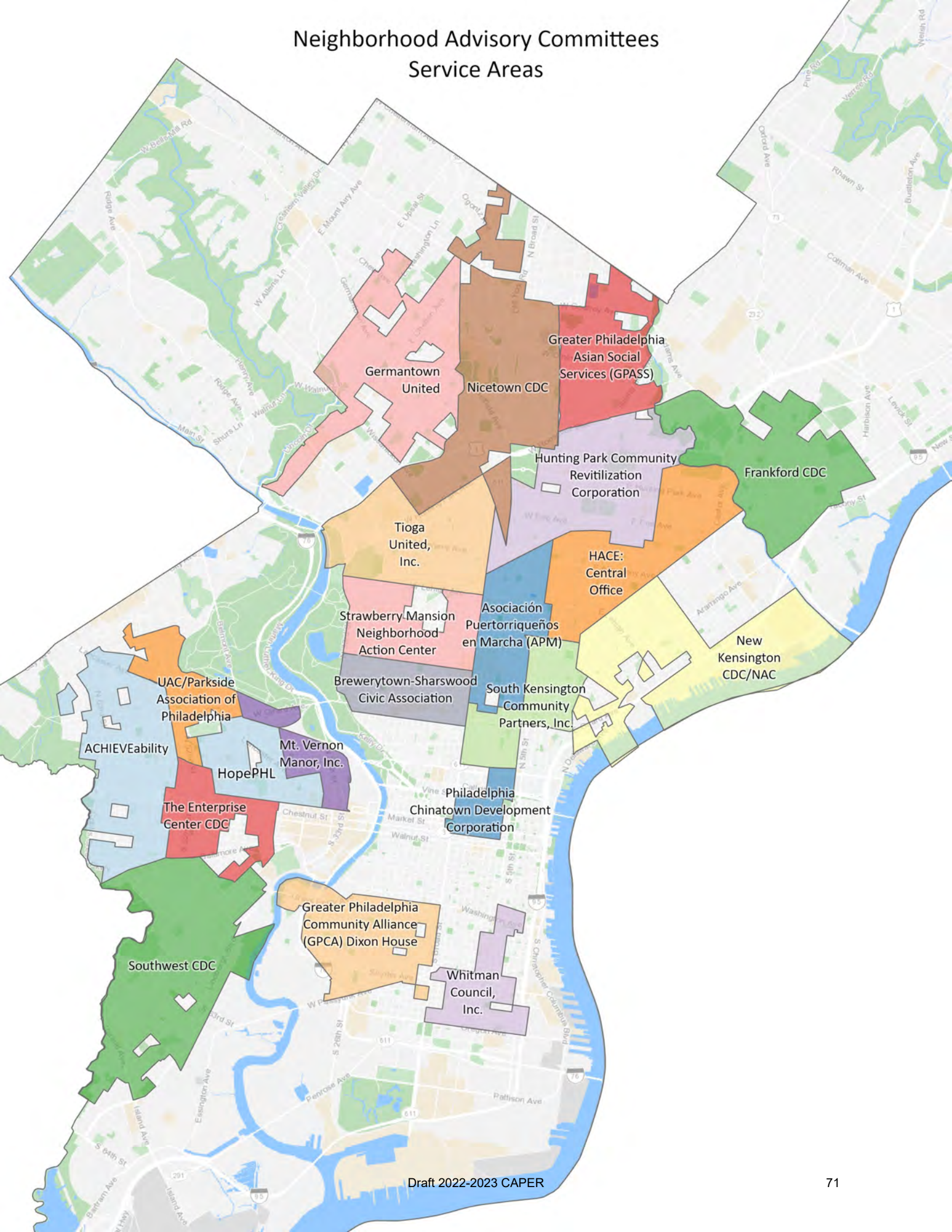
Housing Counseling Agencies



Neighborhood Energy Centers

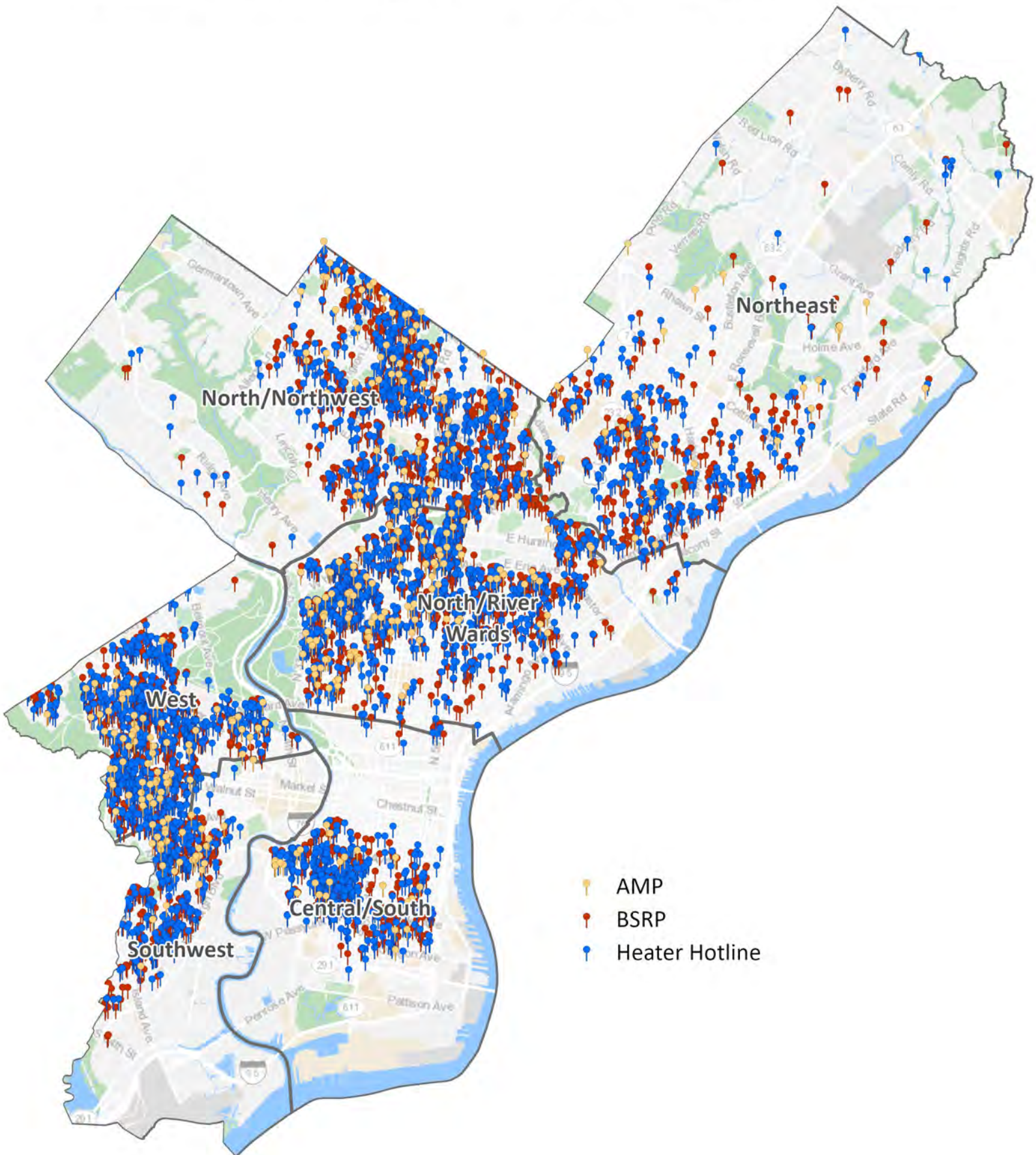


Neighborhood Advisory Committees Service Areas

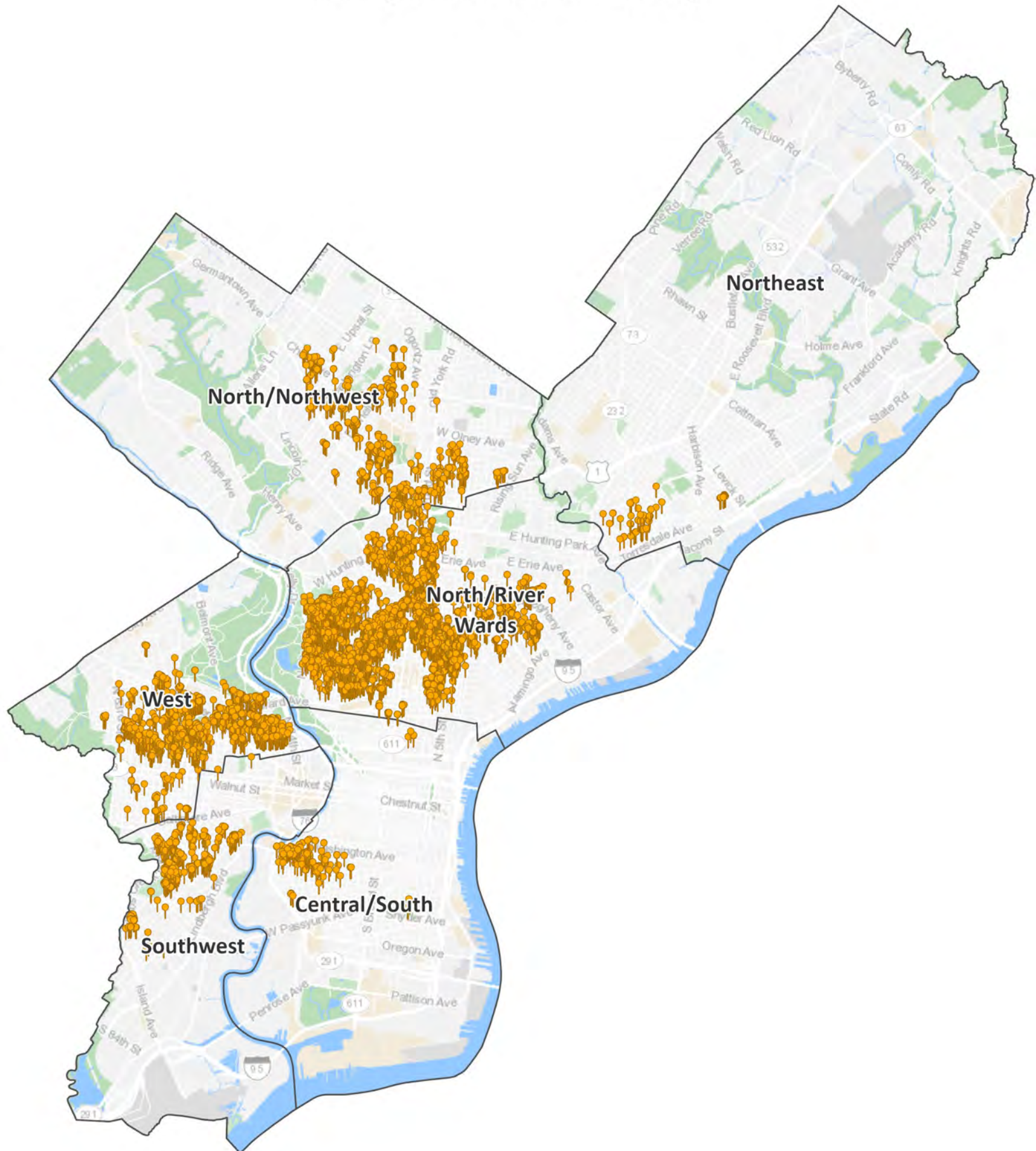


Home Improvements FY 2022 & FY2023

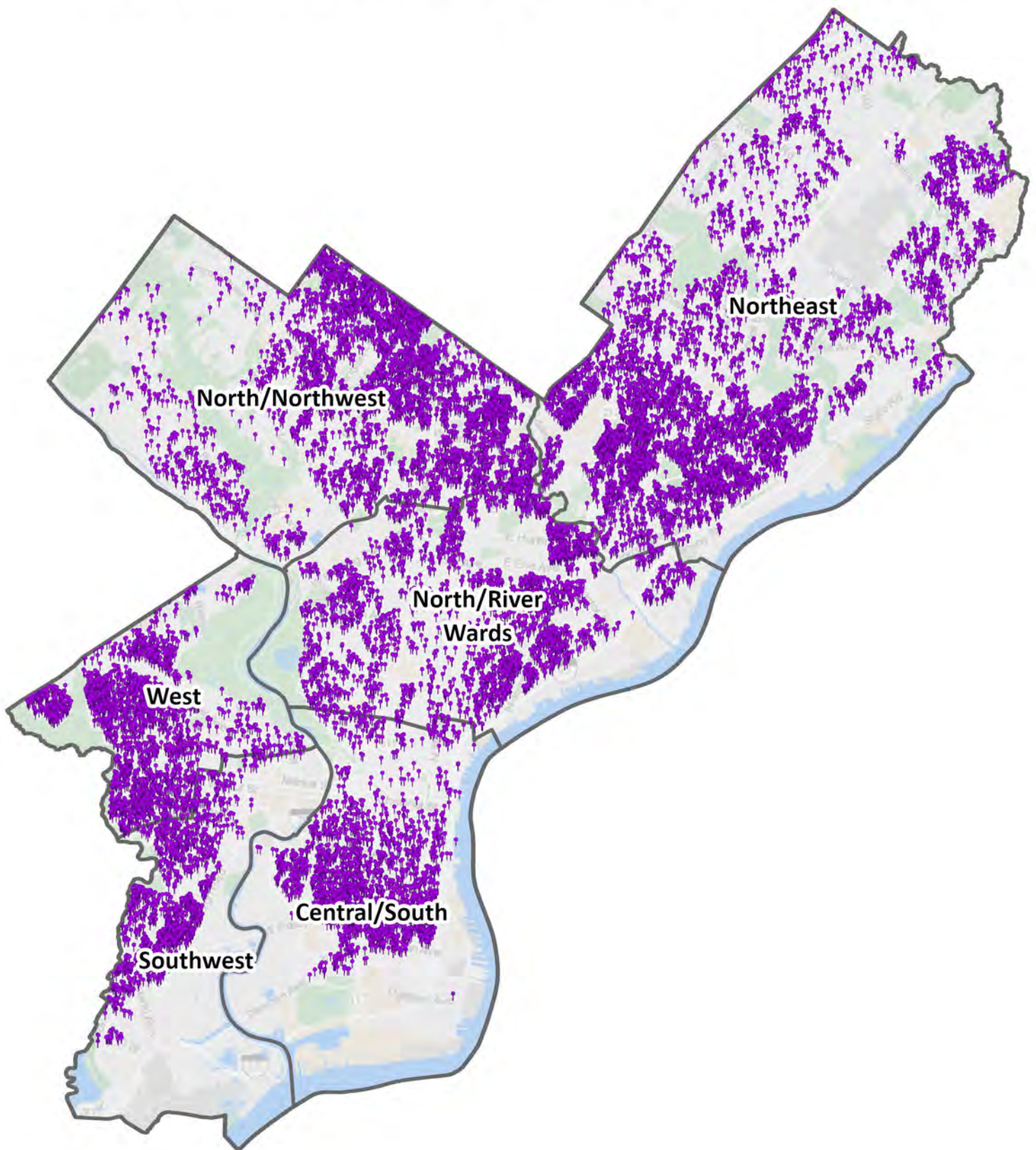
Adaptive Modification Program, Basic System Repair Program, Heater Hotline



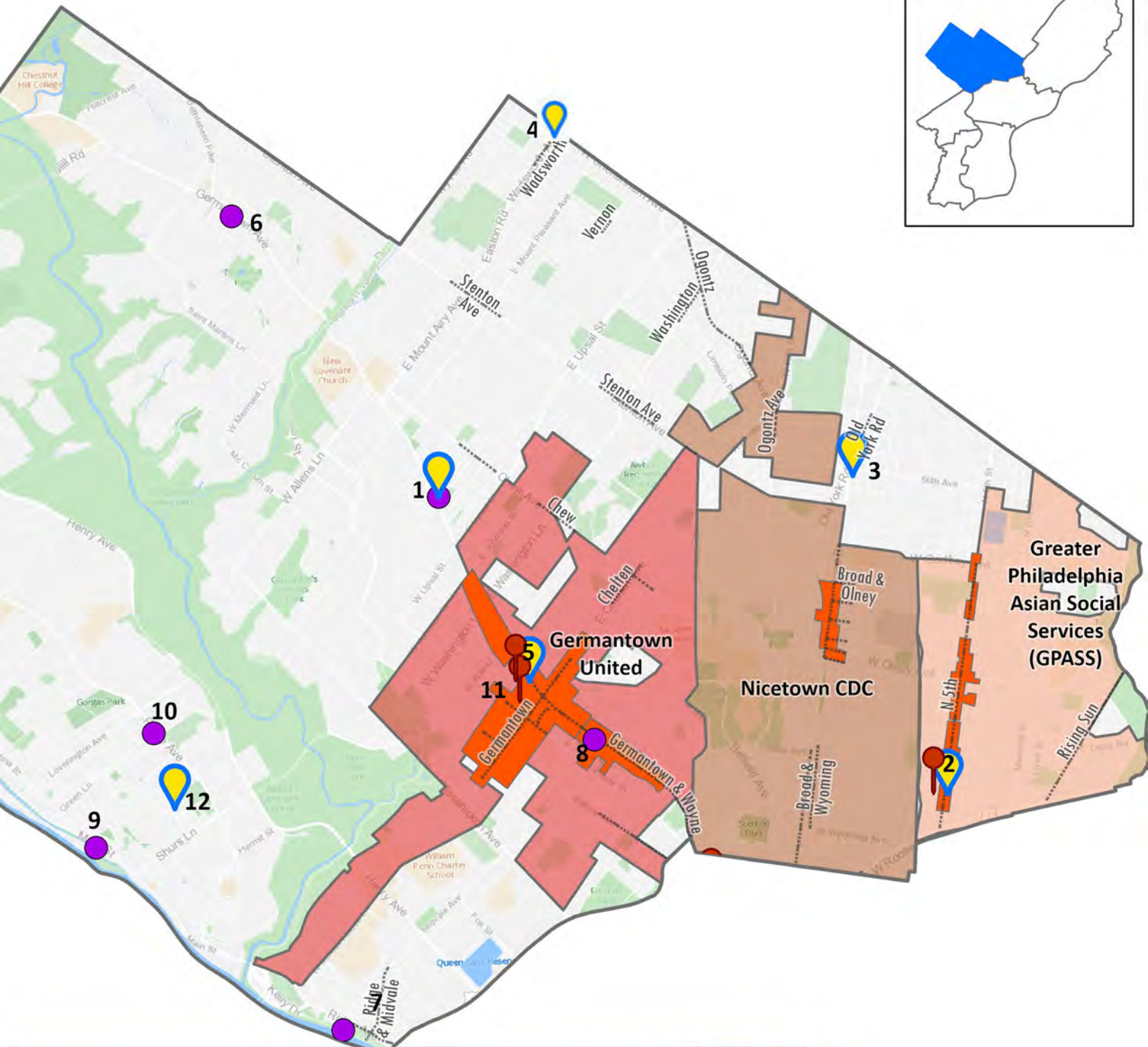
Land Care Parcels Managed by the Pennsylvania Horticultural Society



Homes Saved From Foreclosure Since June 2008 Through Housing Counseling, Outreach and Legal Support



North/Northwest Activity



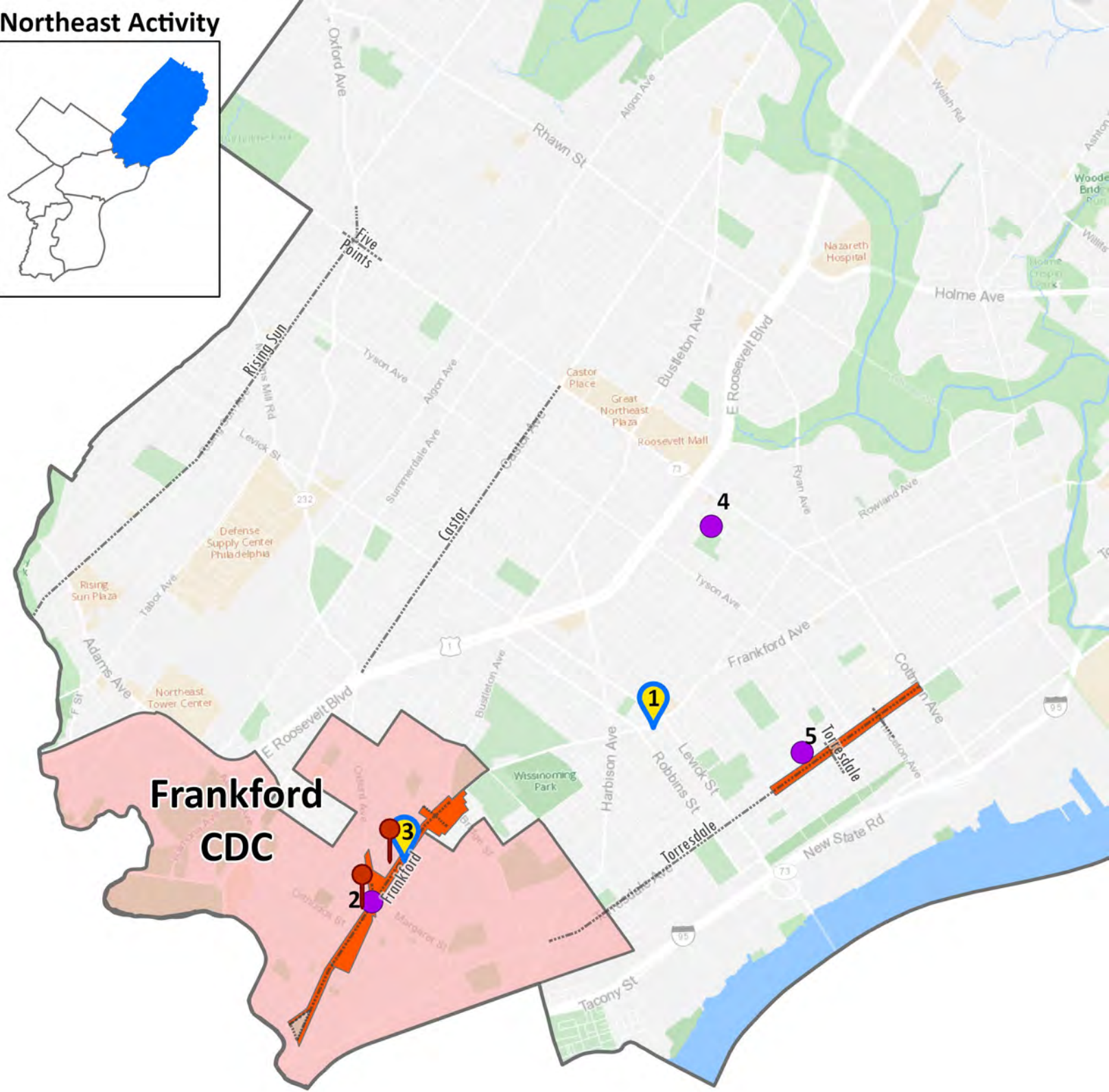
Organization	CDC Tax Credit	Housing Counseling Agency	Energy Center
1 Mt. Airy CDC	<input checked="" type="checkbox"/>	<input checked="" type="checkbox"/>	<input type="checkbox"/>
2 Greater Philadelphia Asian Social Service (GPASS)	<input type="checkbox"/>	<input checked="" type="checkbox"/>	<input checked="" type="checkbox"/>
3 Northwest Counseling Service	<input type="checkbox"/>	<input checked="" type="checkbox"/>	<input type="checkbox"/>
4 West Oak Lane CDC	<input type="checkbox"/>	<input checked="" type="checkbox"/>	<input type="checkbox"/>
5 Center in the Park	<input type="checkbox"/>	<input checked="" type="checkbox"/>	<input checked="" type="checkbox"/>
6 Chestnut Hill CDC	<input checked="" type="checkbox"/>	<input type="checkbox"/>	<input type="checkbox"/>
7 East Falls Development Corporation	<input checked="" type="checkbox"/>	<input type="checkbox"/>	<input type="checkbox"/>
8 Germantown United CDC	<input checked="" type="checkbox"/>	<input type="checkbox"/>	<input type="checkbox"/>
9 Manayunk Development Corp	<input checked="" type="checkbox"/>	<input type="checkbox"/>	<input type="checkbox"/>
10 Roxborough Development Corp	<input type="checkbox"/>	<input type="checkbox"/>	<input type="checkbox"/>
11 Germantown Crisis Ministry	<input type="checkbox"/>	<input type="checkbox"/>	<input checked="" type="checkbox"/>
12 Intercommunity Action (Senior Center)	<input type="checkbox"/>	<input checked="" type="checkbox"/>	<input type="checkbox"/>

Draft 2022-2023 CAPER

FY22 & FY23 Affordable Housing Project Type

- Rental
- Rental;Special Needs
- Special Needs
- Preservation
- Energy Centers
- Housing Counseling Agency
- Targeted Corridor Management
- CDC Tax Credit Recipients

Northeast Activity



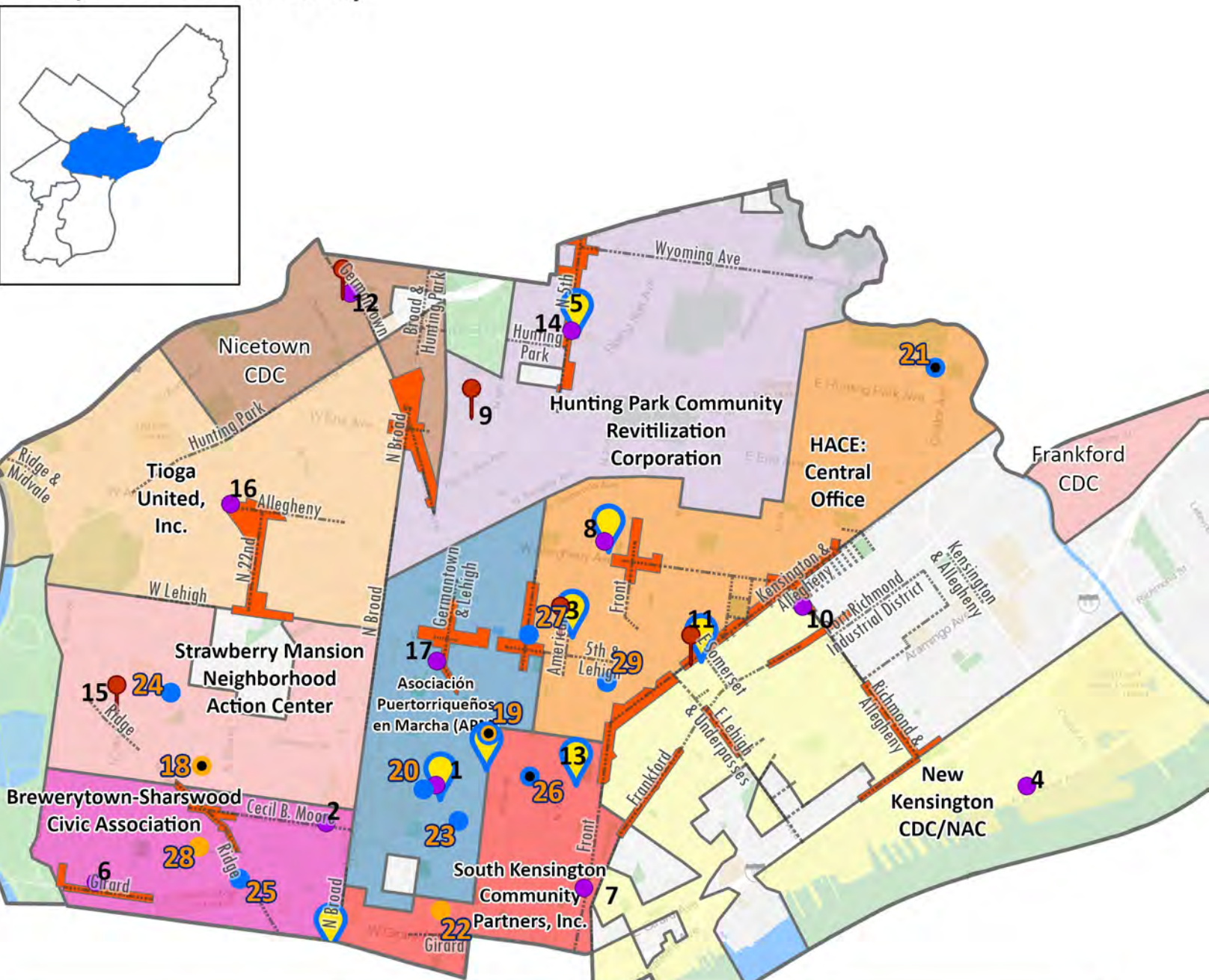
ID	ORGANIZATION	TAX CREDIT	HCA	ENERGY CENTER
1	Affordable Housing Centers of PA: Northeast Office		X	
2	Frankford CDC	X		X
3	HACE: Frankford Office		X	X
4	Mayfair BID	X		
5	Tacony CDC			

Draft 2022-2023 CAPER

FY22 & FY23 Affordable Housing Project Type

- Rental
- Rental;Special Needs
- Special Needs
- Preservation
- Energy Centers
- Housing Counseling Agency
- CDC Tax Credit Recipients
- Targeted Corridor Management

North/ River Wards Activity



ID	ORGANIZATION	TAX CREDIT	HCA	ENERGY CENTER
1	Asociación Puertorriqueños en Marcha (APM)	x	x	
2	Beech Interplex, Inc	x		
3	Congreso de Latinos Unidos, Inc.		x	x
4	Delaware River City Corporation	x		
5	Esperanza		x	
6	Fairmount Community Development Corporation	x		
7	Fishtown Kensington Area Business Improvement District	x		
8	HACE: Central Office	x	x	
9	Hunting Park NAC			x
10	Impact Services Corporation	x		
11	New Kensington CDC		x	x
12	Nicotown CDC	x		x
13	Norris Square Community Alliance		x	
14	Nueva Esperanza, Inc	x		
15	Strawberry Mansion Neighborhood Action Center, Inc.			x
16	The Allegheny West Foundation	x		
17	The Village of Arts and Humanities	x		

ID	PROJECT	UNITS
18	Rowan Judson Diamond	39
19	Hogar de Esperanza Phase III	20
20	Karen Donnally/Iris Nydia Brown Townhomes Preservation	44
21	Carl Mackley Apartments	184
22	Peg's Place	40
23	Norris Homes Phase V	133
24	Susquehanna Housing	80
25	Sharswood Phase I	60
26	8th and Berks Senior Living	44
27	Rafael Porrata-Doria Place	30
28	HELP Philadelphia VI	55
29	School of Nursing	50

FY22 & FY23 Affordable Housing Project Type

Rental

Rental;Special Needs

Special Needs

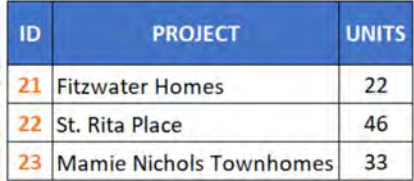
CDC Tax Credit Recipients

Energy Centers

Housing Counseling Agency

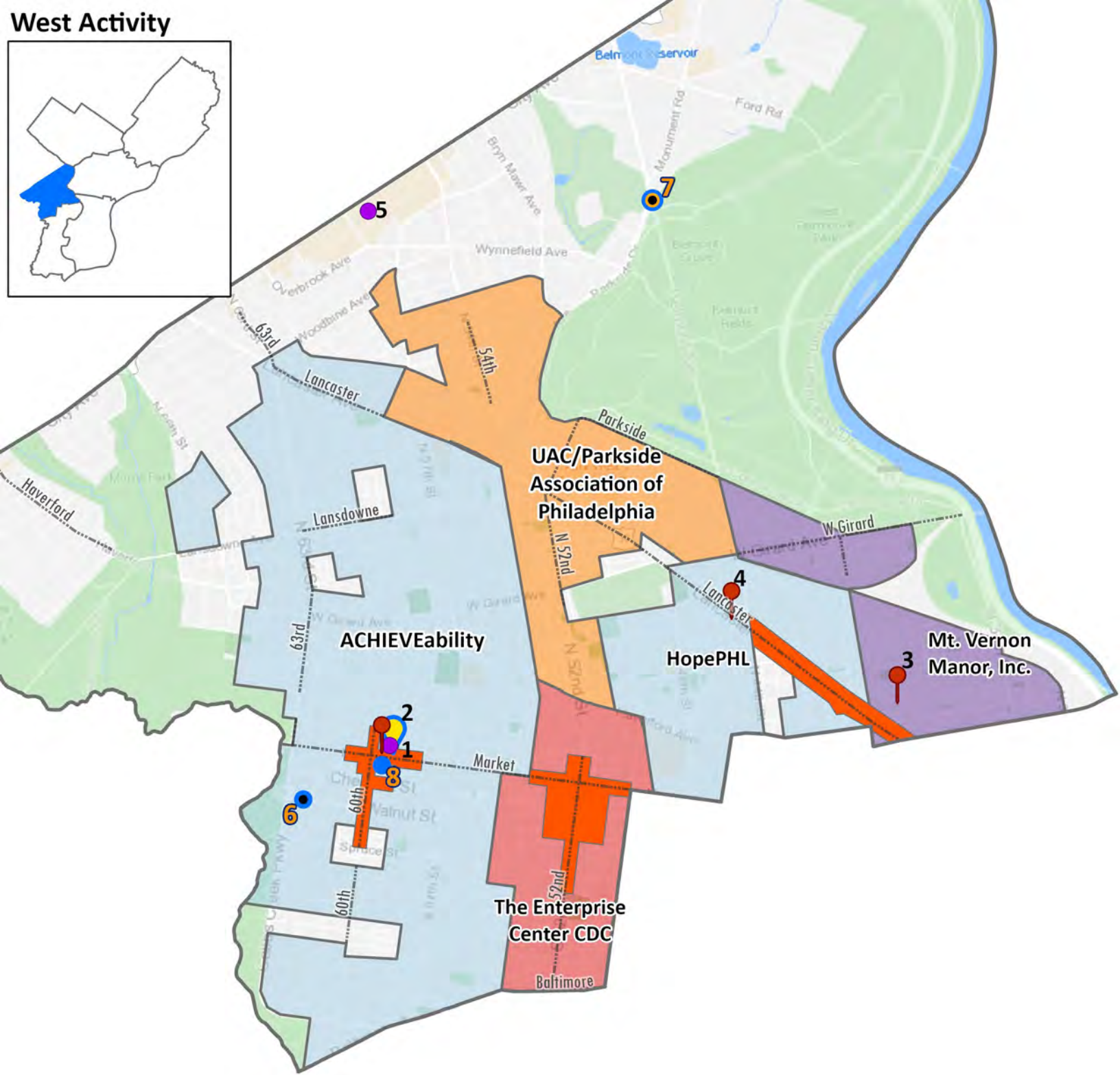
Targeted Corridor Management

A map of the five counties in the San Francisco Bay Area: Alameda, Contra Costa, San Francisco, San Jose, and Santa Clara. Contra Costa County is highlighted in blue.

Draft 2022-2023 CAPER

- Rental
- Rental;Special Needs
- Special Needs
- Preservation
- Energy Centers
- Housing Counseling Agency
- Targeted Corridor Map
- CDC Tax Credit Recipient

West Activity

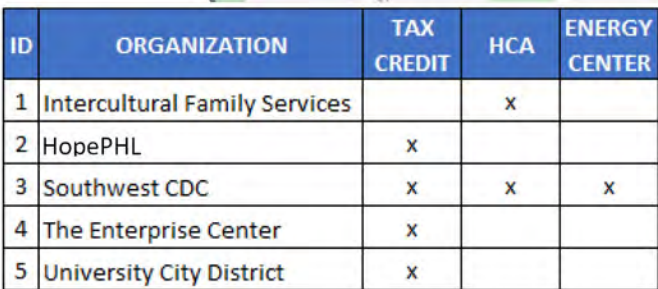


ID	ORGANIZATION	TAX CREDIT	HCA	ENERGY CENTER
1	AchieveAbility	x		x
2	Affordable Housing Centers of PA		x	
3	Mt. Vernon Manor CDC/NAC			x
4	We Never Say Never			x
5	Wynnefield Overbrook Revitalization Corporation	x		

ID	PROJECT	UNITS
6	Walnut Park Plaza	227
7	Monument Village*	60
8	Apartments at New Market West	41

FY22 & FY23 Affordable Housing Project Type

- Rental
- Rental;Special Needs
- Special Needs
- Preservation
- Energy Centers
- Housing Counseling Agency
- CDC Tax Credit Recipients
- Targeted Corridor Management

FY22 & FY23 Affordable Housing
Project Type

- Rental
- Rental;Special Needs
- Special Needs
- Preservation
- Energy Centers
- Housing Counseling Agency
- CDC Tax Credit Recipients
- Targeted Corridor Management

Place-Based Strategy Areas

