

WHAT IS NALOXONE?



- Naloxone is a life-saving medication that temporarily reverses an opioid overdose.
- Naloxone is also known as **Narcan**.
- You can get naloxone at the pharmacy. You don't need a prescription.
- Naloxone is safe and has little to no side effects.
- There are different types of naloxone:



NASAL SPRAY



INTRAMUSCULAR (IM)



AUTO-INJECTOR



WHAT ARE OPIOIDS?

- Opioids are drugs that are used to treat pain.
- Opioids can be prescribed by a doctor but can be bought and used illegally.
- Examples of opioids:
 - Heroin
 - Fentanyl (Duragesic)
 - Oxycodone (OxyContin, Percocet)
 - Hydrocodone (Vicodin, Lortab)
 - Hydromorphone (Dilaudid)
 - Methadone
 - Morphine
 - Codeine
 - Tramadol (Ultram)

RESOURCES

Learn more about Naloxone at www.bringhomenaloxone.com

Looking for Naloxone?

You can find naloxone in-person at a pharmacy with a 'Naloxone Available Here' sign or online at phillynaloxone.com or substanceusephilly.com/get-supplies

If you or someone you know are interested in treatment for substance use and are uninsured:

The CareConnect Warmline is staffed by substance use navigators to link patients to substance use treatment call (484) 278-1679 from 9am-9p, Mon-Sun.

The Behavioral Health Special Initiative can be reached at (215) 546-1200.

If you or someone you know are interested in treatment for substance use and are insured:

Call the CareConnect Warmline above

Community Behavioral Health
(888) 546-1200

The national helpline for individuals looking for treatment at 1-800-662-HELP (4357).

WHAT IS NALOXONE?



REVERSE AN OPIOID OVERDOSE
USING NALOXONE (NARCAN)

WHAT DOES AN OPIOID OVERDOSE LOOK LIKE?

⚠️ WARNING SIGNS



Dizziness



Pupils are very small



Irregular/slow breathing



Deep snoring or gurgling noises

If a person is showing these signs, make sure they are breathing and stay with them.

⚠️ SIGNS OF OVERDOSE



Not breathing



Blue or grey lips/skin/nails



Spasms & rigid muscle




Seizure-like movements

If they aren't breathing, call 911 and give naloxone.

HOW DO I USE NALOXONE?

SINGLE-STEP NASAL SPRAY



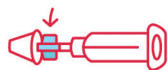
Place your thumb on plunger

Press plunger into nostril

MULTI-STEP NASAL SPRAY



1. Take off yellow caps



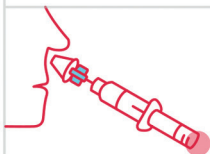
2. Screw on white cone



3. Take purple cap off of naloxone



4. Screw vial of naloxone into syringe barrel



5. Press white cone into nostril and push down on the plunger halfway in one nostril, and halfway in the other

AUTO-INJECTOR



Follow step-by-step instructions from built-in speaker

Inject into outer thigh, even through clothing

INTRAMUSCULAR



Scan the QR code or go to tinyurl.com/how2usenaloxone for instructions on how to administer intramuscular naloxone.

WHAT DO I DO AFTER I USE NALOXONE?

IF BREATHING

Put person in **recovery position**



- Hand supports head
- Knee prevents body from rolling onto stomach

Stay with person until help arrives.

IF NOT BREATHING

Give **rescue breaths**



- Tilt head back
- Pinch nostrils closed, give 1 breath every 5 seconds

Give rescue breaths until breathing starts or help arrives.

SHOULD I GIVE A **SECOND DOSE** OF NALOXONE?

- If person doesn't start breathing in 2-3 minutes, give second dose of Naloxone
- If person stops breathing after first dose (during recovery), give second dose of Naloxone immediately
- FYI: Naloxone can wear off and result in secondary overdose. Stay with individual until EMS arrives!