

# PHILADELPHIA'S PRISON POPULATION | JULY 2023



MacArthur Safety and Justice Challenge

First Judicial District of Pennsylvania  
Department of Research and Development

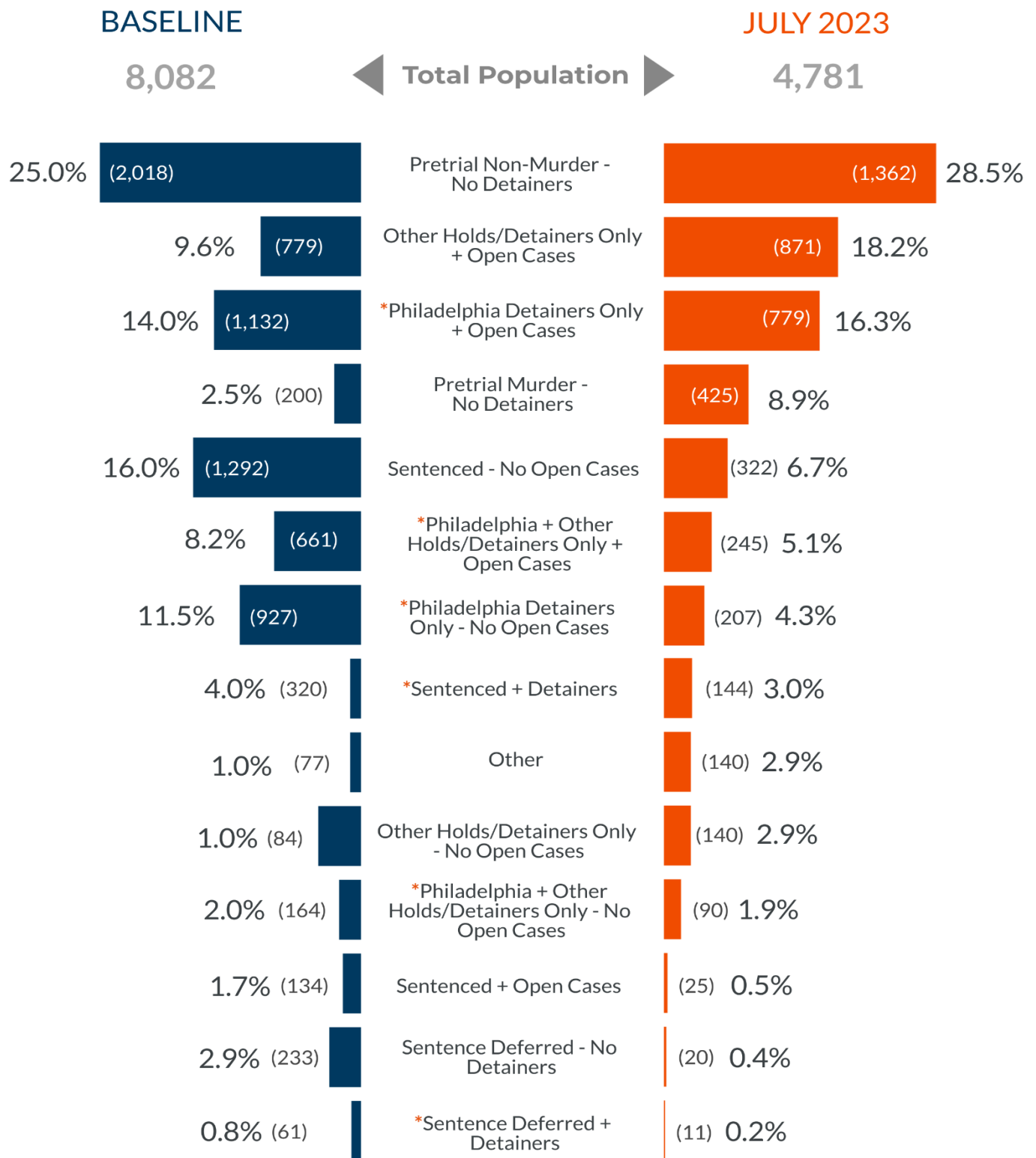


In 2016, Philadelphia received \$3.5 million dollars as part of the MacArthur Foundation's Safety and Justice Challenge - a national initiative to decrease local jail populations and address racial, ethnic, and economic disparities in the criminal justice system. Philadelphia implemented a number of collaborative reform measures with justice and behavioral health partners. Efforts to achieve a 50% reduction in the city's prison population were bolstered by an additional \$4 million dollars awarded in October 2018. To date, Philadelphia's prison population is down **40.8%** from **8,082 in July 2015 (Baseline)** to **4,781 in July 2023**. This summary report provides a high level glance at progress by comparing the current population to baseline data.



# CONFINEMENT CATEGORY \* COMPARISON

Note: Counts are noted in parentheses

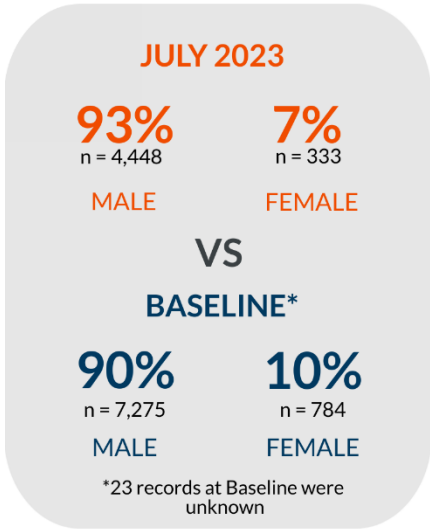


\*Detailed description of confinement categories can be found here: <http://bit.ly/2TjoVQS>

Note: All Philadelphia detainer categories also include those issued on special probation cases at the request of Pennsylvania State Parole. A sentencing judge may request, while retaining their decision-making power, the Pennsylvania Parole Board to supervise certain people released from state custody, known as 'special probation' cases.

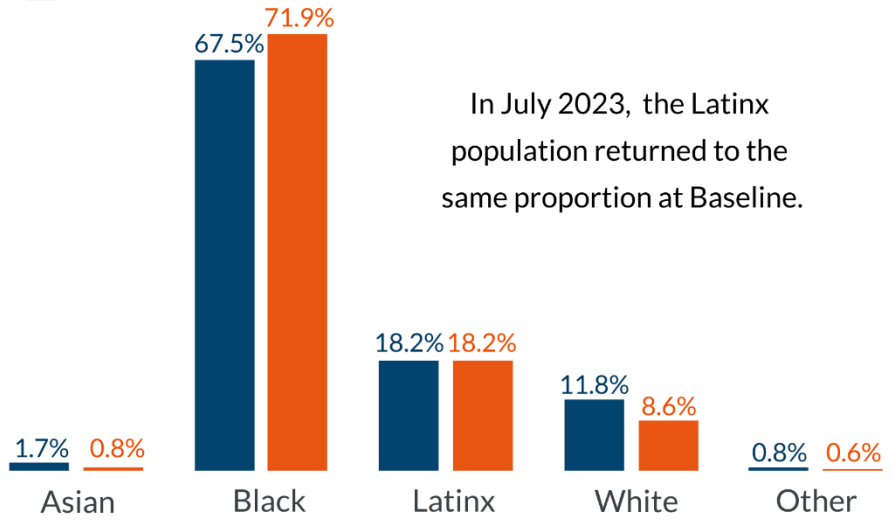
# POPULATION OVERVIEW

## SEX

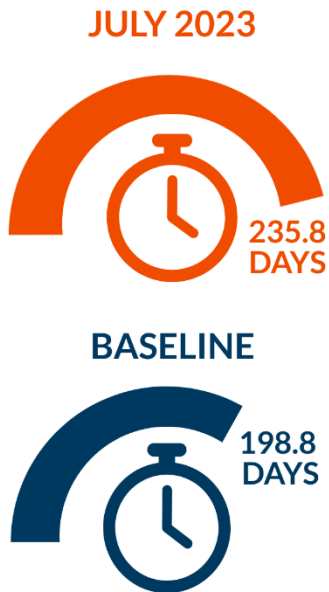


■ CURRENT  
■ BASELINE

## RACE/ETHNICITY

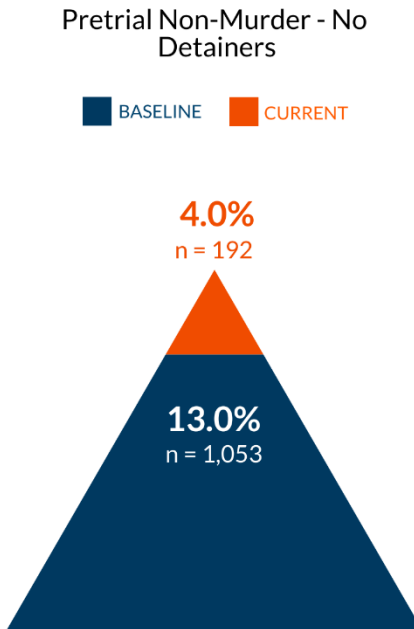


## LENGTH OF STAY\*




\*Length of stay (LOS) figures are for individuals who were still in custody at the time of the data extraction, as opposed to LOS for people who were released.

## CASH BAIL (Under \$50,000)



These folks would need to post 10% of their monetary bail to be released from prison.

## SERIOUSLY MENTALLY ILL (SMI)

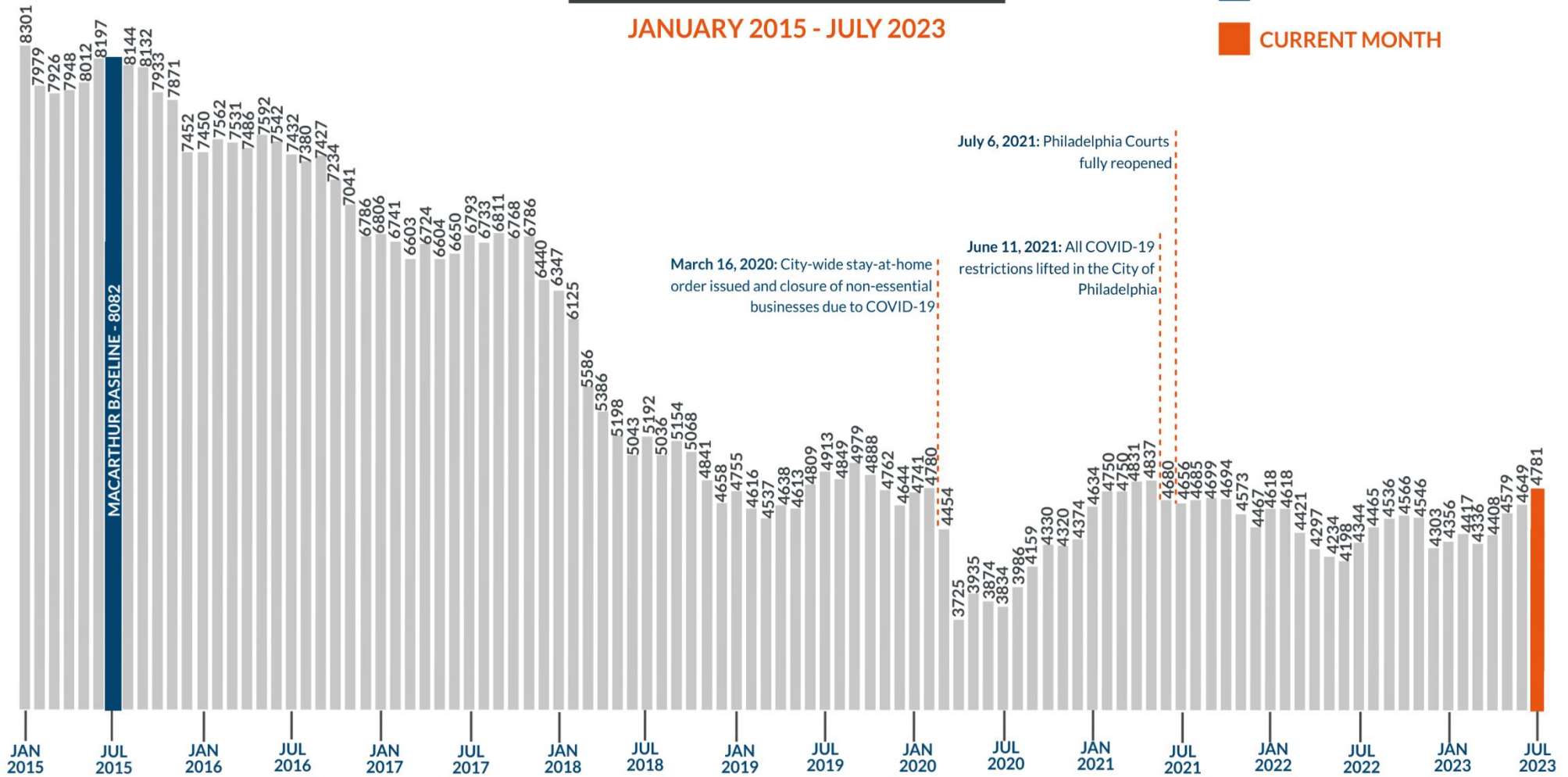




# Philadelphia Prison Population

JANUARY 2015 - JULY 2023

**■** BASELINE  
**■** CURRENT MONTH



Note: Due to scaling issues in previous reports this graph was redesigned in January 2020, and all archival reports were updated.