

## About this Report

This document is a report from the Philadelphia Department of Labor's **Office of Labor Standards** and the **Office of Worker Protections** from January 2023 through June 2023. This report is published twice a year.

*The information is a summary as actual numbers may vary.*

Access previous **Labor Policy and Compliance Reports** here. 

## Labor Policy and Compliance Unit Overview

**\$135,104.59**

Total Finances Recovered

**18**

Total Staff

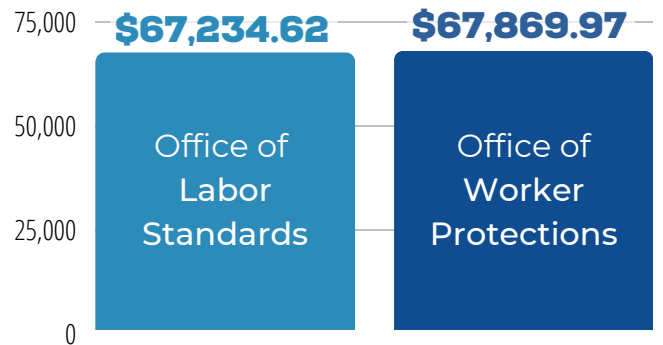
**53**

Total Violations

**12**

Total Laws Enforced

### Total Finances Recovered



Fiscal Year 2023 Operating Budget is available online here. 

## Office of Worker Protections

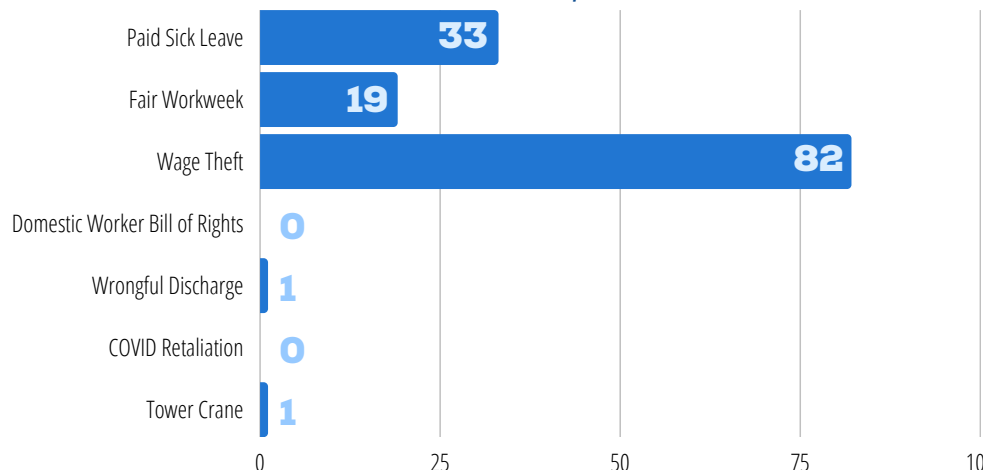
**136**

Total Complaints Filed  
between Jan. 1, 2023  
and Jun. 30, 2023

**649**

Total Inquiries  
between Jan. 1, 2023  
and Jun. 30, 2023

### Total Complaints Filed



**61**

Total Cases Closed between Jan. 1, 2023 and Jun. 30, 2023

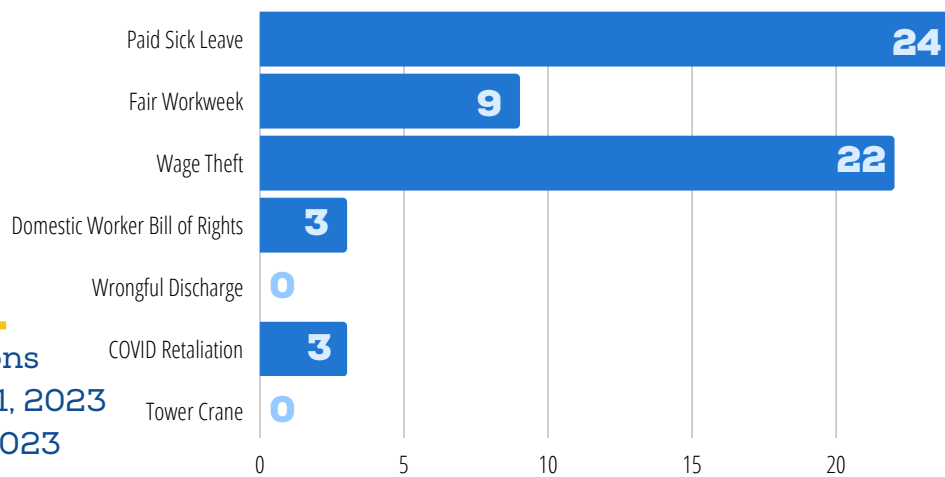
**22**

Total Violations between Jan. 1, 2023 and Jun. 30, 2023

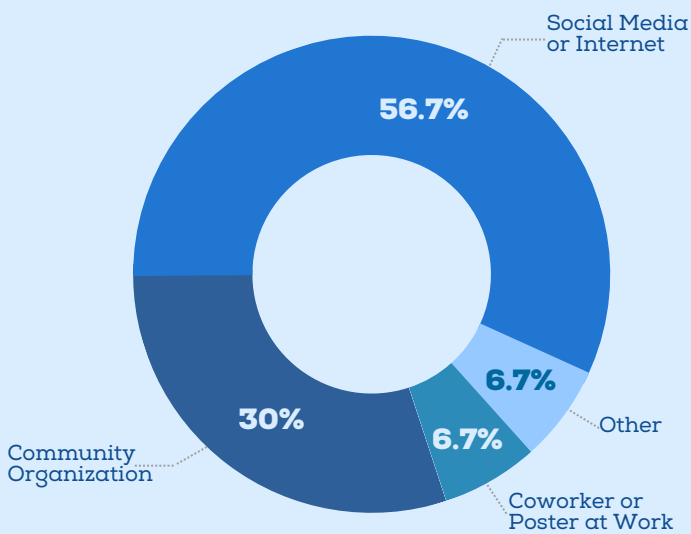
**14**

Total Mediations between Jan. 1, 2023 and Jun. 30, 2023

Total Cases Closed



How Complainants Heard of Office of Worker Protections



**\$250,000**

Total Funds distributed to 14 Community Partners through the Community Outreach and Education Fund

**19**

Total events between Jan. 1, 2023 and Jun. 30, 2023

**25**

Total Languages resources are available in

**42**

Trusted Community Partners engaged to distribute resources

**Bad Actors**

**What is a Bad Actor?**

Bad actors are employers who are delinquent on resolving violations or are unresponsive.

**Employers will be removed from this list upon compliance.**

Employer	Number of Violations
Frank Fleming's General Contractors	2
Divine Mercy Homecare	2
Flexright Solutions	1
Vesbro/Escape Room Philly	1
Pavescapers	1
Plenty Cafe	2



Carvalho Construction was removed from this list upon meeting requirements outlined in the case's investigation determination letter.