

Labor Policy and Compliance Report January 2022- December 2022

This document is a report from the Office of Labor Standards and the Office of Worker Protections from January 2022 through December 2022. The information is a summary as actual numbers may vary.

**Fiscal Year 2023
Operating Budget is
available online.**

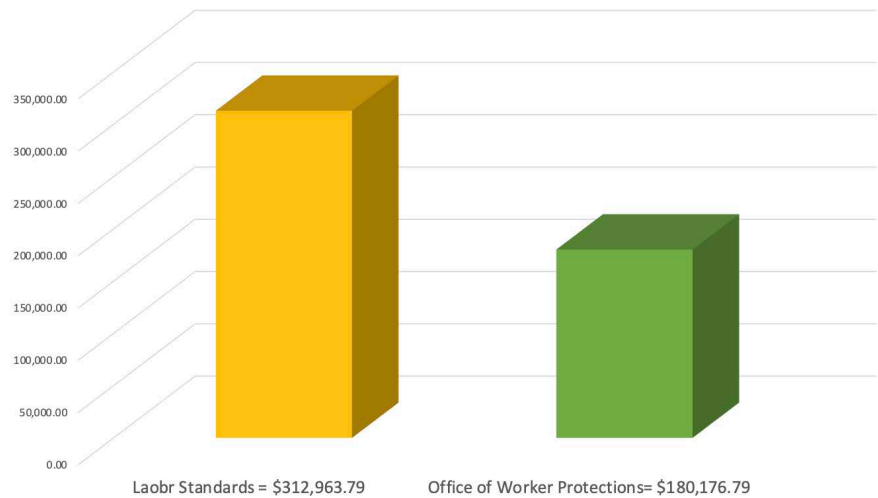
Total Finances Recovered:
\$493,140.58

Total Violations:
56

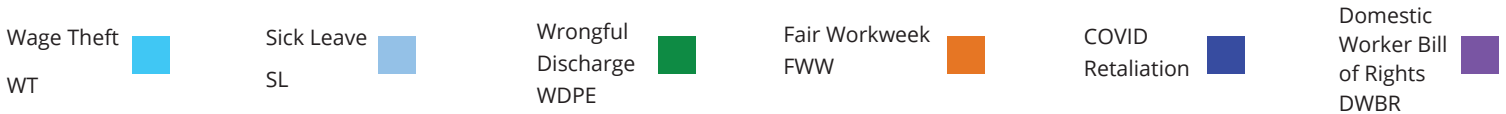
Total Staff:
15

Laws Enforced:
12

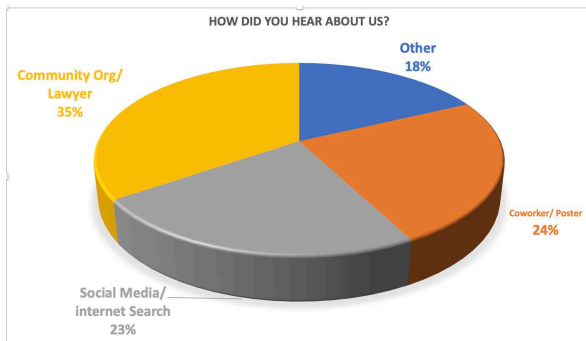
Jan 2022- Dec 2022
Labor Policy and Compliance
Total Finances Recovered= \$493,140.58



The following is a description of color coding for the Office of Worker Protection complaint based laws.



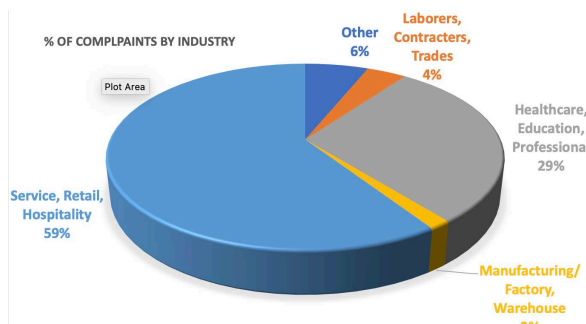
Information on how complainants heard about the office for Jan 2022- Dec 2022



Total complaints filed in Jan 2022 to Dec 2022.



Information on complaints by industry for Jan 2022- Dec 2022



Total cases closed Jan 2022 to Dec 2022



Bad Actors

Bad actors are employers who are delinquent on resolving violations or are unresponsive.

Company Name / # of incidents :

Pavescapers / 1

Frank Fleming's General Contractors / 2

Plenty Cafe / 2

Divine Mercy Homecare / 2

Flexright Solutions / 1

Carvallo Construction LLC / 2

Vesbro/ Escape Room Philly / 1

Employers will be removed from this list upon compliance.

The Office of Worker Protections **Jan 2022- December 2022**

Total Inquiries: 935

Total Complaints Filed: 195

Total Violations: 17

Total Mediations: 13

Total Complaints Withdrawn: 33

Total Outreach Events: 45