

## Labor Policy and Compliance Report January 2022- June 2022

This document is a report from the Office of Labor Standards and the Office of Worker Protections from January 2022 through June 2022. The information is a summary as actual numbers may vary.

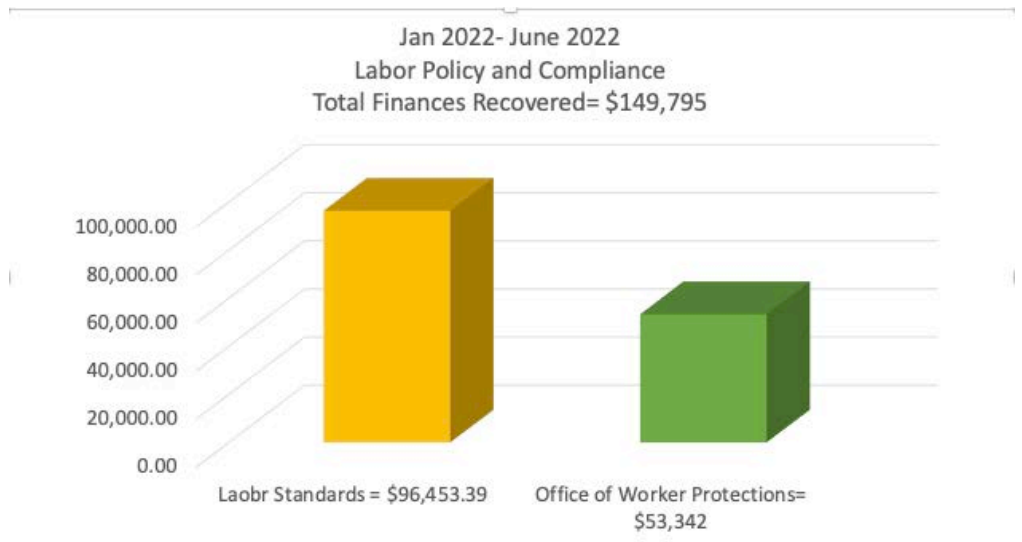
**Fiscal Year 2022 Operating Budget is available online.**

Total Finances Recovered:  
\$149,795

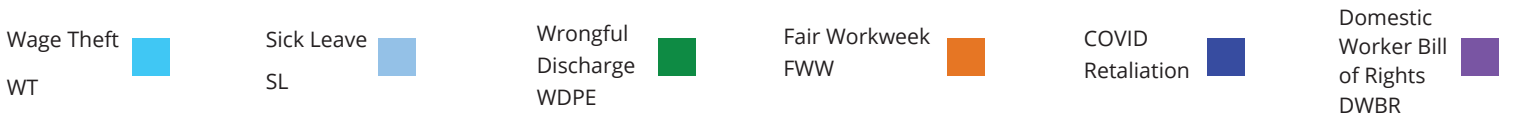
Total Violations:  
11

Total Staff:  
15

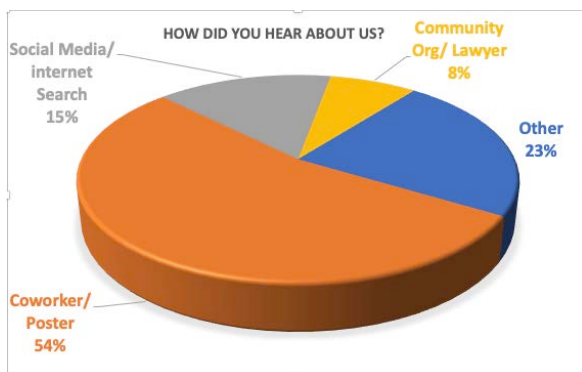
Laws Enforced:  
12



The following is a description of color coding for the Office of Worker Protection complaint based laws.

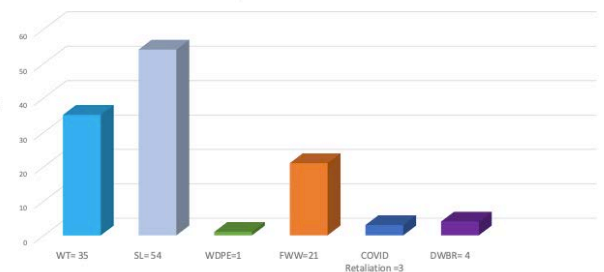


Information on how complainants heard about the office for Jan 2022- June 2022

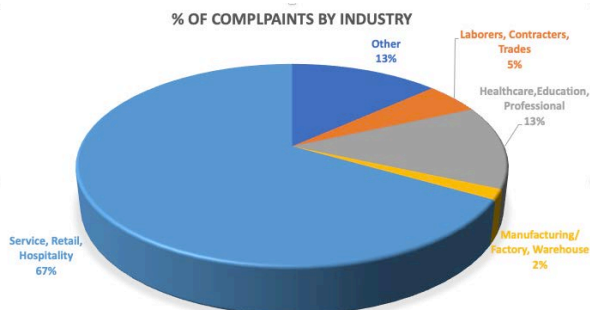


Total complaints filed in Jan 2022 to June 2022.

Jan 2022- June 2022  
Total Complaints Filed 2022= 118

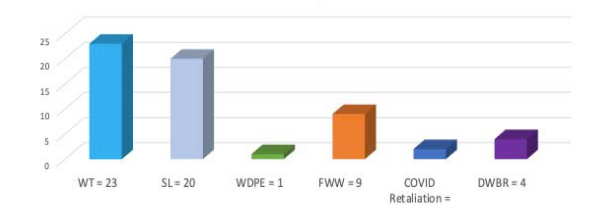


Information on complaints by industry for Jan 2022- June 2022



Total cases closed Jan 2022 to June 2022

Jan 2022- June 2022  
Office of Worker Protections Resolved Complaints = 200



---

### **Bad Actors**

Bad actors are employers who are delinquent on resolving violations or are unresponsive.

Company Name / # of incidents :

Pavescapers / 1

Frank Fleming's General Contractors / 2

Plenty Cafe / 2

Milo Restaurant / 2

Divine Mercy Homecare / 2

Flexright Solutions / 1

Carvallo Construction LLC / 2

Vesbro/ Escape Room Philly / 1

Employers will be removed from this list upon compliance.

---

### **The Office of Worker Protections**

**Jan 2022- June 2022**

---

Total Inquiries: 675

Total Complaints Filed: 118 Total

Violations: 11

Total Mediations: 11

Total Complaints Withdrawn: 11

Total Outreach Events: 12