

Carousel House Rebuild Design Workshop

February 22, 2022
6:00PM-8:00PM



DIGSA

studiopacifica



AGENDA

01

**About the
Project**

02

**Existing
Conditions**

03

**Proposed
Spaces**

04

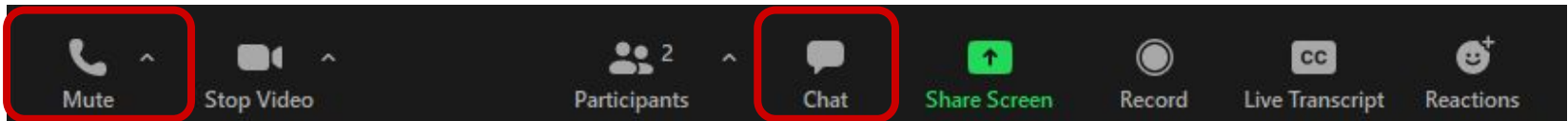
**Breakout
Stations**

Meeting Ground Rules

- Please keep your microphone muted during the presentation. At the end of the presentation and during the breakout sessions, you may unmute and speak to share your thoughts and questions.
- Feel free to use the chat to ask questions and share ideas throughout the meeting.

Mute button

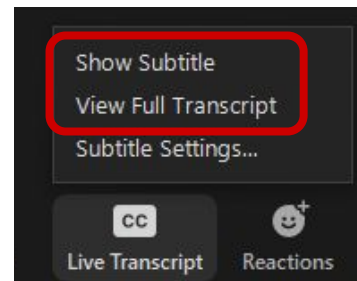
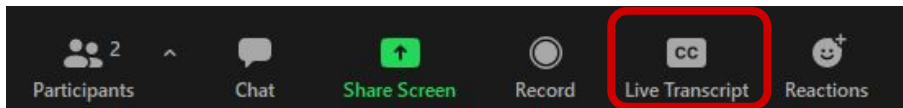
“Chat” to type



How to View Closed Captions

- Click on the “CC” (closed captioning) button to view the live transcript.
- You can either choose “Show Subtitles” or “View Full Transcript”
- The ASL interpreters are Megan Toomey and Kerry Patterson

[Click on “CC” for closed captions](#)



**Welcome from Rebuild
Executive Director,
Kira Strong**

**Welcome from
Philadelphia Parks and
Recreation Commissioner,
Kathryn Ott Lovell**

**Welcome from Joshua
Cohen, Chief of Staff,
City Councilmember
Curtis Jones, Jr.**



01 About the Project

Project Goals

The Rebuild project at Carousel House will consist of replacing the existing building with a **new facility that will retain all former programming and be inclusive for all.**

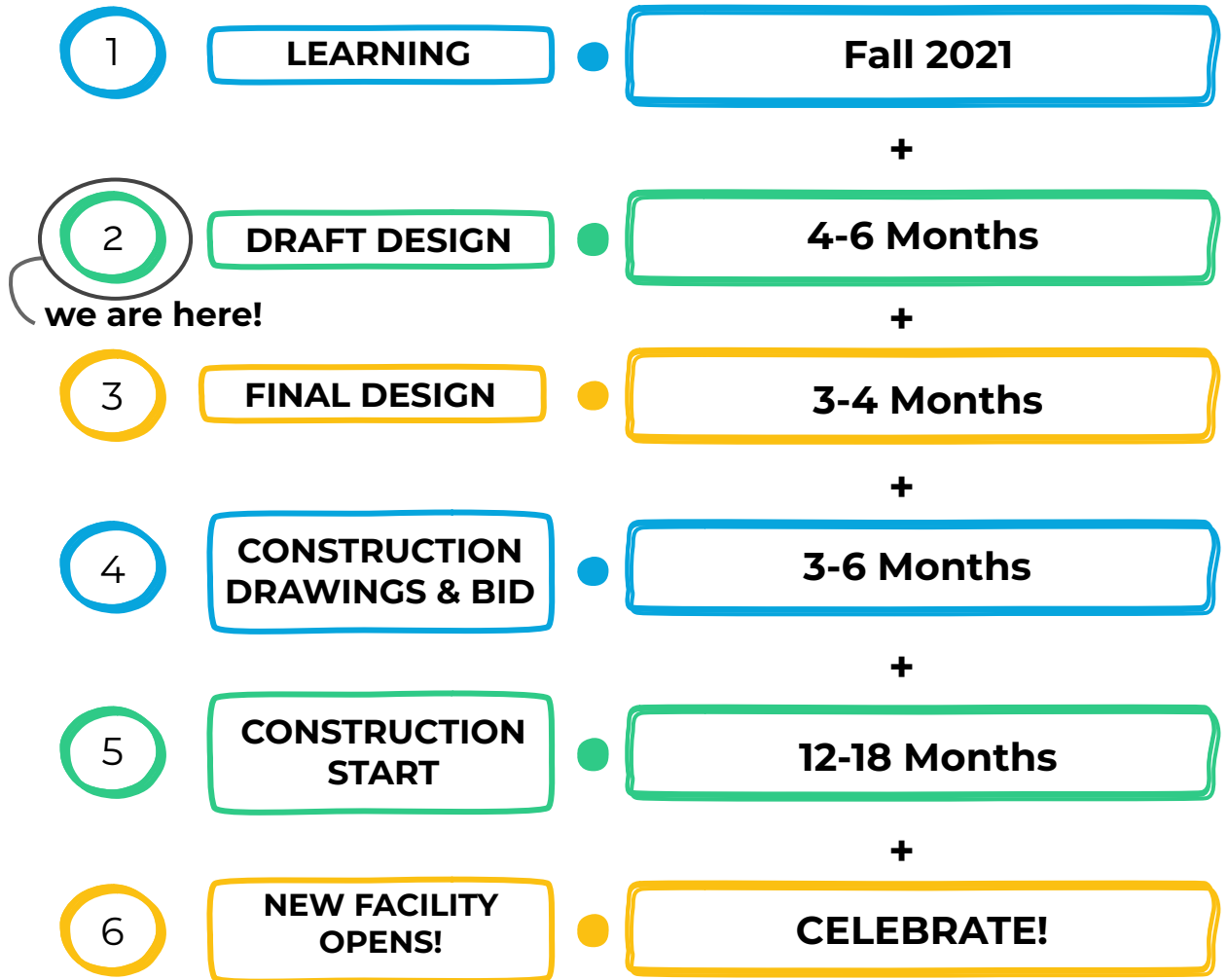
Rebuild's commitment is to

- Acknowledge history
- Engage the community
- Invest intentionally



Typical Rebuild Project Timeline

Total project duration:
2-4 years



Project Lead: Rebuild

Community involvement is central to **Rebuild's** mission: To make physical improvements at neighborhood parks, playgrounds, recreation centers, and libraries informed by community input and engagement processes that leverage residents' knowledge, power, and expertise.



Amanda Colon-Smith
Community Engagement
Director



Heather McClain
Community Engagement
Manager



Kara Medow, AIA
Senior Design and Construction
Project Manager

Project Design: DIGSAU and Studio Pacifica

DIGSAU is a Philadelphia-based architecture studio and a nationally-recognized leader in the design of meaningful buildings.

Studio Pacifica is a specialized consulting practice driven by a belief in universal design that translates into built environments that work for people of all abilities and ages.

DIGSA



Jules Dingle, FAIA



Sarah Curry



Jeff Goldstein, FAIA

studiopacifica



Karen L Braitmayer, FAIA

Community Engagement: Community Capacity Builders

Community Capacity Builders (CCB) is working with Rebuild to build relationships and engage community members in the Carousel House Rebuild project. CCB centers the voices and expertise of site users and residents in the design process.



Donna Griffin



Jenny Chen



Meg Lemieur



Marangeli Mejia-Rabell

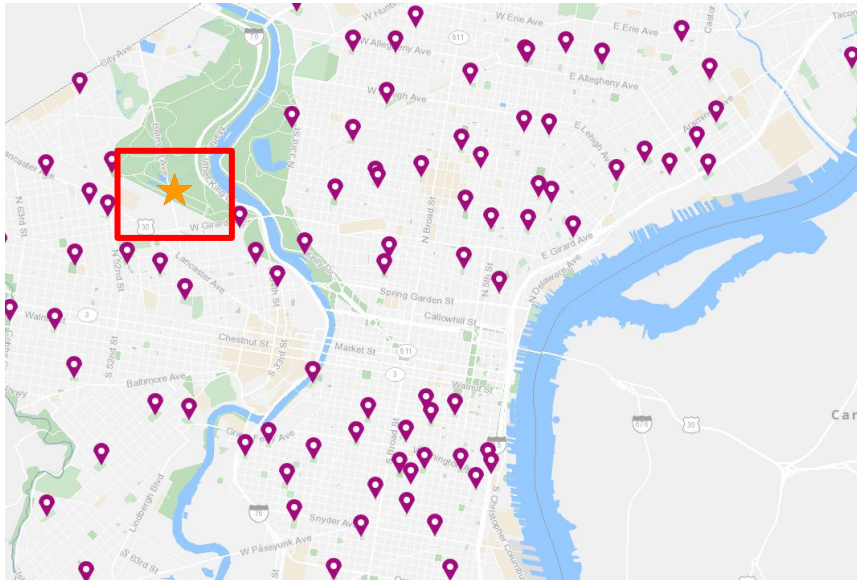


02

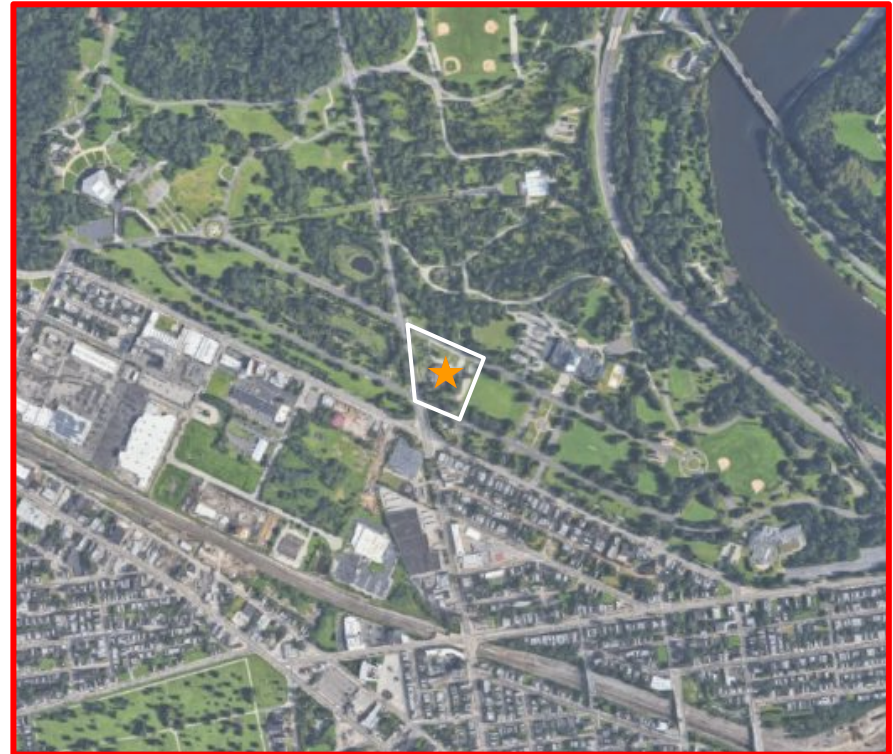
Existing Conditions

Neighborhood Context

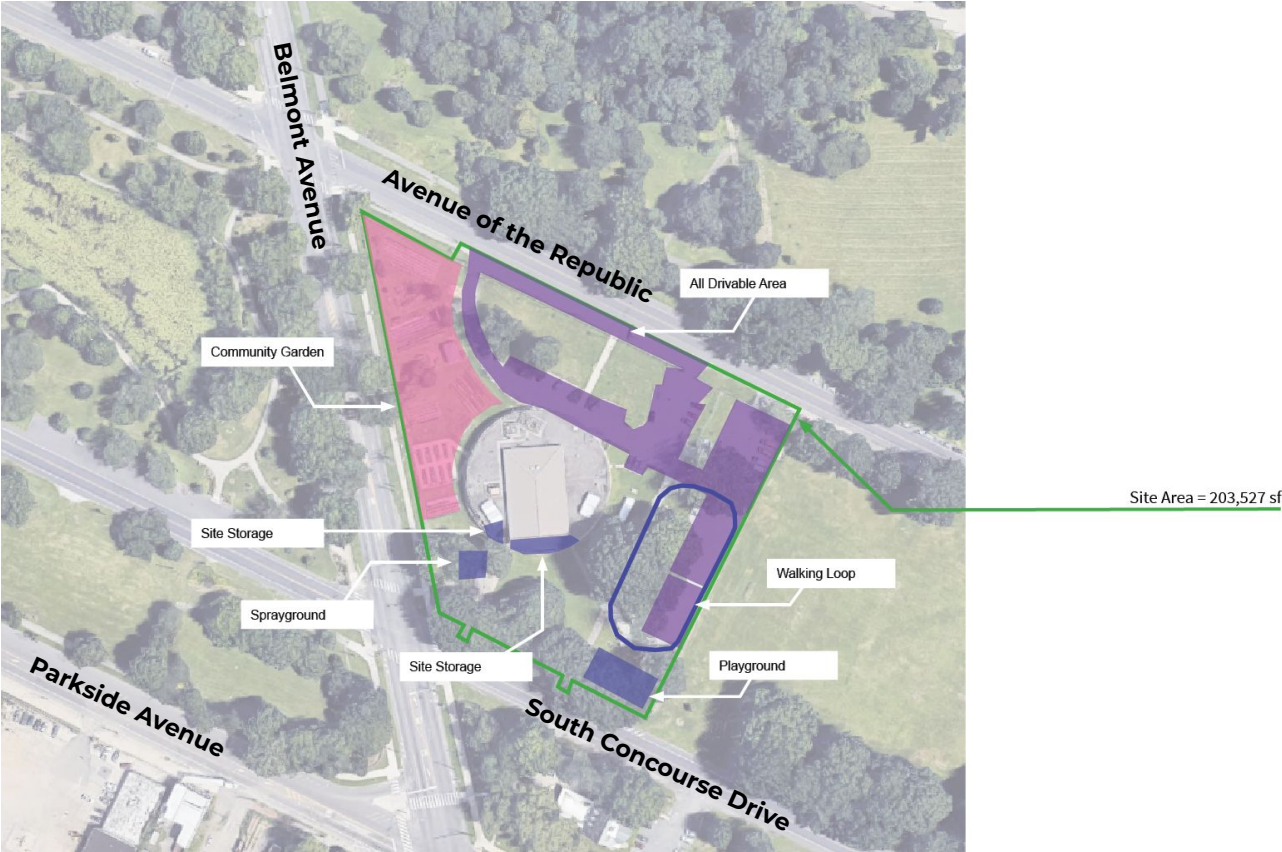
Philadelphia Recreation Centers



★ = Existing Carousel House



Existing Site Features



Existing Outdoor Spaces



Playground



Playground

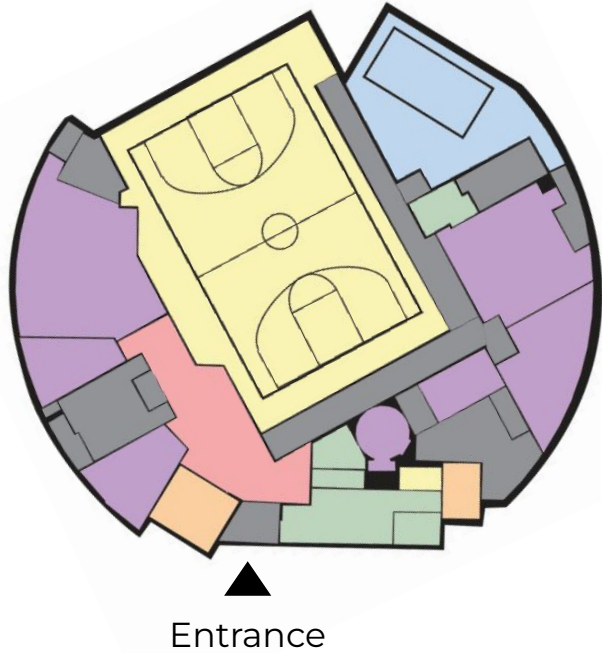


Outdoor walking loop

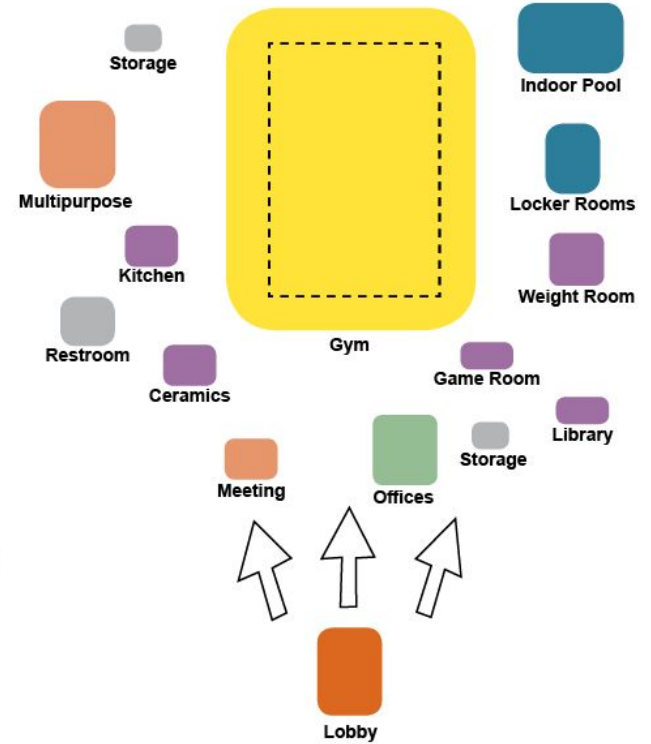
Existing Outdoor Spaces



Existing Indoor Spaces



- Lobby/Reception
- Meeting/Classrooms
- Office
- Basketball Court
- Pool + Pool Deck
- Other Recreation
- Mech/Storage/Circ



Existing Indoor Spaces



**The Gym at the existing
Carousel House.**



**The Fitness and Weight
Room at the existing
Carousel House.**



**The Gym at the existing Carousel
House.**

Existing Indoor Spaces



The Carousel Horse Sculpture at the existing Carousel House.



The Pool at the existing Carousel House.



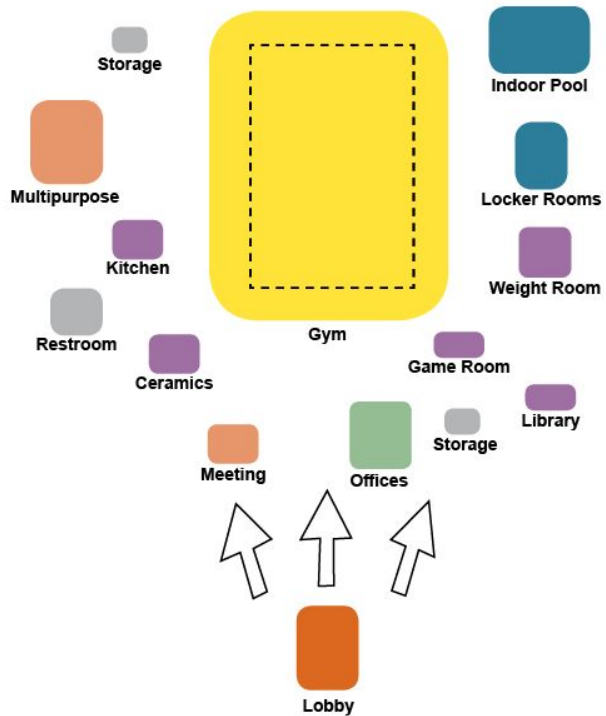
The Ceramics room at the existing Carousel House.



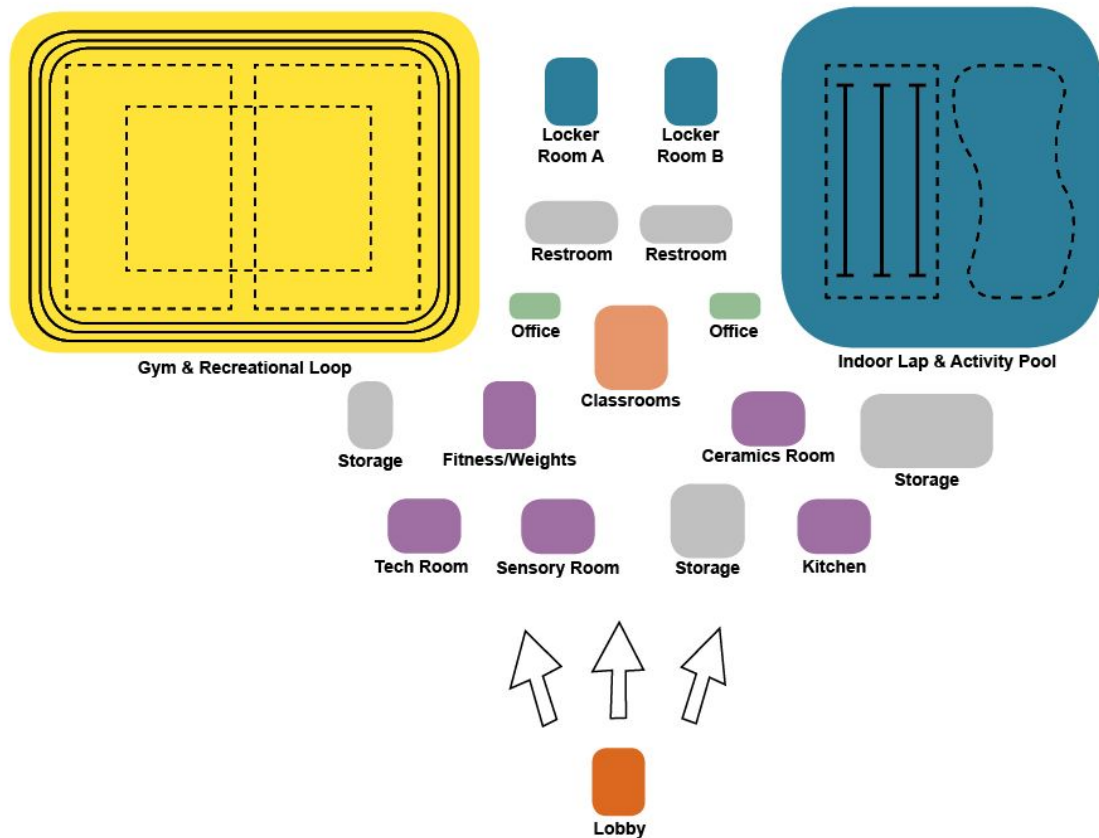
03

Proposed Spaces

Existing Facility



Proposed New Facility



Entry & Lobby

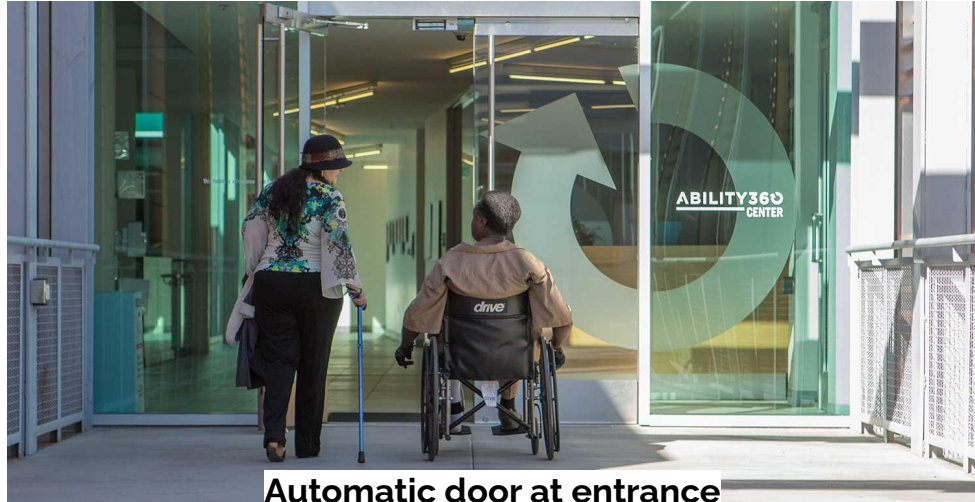


Wide ramp to community center entrance
with textured strip on ground




Colorful entrance to community
center with seating outside

Entry & Lobby



Automatic door at entrance



Reception desk and open, high-ceiling lobby at entrance

Entry & Lobby




Reception desk with accessible knee clearance




Reception desk and ping-pong tables in a lobby

Gym



Gym with two basketball courts



Gym with basketball court and bleachers

Gym



Community dinner hosted in a gym

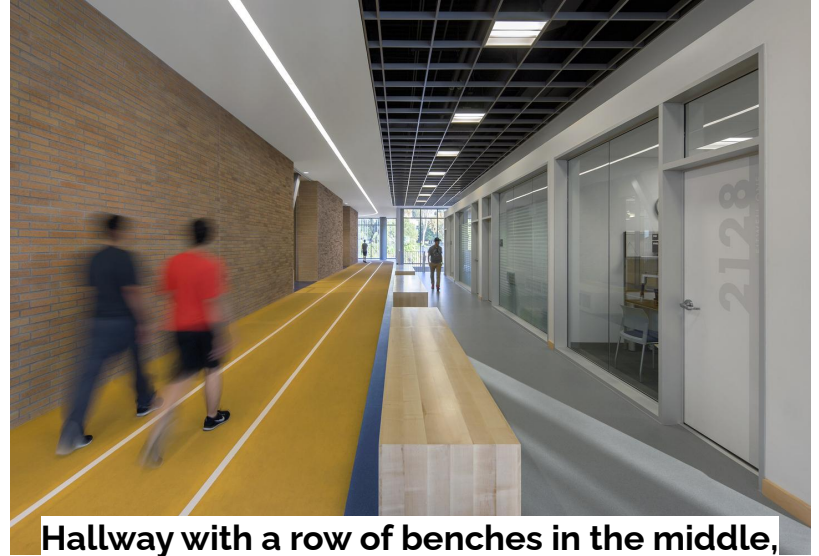


Gym used for gymnastics

Recreational Loop

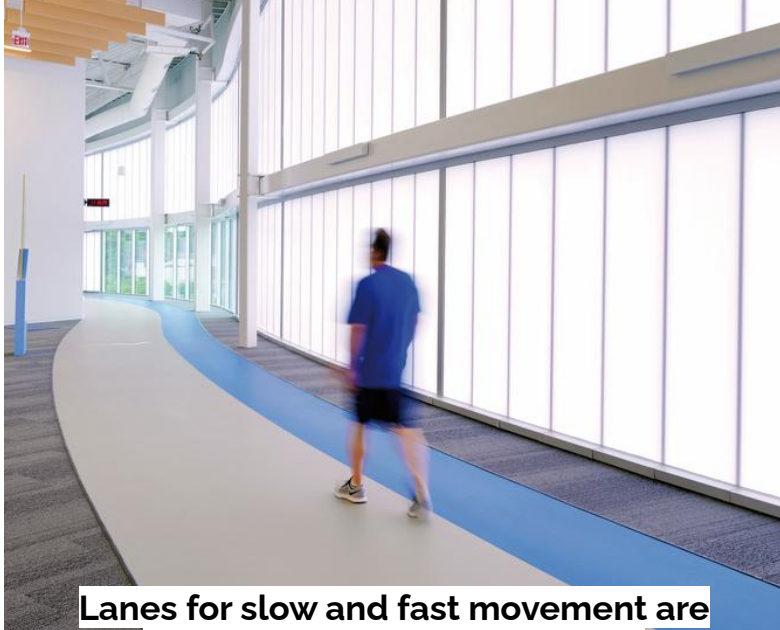


Track lanes painted on the floor in a wide hallway




Hallway with a row of benches in the middle, with track lanes painted on the floor on one side

Recreational Loop



Lanes for slow and fast movement are marked on floor in the hallway



Track lanes painted on the floor in a wide hallway

Recreational Loop

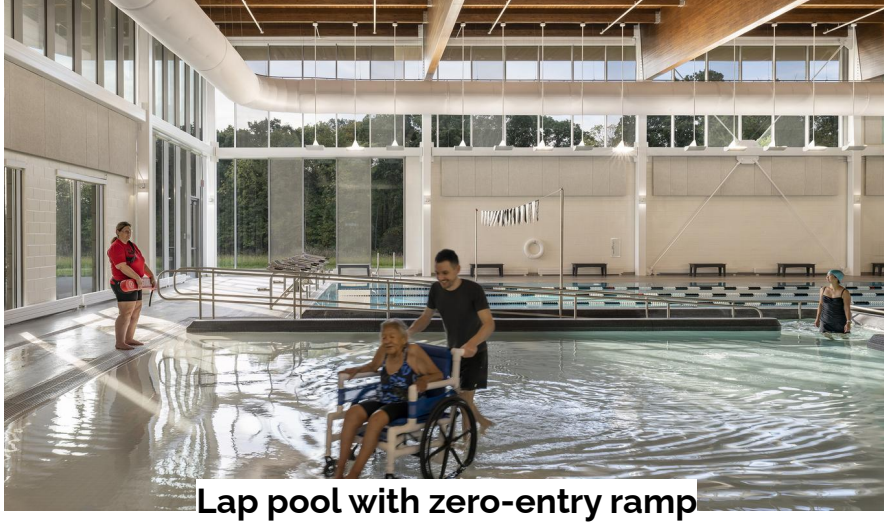


A wide hallway with treadmills to one side, and a few track lines painted on the floor



Track lanes painted on the floor outside the boundaries of a basketball court

Lap & Activity Pool



Lap & Activity Pool



Activity pool with zero-entry ramp




Activity pool with curved ramp

Locker Rooms



Locker room with clear floor space in front of lockers and back-supporting benches



Wide locker room with clear floor space in front of lockers

Locker Rooms



Locker room with wheelchair storage



Locker room with clear floor space in front of lockers

Locker Rooms



Shower/changing room with accessible fixtures



Shower room with accessible fixtures

Classrooms & Multi-Purpose Rooms



Meeting room with long tables and a TV screen



Classroom with computer desks and tables for small groups

Classrooms & Multi-Purpose Rooms



Large room for performances



Open room with space for yoga mats



04

Breakout Stations

Breakout Room Discussion

Share your thoughts and priorities for the new facility! You will be put into one of 6 breakout rooms where you can ask questions and share ideas. During each discussion round in your breakout room, your group will focus on a different topic:

- New Facility Spaces and Programs (Gym, Pool, Locker Rooms)
- New Facility Spaces and Programs (Classrooms and Multi-Purpose Rooms, Fitness Room, Ceramic/Arts Room)
- New Facility Layout
- Accessible Features
- Outdoor Spaces
- Getting to the New Facility

Instructions

- You will be placed in a breakout room with other participants.
- A Rebuild staff person will join your breakout room to lead one of the 6 breakout discussions for 10 minutes.
- After each 10-minute discussion, you will be joined by a different Rebuild staff person who will lead a different topic with your group.
- At the end of the hour, you and your group will have had a chance to share your ideas and priorities for each of the six topics.
- At any time, you may rejoin the main room to take a break from the discussion or share other ideas with Rebuild staff that are not covered in the discussion topics.
- If you require sign language interpretation, please direct message Jenny Chen in the chat and we will ensure there is an ASL interpreter in your breakout room.

Next Steps

- **Spread the word about the In-Person Carousel House Design Workshop!**
 - Thursday, 2/24, 5:30PM-7:30PM
 - Gustine Recreation Center
- **Check your email next week for a:**
 - Recording of the meeting
 - Survey to share with other stakeholders and community members who did not attend the Design Workshop

Thanks!

STAY IN TOUCH!

- **Rebuild**

- Amanda Colon-Smith, Amanda.Colon-Smith@phila.gov
- Rebuild, rebuild@phila.gov

- **Community Capacity Builders**

- Donna Griffin, donna@ccbconsult.org
- Jenny Chen, jenny@ccbconsult.org