

Labor Policy and Compliance Report January 2021 - June 2021

This document is a report from the Office of Labor Standards and the Office of Worker Protections from January 2021 through December 2021. The information is a summary as actual numbers may vary.

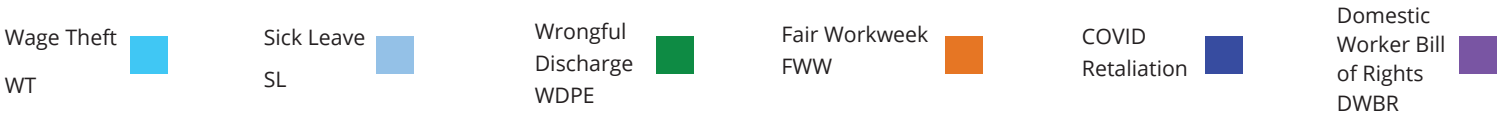
Fiscal Year 2021 Operating Budget can be found [here](#).

Total Finances Recovered: \$195,627
Total Violations: 64
Total Staff: 16
Laws Enforced:

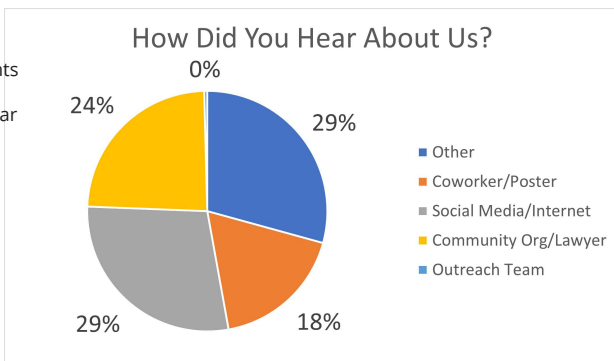
**Jan 2021 - Dec 2021
Labor Policy and Compliance
Total Finances Recovered = \$ 195,627**



The following is a description of color coding for the Office of Worker Protection complaint based laws.



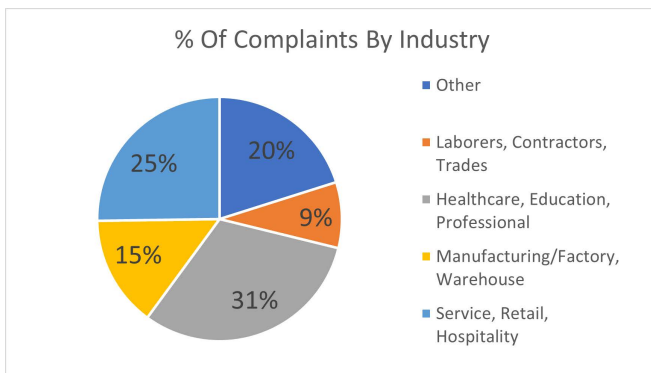
Information on how complainants heard about the office for calendar year 2020 and 2021.



Total complaints filed in Jan 2021 to June 2021.



Information on complaints by industry for calendar year 2020 and 2021.



Total cases closed Jan 2021 to June 2021



Bad Actors

Bad actors are employers who are unresponsive, delinquent on resolving a violation, or are repeat violators.

Company Name / # of incidents :

- Pavescapers / 1
- Frank Fleming's General Contractors / 2
- Plenty Cafe / 2
- Milo Restaurant / 2
- Divine Mercy Homecare / 2
- Flexright Solutions / 1
- One Shot Coffee and Cafe / 1
- Carvallo Constrution LLC / 2
- Condesa Restaurant/ 400 Rabbits LLC / 1
- Vesbro/ Escape Room Philly / 1

Employers will be removed from this list upon compliance.

The Office of Worker Protections Jan 2021- June 2021

- Total Inquiries: 378
- Total Complaints Filed: 254
- Total Violations: 24
- Total Mediations: 24
- Total Complaints Withdrawn: 8
- Total Outreach Events: 62

2020-2021 Complaint Turnaround Time

