

**RESPONSE TO**  
**PUBLIC ADVOCATE'S INTERROGATORIES**  
**AND**  
**REQUESTS FOR PRODUCTION OF DOCUMENTS**  
**QUESTIONS 1-11**

**Dated: April 2021**

**PA-XIII-1.** PLEASE PROVIDE A COPY OF MS. LA BUDA'S MARCH 22<sup>ND</sup> MEMO TO  
THE CITY'S DIRECTOR OF FINANCE CONCERNING FUNDS AVAILABLE  
TO THE CITY OF PHILADELPHIA UNDER THE AMERICAN RESCUE  
PLAN (ARP).

**RESPONSE:**

Please see response attachment PA-XIII-1.

**RESPONSE PROVIDED BY:** Philadelphia Water Department

**PA-XIII-2.** PRIOR TO THE MARCH 22<sup>ND</sup> MEMO, PLEASE PROVIDE ANY  
CORRESPONDENCE BETWEEN THE WATER DEPARTMENT AND THE  
CITY WITH RESPECT TO SEEKING ASSISTANCE AND SUPPORT FOR  
FUNDS UNDER THE AMERICAN RESCUE PLAN OR ANY OTHER COVID-  
19 PANDEMIC AID.

**RESPONSE:**

Please see response attachment PA-XIII-2.

**RESPONSE PROVIDED BY:** Philadelphia Water Department

1 **PA-XIII-3.** REFERENCE THE FOLLOWING STATEMENT FROM THE MARCH 26, 2021  
2 LETTER FROM THE DIRECTOR OF FINANCE TO PWD'S DEPUTY WATER  
3 COMMISSIONER: "AS YOU KNOW, THE OFFICE OF THE DIRECTOR OF  
4 FINANCE HAS BEEN DOING AN ANALYSIS TO DETERMINE WHETHER  
5 WE SHOULD CHANGE THE WAY PENSION COSTS ARE ALLOCATED  
6 AMONG THE CITY'S VARIOUS FUNDS GOING FORWARD."

7 A. PLEASE STATE THE DATE ON WHICH PWD WAS INFORMED THAT THE  
8 OFFICE OF THE DIRECTOR OF FINANCE WAS CONDUCTING THE  
9 PENSION COST ANALYSIS DESCRIBED.

10 B. PLEASE PROVIDE COPIES OF ALL CORRESPONDENCE (WRITTEN,  
11 ELECTRONIC OR OTHERWISE) BETWEEN THE PWD AND THE OFFICE  
12 OF THE DIRECTOR OF FINANCE REGARDING THE PENSION COST  
13 ANALYSIS DESCRIBED.

14 C. PLEASE PROVIDE COPIES OF ANY WORKBOOKS, SPREADSHEETS,  
15 PRESENTATIONS, CALCULATIONS, MATERIALS, OR OTHER  
16 DOCUMENTS PREPARED BY PWD OR THE OFFICE OF THE DIRECTOR  
17 OF FINANCE REGARDING THE PENSION COST ANALYSIS DESCRIBED.

18  
19 **RESPONSE:**

20 A. On or about March 22, 2021.

21 B. Please see response attachment PA-XIII-3.

22 Please note: 1) emails in the chain which were not between PWD and the Office of the  
23 Director of Finance has been redacted; and 2) the referenced attachment in the email is  
24 a document that was used for internal, predecisional deliberations of the Office of the  
25 Director of Finance. Attached provides the summary spreadsheet for PWD's revised  
26 pension calculations.

27 C. Please see response attachment PA-XIII-3 and the note above.  
28

**RESPONSE PROVIDED BY:** Philadelphia Water Department

1  
2  
3  
4  
5  
6  
7  
8  
9  
10  
11  
12  
13  
14  
15  
16  
17  
18  
19  
20  
21  
22  
23  
24  
25  
26  
27  
28

1 **PA-XIII-4.** THE MARCH 26, 2021 LETTER FROM THE DIRECTOR OF FINANCE TO  
2 PWD'S DEPUTY WATER COMMISSIONER STATES: "WE EXPECT THAT  
3 THE UPCOMING BUDGET WILL INCLUDE SHIFTING OF SOME COSTS  
4 CURRENTLY BORNE BY THE WATER FUND TO THE GENERAL FUND."

5 A. PLEASE CONFIRM THAT THE UPCOMING BUDGET REFERENCED IS  
6 THE FY 2022 BUDGET.

7 B. PLEASE IDENTIFY SPECIFICALLY WHAT COSTS ARE BEING SHIFTED  
8 FROM THE WATER FUND TO THE GENERAL FUND AND THE DOLLAR  
9 IMPACT OF THE SHIFTING COSTS.

10  
11 **RESPONSE:**

12 A. Confirmed

13 B. Pension and Pension Obligation Bond costs.

14  
15 **RESPONSE PROVIDED BY:** Philadelphia Water Department  
16  
17  
18  
19  
20  
21  
22  
23  
24  
25  
26  
27  
28

1 **PA-XIII-5.** PLEASE IDENTIFY ANY ARP FUNDING OR GRANTS THAT HAVE BEEN  
2 IDENTIFIED THROUGH THE SUPPORT FROM THE OFFICE OF  
3 RECOVERY AND GRANTS.  
4

5 **RESPONSE:**

6 The Department has submitted two requests for funding as part of the U.S. House of  
7 Representative Community Project Funding. The combined total of the request is  
8 approximately \$2.5 million and is to fund portions of green stormwater capital projects. The  
9 projects are funded for one year and are not renewable. It is the Department's understanding  
10 the requests made in 2021 are for Fiscal Year 2022.  
11

12 **RESPONSE PROVIDED BY:** Philadelphia Water Department  
13  
14  
15  
16  
17  
18  
19  
20  
21  
22  
23  
24  
25  
26  
27  
28

1 **PA-XIII-6.** PLEASE IDENTIFY ANY OTHER GRANTS OR OTHER FUNDING UNDER  
2 ARP OR OTHER FEDERAL SOURCES FOR ANY WATER AND  
3 WASTEWATER SYSTEM IMPROVEMENTS.  
4

5 **RESPONSE:**

6 The Department is working on a financial assistance application with the Pennsylvania  
7 Infrastructure Investment Authority (PENNVEST) to rehabilitate and improve the Flat  
8 Rock Dam with an estimated cost of \$15 million. The application is due by May 1, 2021  
9 and will be presented to the PENNVEST Board sometime during the Summer of 2021  
10 (Fiscal Year 2022). If awarded, the Department will have 270 days from the award to  
11 close the award Spring of 2022.  
12

13 **RESPONSE PROVIDED BY:** Philadelphia Water Department  
14  
15  
16  
17  
18  
19  
20  
21  
22  
23  
24  
25  
26  
27  
28



1 **PA-XIII-7.** HAS THE WATER REVENUE BUREAU EXPERIENCED ANY DELAYS  
2 WITH THE PROCESSING OF CUSTOMERS' BILL PAYMENTS BETWEEN  
3 MARCH 2020 TO NOW? IF YES, PLEASE IDENTIFY THE NATURE OF THE  
4 PROCESSING DELAYS, THE TYPES OF PAYMENT (CASH, CHECK,  
5 MONEY ORDER, CREDIT CARD, ETC.) THAT RELATED TO THE  
6 PROCESSING DELAY AND HOW PWD HAS RECTIFIED THE SITUATION.  
7

8 **RESPONSE:**

9 Preparation of this response is in progress and will be provided in the future.  
10

11 **RESPONSE PROVIDED BY:** Susan M. Crosby, Water Revenue Bureau  
12  
13  
14  
15  
16  
17  
18  
19  
20  
21  
22  
23  
24  
25  
26  
27  
28

1 **PA-XIII-8.** PLEASE IDENTIFY THE NUMBER OF COMPLAINTS RECEIVED BY PWD  
2 RELATING TO CREDITING OF CUSTOMERS' ACCOUNTS AFTER BILL  
3 PAYMENTS BETWEEN FOR EACH MONTH BETWEEN MARCH 2020 AND  
4 NOW. PLEASE IDENTIFY THE NUMBER OF COMPLAINTS BASED UPON  
5 THE TYPE OF PAYMENT.  
6

7 **RESPONSE:**

8 There are no documents or reports responsive to this request.  
9

10 **RESPONSE PROVIDED BY:** Susan M. Crosby, Water Revenue Bureau  
11  
12  
13  
14  
15  
16  
17  
18  
19  
20  
21  
22  
23  
24  
25  
26  
27  
28

1 **PA-XIII-9.** PLEASE PROVIDE A NARRATIVE EXPLAINING THE BILL PAYMENT  
2 PROCESSING SYSTEM FROM RECEIPT OF PAYMENT TO THE  
3 CREDITING OF THE CUSTOMER ACCOUNTS FOR THE FOLLOWING  
4 SCENARIOS: A) PAYMENT AT THE CASHIER WINDOWS; B) PAYMENT  
5 BY MAIL; C) ONLINE PAYMENT; D) PAYMENT THROUGH 3RD PARTY  
6 COLLECTION VENDOR, AND E) OTHER FORMS OF PAYMENT.

7  
8 **RESPONSE:**

- 9 A. Payment is submitted to the representative at the payment window. The payment is  
10 validated with payment coupon information. Depending on the time of day it was made,  
11 the payment is posted to the customer's account either that day or the next day.
- 12 B. USPS delivers payments each morning. Those payments that include a payment coupon  
13 are immediately prepared for processing. Those without a payment coupon are  
14 forwarded to an "exceptions processing unit" where a payment coupon is created. That  
15 payment is then forwarded for processing. Payments processed on any given day are  
16 posted that same day to a customer's account.
- 17 C. E-check, credit card, and debit card payments are done through our third-party vendor.  
18 A file is sent to us from the vendor in two (2) business days. The payment is then  
19 processed within one (1) business day of receiving it from the vendor and is posted to  
20 the account. If a customer pays through an online bill payer (for example a bank), an  
21 ACH payment record is sent to us on the date selected by the customer and payments  
22 post the same day.
- 23 D. If an account is with an Outside Collection Agency ("OCA"), the customer pays the  
24 OCA. The OCA deposits the checks into the City lockbox account. Payment files are  
25 received by WRB from the OCA on the 15<sup>th</sup> and 30<sup>th</sup> of each month. Once received, the  
26 payment files are reconciled against the lockbox account and the payments are processed  
27 and entered into the Basis2 system on the next business day.
- 28 E. Additionally, there are two other payment scenarios WRB encounters:

- 1 a. **Payments from Sheriff's Office:** Physical checks are brought over from the  
2 Sheriff's Office in person. Then they are processed within one (1) business day.  
3 However, WRB has no control over the frequency at which the checks are  
4 brought to us by the Sheriff's Office.
- 5 b. **Payment given by the customer to PWD work crew:** If a PWD work crew  
6 arrives for a shut-off, the customer has the option to "pay at the door" to prevent  
7 the shut-off. A check is given by the customer to a field service technician. The  
8 field service technicians bring the checks back to the Delinquency & Restoration  
9 Unit. The following day, all checks and money orders that were received are  
10 hand delivered to the Revenue Department for processing. A printout of the  
11 revenue collected is sent with the check and money orders.

12  
13 **RESPONSE PROVIDED BY:** Susan M. Crosby, Water Revenue Bureau  
14  
15  
16  
17  
18  
19  
20  
21  
22  
23  
24  
25  
26  
27  
28

1 **PA-XIII-10.** PLEASE PROVIDE THE MONTHLY NUMBER OF BILL PAYMENTS  
2 PROCESSED FOR FY 2019, FY 2020 AND FY 2021 THROUGH THE MOST  
3 DATE AVAILABLE. IF AVAILABLE, PLEASE THESE DATA BY TYPE OF  
4 PAYMENT.

5  
6 **RESPONSE:**

7 Preparation of this response is in progress and will be provided in the future.  
8


9 **RESPONSE PROVIDED BY:** Susan M. Crosby, Water Revenue Bureau  
10  
11  
12  
13  
14  
15  
16  
17  
18  
19  
20  
21  
22  
23  
24  
25  
26  
27  
28

1 **PA-XIII-11.** PLEASE EXPLAIN HOW THE DELAY OF PROCESSING BILL PAYMENTS  
2 AFFECTS THE COLLECTION FACTOR. IS IT CORRECT THAT THE  
3 DELAY IN PROCESSING PAYMENT COULD AFFECT THE NUMBER OF  
4 DAYS UNTIL COLLECTIONS? PLEASE FULLY EXPLAIN YOUR  
5 RESPONSE.

6  
7 **RESPONSE:**

8 Preparation of this response is in progress and will be provided in the future.  
9

10 **RESPONSE PROVIDED BY:** Raftelis Financial Consultants, Inc.  
11  
12  
13  
14  
15  
16  
17  
18  
19  
20  
21  
22  
23  
24  
25  
26  
27  
28



Randy E. Hayman, Water Commissioner

## MEMORANDUM

**To:** Rob Dubow, Director of Finance

**From:** Melissa LaBuda, Deputy Water Commissioner

**CC:** Randy E. Hayman, Water Commissioner  
Michael A. Carroll, Deputy Managing Director

**Date:** March 22, 2021

**Subject:** American Rescue Plan Act

---

### Purpose

The purpose of this memorandum is to request that the Administration provide the Water Department (PWD) with an allocation of funding and support in connection with the American Rescue Plan Act (ARPA). As explained below, such funding would be primarily used to offset revenue losses associated with the COVID-19 pandemic. As you may be aware, participants in the pending rate proceeding have requested that any rate increase for FY 2022 and FY 2023 should be postponed or cancelled in light of the funds anticipated to be available to the City of Philadelphia under ARPA.

### Summary of the American Rescue Plan Act of 2021

By way of background, on March 11, 2021, President Biden signed into law the \$1.9 trillion ARPA which provides funding in several areas including state and local aid in the amount of \$350 billion.

It is the Water Department's understanding that ARPA allows the \$350 billion to be paid to states and distributed by states to local governments to cover the costs incurred to respond to the pandemic, provide government services to the extent of the reduction in revenue from the pandemic, and make necessary investments in water, sewer and broadband infrastructure. The legislation provides two main funding tranches under which funds can be accessed:

- *\$220 billion Coronavirus State Fiscal Recovery Fund*. \$25.5 billion of this funding will be allocated equally among each state and the District of Columbia and the remainder will be distributed by formula based on a state's share of unemployed workers.
- *\$130 billion Coronavirus Local Fiscal Recovery Fund*. Metropolitan cities, non-entitlement units of local government (typically 50,000 population and under), and counties are anticipated to receive funding based on each of their allotment formulas outlined in the legislation. Local governments are anticipated to receive their allocations in two tranches—the first half 60 days after enactment and the other half one year later.



Randy E. Hayman, Water Commissioner

In addition to the above, Section 2912 of ARPA also provides \$500 million in new/additional funding, administered by the Department of Health and Human Services (HHS), for grants to states for the purpose of assisting public water systems and wastewater treatment works to reduce arrearages and rates for low-income households. This funding supplements the initial \$638 million provided by Congress in December 2020 under Section 501 of the Consolidated Appropriations Act. 15 USC § 9058a. The program is under development by HHS and, at this time, no additional details are available.

### **Request for Funding and Support**

The Department is requesting that the Administration allocate to the Department a portion of ARPA funds, anticipated to be received in FY 2022 and FY 2023, to off-set lost revenues due to declines in consumption caused by the COVID-19 pandemic. The request totals \$4.3 million for FY21, \$4.75 million for FY22 and \$8.6 million for FY23.

Additionally, the Department is requesting the Administration's support to apply for grants or other funding as noted above under Section 9901 of ARPA for any water and wastewater system improvements. It is the Department's expectation that these grants will be similar to the funding provided under the American Recovery and Reinvestment Act of 2009 (ARRA). The ARRA funding was administered by the Pennsylvania Infrastructure Investment Authority and resulted in low cost reimbursement loans to the City. The Department will pursue financial assistance related to its capital program to the maximum extent possible and is seeking support to pursue no less than \$50 million of funding when available. Finally, the Department asks that the Administration request an allocation of the ARPA funding to assist low income households under the HHS administered program referenced above.

Please note the request for lost revenues does not completely offset the need for rate relief, rather in combination with other measures, it will significantly mitigate the rate impact on our customers in the above fiscal years.



**From:** [Sarah de Wolf](#)  
**To:** [Rob.Dubow](#); [Melissa LaBuda](#)  
**Subject:** Re: Water Commissioner Radio Interview Tomorrow - Federal Aid  
**Date:** Tuesday, March 16, 2021 1:27:58 PM  
**Attachments:** [March ARP Press Update 3.16.2021 FINAL.pdf](#)  
[Senate-Passed American Rescue Plan Act of 2021 FINAL.pdf](#)

---

Yes- see attached. I'm also attaching one of the lobbyist summaries that we received- Missy, not sure if you already have this but it's a helpful ARP overview.

---

**From:** Rob.Dubow <Rob.Dubow@phila.gov>  
**Sent:** Tuesday, March 16, 2021 1:02 PM  
**To:** Sarah de Wolf <Sarah.deWolf@phila.gov>; Melissa LaBuda <Melissa.LaBuda@Phila.gov>  
**Subject:** RE: Water Commissioner Radio Interview Tomorrow - Federal Aid

Sarah – can you also send Missy the final version of the PowerPoint presentation that you're about to give?

---

**From:** Sarah de Wolf <Sarah.deWolf@phila.gov>  
**Sent:** Tuesday, March 16, 2021 12:50 PM  
**To:** Melissa LaBuda <Melissa.LaBuda@Phila.gov>  
**Cc:** Rob.Dubow <Rob.Dubow@phila.gov>  
**Subject:** Re: Water Commissioner Radio Interview Tomorrow - Federal Aid

Hi Missy,

Thanks for reaching out. In addition to what you mentioned, I can provide the following:

- The CARES Act Coronavirus Relief Fund, which you mentioned below, must be used on unbudgeted, COVID-19 related costs and cannot be used for revenue replacement. Might be worth noting this.
- Through the Consolidated Appropriations Act of 2021, the City received \$47 million from Treasury and \$57 million via the state. The funds are to be used for rental assistance, utilities, and other housing-related costs for certain target populations (80% or below AMI, at risk of homelessness/housing instability, experienced financial hardship). Assistance must be provided to reduce an eligible household's rental arrears before the household may receive assistance for future rent payments. While some of this funding may go to water bills, it's likely that the majority of funding will go to cover rent.
- The American Rescue Plan also includes \$27.5 billion nationally for additional emergency rental assistance (can also be used for utilities) and \$10 billion to help homeowners with housing costs (utilities also appear to be an eligible expense). Again, it's likely that the majority of the funding will go to rent and we don't yet have estimates on what Philadelphia will receive.
- Through the American Rescue Plan, the City is projected to receive \$1.4 billion in Coronavirus Relief Funds. The funds can be used through 2024 and can be used to invest in water, sewer and broadband infrastructure. However, they can also be used on revenue replacement and economic impacts of the pandemic, and as you know the City is facing a \$450 million budget gap for this

year alone.

I think the key message with all of the above, which you already touched on below, is that while helpful, it's hard to say for certain what this will really mean for our finances and there are many competing prioritizes for the most flexible funding (in addition to the fact that the City is facing steep revenue declines and increased costs associated with the pandemic).

Sarah

---

**From:** Melissa LaBuda <[Melissa.LaBuda@Phila.gov](mailto:Melissa.LaBuda@Phila.gov)>  
**Sent:** Tuesday, March 16, 2021 12:08 PM  
**To:** Sarah de Wolf <[Sarah.deWolf@phila.gov](mailto:Sarah.deWolf@phila.gov)>  
**Cc:** Rob.Dubow <[Rob.Dubow@phila.gov](mailto:Rob.Dubow@phila.gov)>  
**Subject:** Water Commissioner Radio Interview Tomorrow - Federal Aid

Hi Sarah

The Water Commissioner has an interview tomorrow and is looking for talking points on Federal Aid that supports the Water & Wastewater System. At the core of every question is are there Federal Funds that directly replace lost revenues (reduced Water usage / consumption and delinquent accounts) which removes the need for new rates. Below is my quick summary of potential aid which is mostly indirect support requiring customers to seek assistance. Is there anything I am missing and should add to the below?

Best - Missy

***The Coronavirus Relief Fund (CARE act assistance for state, local, and tribal governments)***

Covers necessary government expenses incurred due to the COVID pandemic. The Department's eligible expenses totaling \$2.5M were submitted to the City for further submittal for reimbursement.

Note: It is not known when such reimbursements will be received.

***The Consolidated Appropriations Act of 2021 related to the "low-income household drinking water and wastewater emergency assistance program***

Department of Health and Human Services—Administration for Children and Families— Children and Families Services Programs” \$638,000,000, to prevent, prepare for, and respond to coronavirus, for necessary expenses for grants to carry out a Low-Income Household Drinking Water and Wastewater Emergency Assistance Program.

Note: The U.S. Department of Health & Human services (HHS) has not established eligibility criteria, the amount, frequency, and conditions of the assistance as of the date of this response set.

The Department cannot predict the number accounts / customers who may seek one-time assistance to cure delinquent balances. Since January 1, 2021 through March 8, 2021 UESF support to customers to cure delinquent balances totals \$30,500 and \$0 from PHDC.

***American Rescue Plan Act of 2021***

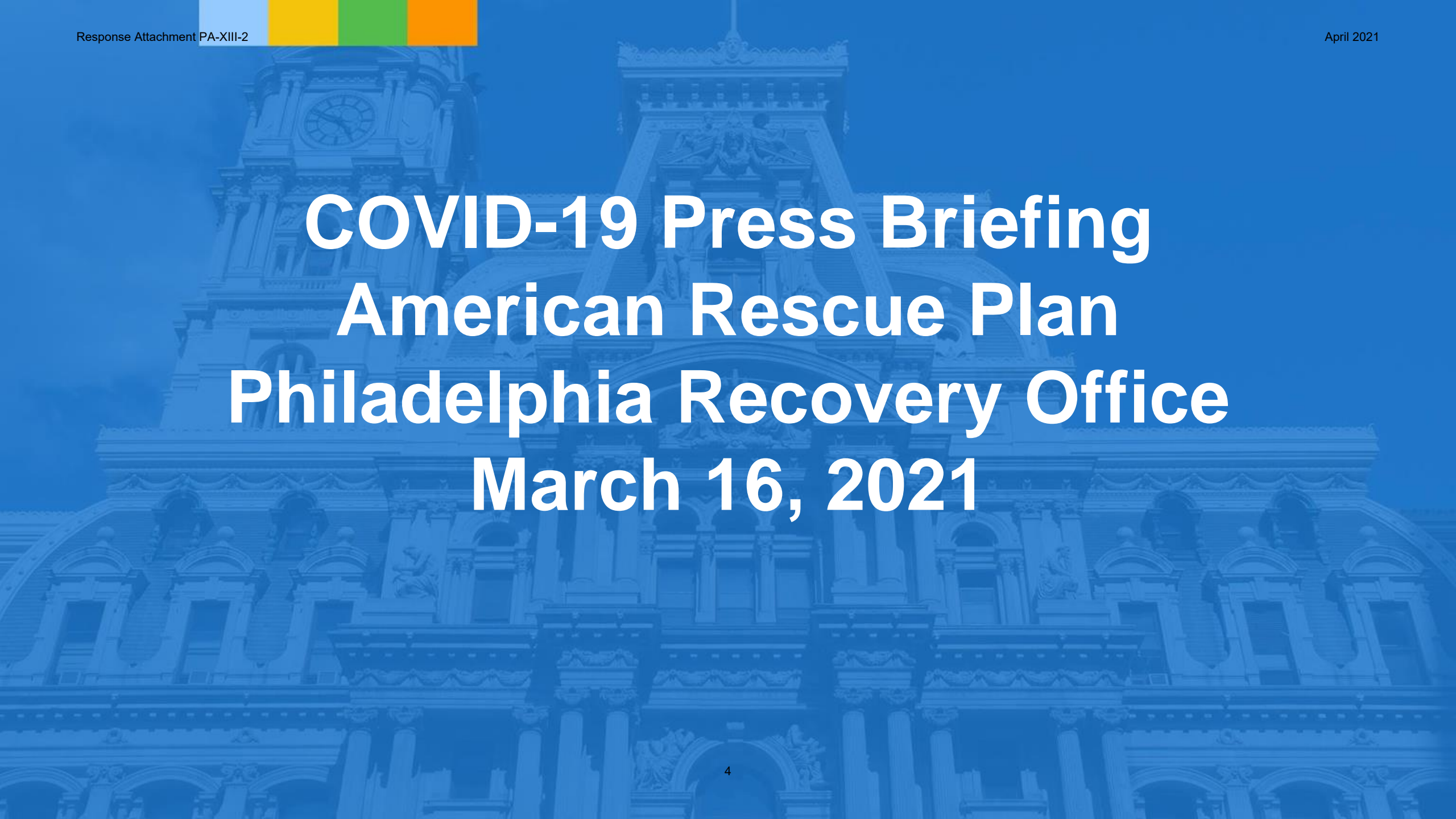
Under **Sec. 2912. Funding for Water Assistance Program**, \$500 million of grant is available to assist low-income households that pay for drinking water and wastewater services by funding owners or operators of public water systems or treatment works to reduce arrearages of and rates charged to such households for such services.

1. The allotment of the amount to State and Indian Tribe is based on:
  - a. The percentage of households in the State, or under the Indian Tribe jurisdiction, with income equal or less than 150% of the Federal poverty line
  - b. The percentage of households in the State, or under the Indian Tribe jurisdiction, that spend more than 30% of monthly income on housing
2. Reserve up to 3% of the amount appropriated in this section for Indian Tribes and tribal organizations

The “States” means each of the 50 States of the US, the District of Columbia, the Commonwealth of Puerto Rico, American Samoa, Guam, the United States Virgin Islands, and the Commonwealth of the Northern Mariana Islands. Reference link:

<https://rules.house.gov/sites/democrats.rules.house.gov/files/BILLS-117HR1319EAS.pdf>

Note: Based on the above, the \$500 million would be split 57 ways, with up to \$15 million allotted to Indian Tribes, etc. Assuming the Tribes get the full \$15M, that would leave \$485 million left to split amongst the 56 remaining “States.” That’s a little over \$8.6 million per state. The final amounts will be influenced by the allotments noted above. It’s doubtful that there will be an equal distribution.



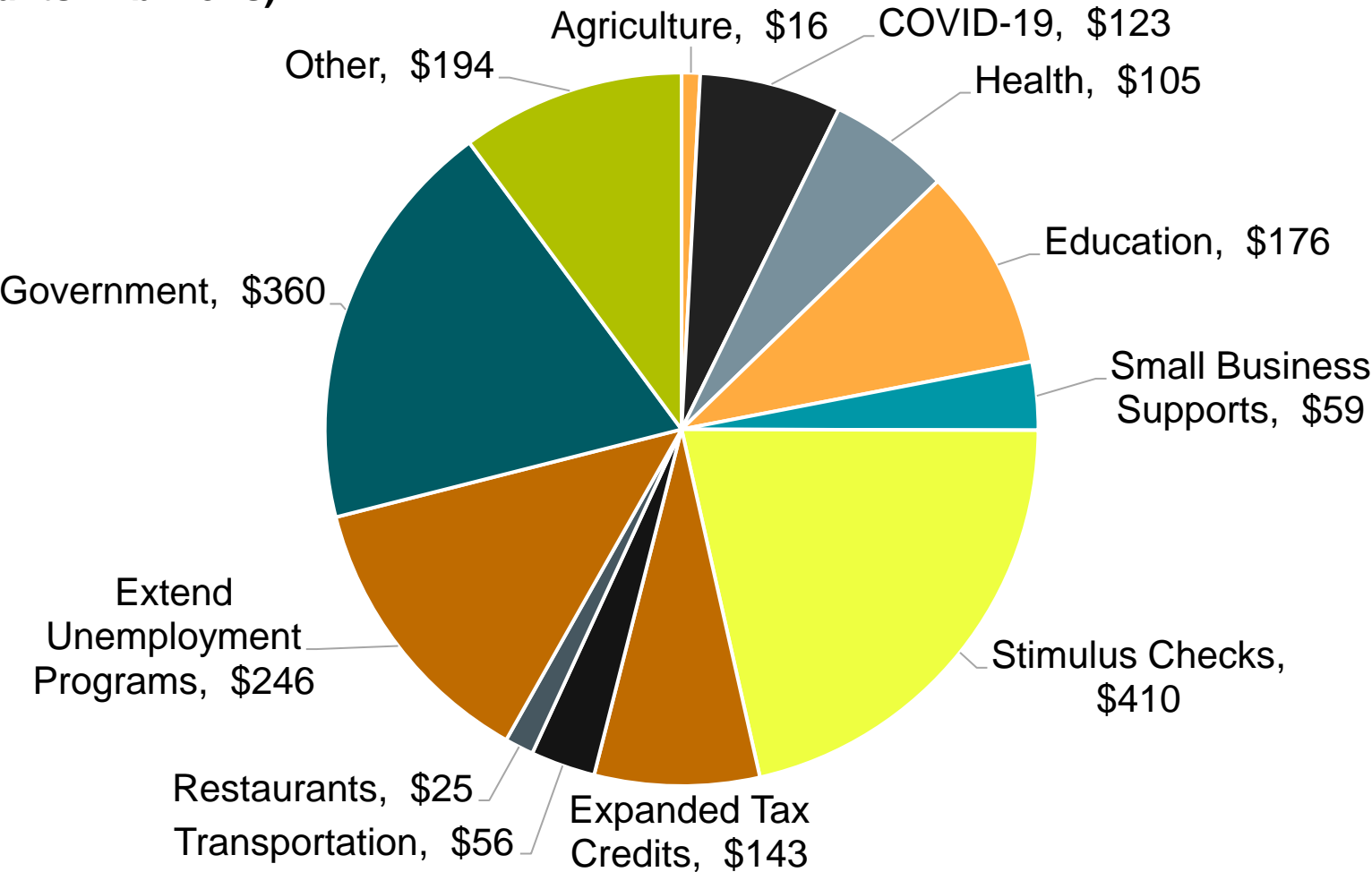
# **COVID-19 Press Briefing American Rescue Plan Philadelphia Recovery Office March 16, 2021**

## American Rescue Plan: What Does it Mean for Philadelphia?

- **\$1.9 trillion** stimulus bill; signed by President Biden on March 11, 2021.
- Provides **direct aid** to individuals, businesses, and nonprofits.
- **Addresses Philadelphia's top priority for relief:** direct and flexible funding for state and local governments, including for revenue replacement.
- Federal agencies have **varying timeframes** (30, 60, or 90 days) to administer funding and/or make funding opportunities available.
- Preliminary estimates and guidance beginning to come out; expect **more in the coming weeks about what Philadelphia will receive.**

# American Rescue Plan: Major Spending Categories

(amounts in billions)



Data source: <https://www.wsj.com/articles/whats-new-in-the-third-covid-19-stimulus-bill-11615285802>

## What Funding Can City Government Expect to Receive Directly?

- State and local Coronavirus Relief Funds (\$350 billion nationally). Philadelphia estimated to get **\$1.4 billion**.
  - Flexible funding provided in two tranches 12 months apart; revenue replacement allowed use.
- Funding for vaccine-related activities and testing (\$55 billion nationally).
- FEMA reimbursement (\$50 billion nationally for Disaster Relief); AFG and SAFER grants (\$300 million nationally).

**(Continued on next slide)**

## What Funding Can City Government Expect to Receive Directly?

### (Continued)

- Emergency rental assistance funding (\$27.4 billion nationally).
- Housing and supportive services for homeless populations (\$5 billion nationally)
  - \$42.6 million estimated for Philadelphia
- Broadband reimbursement for libraries (\$7.6 billion nationally)
- Airport relief and payroll support (\$23 billion nationally)
  - Payroll includes requirement to retain at least 90% of personnel employed as of March 27, 2020 through September 30, 2021.

**Note: Additional funding may flow through the commonwealth.**



## What Funding Will Other Philadelphia Institutions Receive Directly?

### **Direct to School Districts:**

- Funding for safe reopening of K-12 schools (\$130 billion nationally)
  - Estimate for Philadelphia School District: \$1.3 billion
- Broadband reimbursement for schools (\$7.6 billion nationally)

### **Direct to Institutions of Higher Education:**

- Funding to help make up for lost revenue (\$40 billion nationally)

### **Direct to Transit Agencies:**

- Funding for operating expenses, including payroll, to maintain service due to lost revenue caused by the pandemic (\$30.5 billion nationally).

**(Continued on next slide)**

## What Funding Will Other Philadelphia Institutions Receive Directly?

**(Continued)**

### **Direct to Public Housing Agencies and Housing Counseling Organizations:**

- Funding for housing vouchers (\$5 billion nationally).
- Funding for housing counseling (\$100 million nationally).

**Note: This is not an exhaustive list**

## What Assistance Will Be Available for Individuals/Families?

- **Stimulus checks** of up to \$1,400 for individuals earning up to \$75,000/joint filers up to \$150,000.
- **Extension of pandemic unemployment** (\$300/week) through September 6, 2021. Up to \$10,200 in unemployment benefits received in 2020 exempted from federal income taxes for households making less than \$150,000.
- **Expanded child tax credit** with advanced payments beginning on July 1, 2021. \$3,000/year (\$3,600 for children < 6 years old).
- **EITC expansion.**
- **Expanded benefits access + food access** (additional funding for TANF, SNAP max benefit extended by 15%).
- **Expanded health care coverage/lowered health care costs.**
- **Rental assistance and homeowner assistance.**

## What Funding Will Be Available for Businesses?

- **Grant funding for restaurants** to address pandemic-related revenue loss (\$28.6 billion nationally for new Restaurant Revitalization Fund).
- **Paycheck Protection Program:** Additional funding + expanded eligibility for 501(c) nonprofits (\$7.25 billion nationally).
- **EIDL grants:** COVID-19 emergency grants (\$15 billion nationally).
- **Support for socially and economically disadvantaged business owners** through the newly established Community Navigator Pilot Program. Aims to increase the awareness of and participation in COVID-19 relief programs for business owners currently lacking access, with priority for socially and economically disadvantaged individuals, women, and veterans.

**(Continued on next slide)**

## What Funding Will Be Available for Businesses?

### (Continued)

- **Financing:** \$10 billion nationally to support up to \$100 billion in small business financing through state, territorial, and tribal government programs.
  - \$2.5 billion dedicated for support to business enterprises owned and controlled by socially and economically disadvantaged individuals, including minority-owned businesses.
- **Other:**
  - \$10 billion nationally to boost production of PPE.
  - \$39 billion nationally in block grants for childcare providers.

# Message to Philadelphians:

- **File your federal taxes** so you can receive the new stimulus and child benefits!
- **Free assistance is available:**
  - [cwfp Philly.org](http://cwfp Philly.org)
  - [myfreetaxes.com](http://myfreetaxes.com)
- **More information at:**
  - <https://www.phila.gov/departments/covid-19-recovery-office/>



**NANCY PELOSI**  
SPEAKER OF THE HOUSE

**FACT SHEET**  
FROM SPEAKER OF THE HOUSE NANCY PELOSI  
SPEAKER.GOV

March 8, 2021

**Senate-Passed Version of H.R. 1319, The American Rescue Plan Act of 2021**  
*An Urgently-Needed Package to Address The Coronavirus Health & Economic Crisis*

**Key Points:**

- In coming days, the House will be considering the Senate-passed version of the American Rescue Plan Act of 2021, which implements President Biden's urgently-needed American Rescue Plan, which he unveiled on January 20. House passage this week sends the bill to the President's desk for his signature. The House had passed its version of the bill on February 27 by a vote of 219 to 212. [\(2021 House Vote #49\)](#). The legislation is designed to address the unprecedented coronavirus health and economic crisis. Members are urged to vote YES.
- With a few notable exceptions, the Senate-passed version of the American Rescue Plan Act is very, very similar to the House-passed version. Some of the key differences are:
  - The Senate-passed bill does not include the \$15 an hour minimum wage provisions that were included in the bill passed by the House.
  - The Senate-passed bill changes the phase-out range for qualification to receive direct payments under the legislation.
  - The Senate-passed bill also amends the House provisions on unemployment benefits. The Senate-passed bill extends the Federal Pandemic Unemployment Compensation (FPUC) through September 6, while keeping the weekly benefit at the current \$300 per week. It also exempts up to \$10,200 in unemployment benefits received in 2020 from federal income taxes for households making less than \$150,000.
- **Like the House bill, the Senate-passed American Rescue Plan Act will crush the virus, return children safely to the classroom, get vaccines to the people, put dollars into families' pockets and put people back to work.**
- **Beat the virus and safely reopen schools** – Like the House bill, the Senate-passed bill will mount a national vaccination plan that includes setting up community vaccination sites nationwide. It will also take complementary measures to combat the virus, including scaling up testing and tracing, addressing shortages of personal protective equipment and other critical supplies, investing in high-quality treatments and addressing health inequities. The plan will also make investments necessary to safely reopen schools.
- **Deliver immediate relief to working families bearing the brunt of the crisis** – Like the House bill, the Senate-passed bill finishes the job on the President's promise to provide \$2,000 per person in direct assistance to households across America with checks of \$1,400 per person, following the \$600 down payment enacted in December. The bill will also provide direct housing assistance, nutrition assistance for 40 million Americans, expand access to safe and reliable child care and affordable health care, extend unemployment insurance so that 18 million American workers can pay their bills and support 27 million children with an expanded Child Tax Credit and more than 17 million low-wage childless workers through an improved Earned Income Tax Credit.
- **Support communities struggling with the economic fallout** – Like the House bill, the Senate-passed bill will provide crucial support for the hardest-hit small businesses, especially those owned by entrepreneurs from racial and ethnic backgrounds that have experienced systemic discrimination, with EIDL grants, expanded PPP eligibility and more. The bill also provides crucial resources to protect the jobs of first responders, frontline public health workers, and other essential workers.

## Overview of Some of the Various Key Provisions in the Bill

### *Direct Payments to Working Families & Expanding Child Tax Credit*

#### **INCREASING THE DIRECT PAYMENTS TO WORKING FAMILIES**

- **Providing Working Families an Additional Direct Payment of \$1,400 Per Person – Bringing the Total Relief Payment to \$2,000 Per Person:** In December, Congress enacted a Covid relief package that provided a direct payment of \$600 per person. The American Rescue Plan Act builds on that down payment, providing another \$1,400 per person.
- **Like the House Bill, Providing That Those Individuals Who Received the Full \$600 Down Payment in December Will Receive the Full \$1,400 Payment Now, Keeping President Biden's Promise of a Total Relief Payment of \$2,000:** Like the House bill, the Senate-passed bill uses the same income threshold as the December legislation to determine which individuals receive the full \$1,400 payment, before the phase-out begins. Under the bill, single filers with incomes up to \$75,000, head of household filers with incomes up to \$112,500, and joint filers with incomes up to \$150,000 will receive the full payment of \$1,400.
- **Amending the House Bill to Make the Phase-Out of the Direct Payment Faster:** House Democrats worked to make the direct payments better targeted than the original proposal. Under the House bill, House Democrats ensured that the direct payment was completely phased out for single filers making \$100,000, head of household filers making \$150,000, and joint filers making \$200,000. The Senate-passed bill amended the provision, ensuring that the payment was completely phased out for single filers making \$80,000, head of household filers making \$120,000, and joint filers making \$160,000.

#### **EXPANDING CHILD TAX CREDIT, THEREBY CUTTING CHILD POVERTY IN HALF**

- **Making the Child Tax Credit Fully Refundable and Increasing Its Size for 2021:** Like the House bill, the Senate-passed bill makes the child tax credit fully refundable for 2021 and increases the annual amount from the current \$2,000 per child to \$3,000 per child (\$3,600 for a child under age 6). Currently, because the child tax credit is not fully refundable, there are 27 million American children who do not receive the full value of the current \$2,000 tax credit because their parents do not earn enough money.
- **Directing the Secretary of the Treasury to Issue Advance Payments of the Child Tax Credit:** The bill directs the Secretary of the Treasury to issue advance payments of the child tax credit, based on the parents' 2019 or 2020 tax returns. Under the bill, parents could receive regular periodic monthly advance payment of the tax credit to ensure families have access to assistance throughout the year, rather than just at tax time. The advance payments would begin on July 1, 2021.
- **Phasing Out the Advance Payments for Upper-Income Households:** Those receiving the full advance payment of the child tax credit would be single filers earning up to \$75,000, head of household filers earning up to \$112,500, and joint filers earning up to \$150,000. Above these thresholds, the advance payments are phased down.
- **Experts Estimate This Policy Would Cut the Child Poverty Rate in Half:** A study by Columbia University found that such a proposal would cut the child poverty rate in the United States in half.

### *Aggressive Action to Speed Up COVID-19 Vaccinations and Contain the Virus*

#### **ESTABLISHING A NATIONAL COVID-19 VACCINATION PROGRAM AND INCREASING VACCINATIONS ACROSS THE COUNTRY**

- **Providing Over \$20 Billion to Establish A National COVID-19 Vaccination Program and Improve the Administration and Distribution of Vaccinations, Including:**
- The House bill provided \$7.5 billion for the CDC to prepare, promote, distribute, administer, monitor, and track COVID-19 vaccines.
- Like the House bill, Senate-passed bill provides \$7.5 billion for FEMA to establish vaccination sites across the country.



- Like the House bill, Senate-passed bill provides \$600 million to be directed to the Indian Health Service for vaccine-related activities.
- Like the House bill, the Senate-passed bill provides \$5.2 billion to the Biomedical Advanced Research and Development Authority (BARDA) to support advanced research, development, manufacturing, production, and purchase of vaccines, therapeutics, and ancillary medical products for COVID-19.
- Like the House bill, the Senate-passed bill provides \$1 billion for the CDC to undertake a vaccine awareness and engagement campaign.
- Like the House bill, the Senate-passed bill includes a provision that would require coverage of COVID-19 vaccines and treatments in the Medicaid program at zero cost-sharing and increase the FMAP to 100 percent for vaccine administration through one year after the end of the PHE. It also would create a state option to provide the same coverage for the uninsured through the PHE.

### **SCALING UP COVID-19 TESTING, CONTACT TRACING, AND MITIGATION, IN ORDER TO STOP THE SPREAD OF THE VIRUS**

- **Like the House Bill, Senate-Passed Bill Providing \$51 Billion to Expand Testing, Contact Tracing, and Mitigation and Related Activities, Including:**
  - Providing \$47.8 billion for testing, contact tracing, and mitigation. These activities include implementing a national strategy for testing, contact tracing, surveillance, and mitigation; and the manufacturing, procurement, distribution, and administration of tests, including personal protective equipment (PPE) and supplies necessary for administration of the tests. Additionally, these funds can be used to help mitigate COVID-19 in congregate settings by improving infection control and providing needed supplies.
  - Funding the Defense Production Act to close the gap in domestic manufacturing to fulfill U.S. public health needs. Specifically, the bill provides \$10 billion to boost domestic production of critical PPE, secure supply chains and increased capacity for vital vaccine production and to help onshore production of rapid COVID-19 tests.
  - Providing \$1.5 billion to be directed to the Indian Health Service (IHS) for meeting IHS's testing, tracing, and mitigation needs.
  - Providing \$1.75 billion for genomic surveillance so that the U.S. can begin to adequately detect and respond to emerging and potentially more dangerous strains of SARS-COV-2 throughout the world. This infrastructure will also be critical to responding to future viral outbreaks.
  - Providing \$500 million to allow CDC to establish, expand, and maintain data surveillance and analytics, including to modernize the United States' disease warning system to forecast and track hotspots for COVID-19.

### ***Providing the Resources Needed to Allow Schools to Safely Re-Open***

#### **PROVIDING RESOURCES FOR OUR SCHOOLS**

- **Providing Nearly \$130 billion to Help K-12 Schools Re-Open Safely:** Like the House bill, the Senate-passed bill makes nearly \$130 billion available to states and school districts for immediate and long-term relief so they can work with public health experts to safely re-open schools and make up for lost time in the classroom. This includes:
  - Repairing ventilation systems, reducing class sizes and implementing social distancing guidelines, purchasing personal protective equipment, and hiring support staff to care for students' health and well-being.
  - Ensures 20 percent of the funding that schools receive must be reserved to address and remediate learning loss among students.
  - The Senate-passed bill includes several new provisions related to K-12 funding:
    - Requires states to award K-12 funds to local school districts no later than 60 days after receipt and school districts to develop plans that ensure schools return to in-person learning;
    - Dedicates \$800 million to help meet the needs of homeless young people;

■ Funds evidence-based summer enrichment at \$1.3 billion and afterschool support initiatives also at \$1.3 billion;

- Allocates \$3 billion for Individuals with Disabilities Education Act (IDEA); and
  - Provides \$2.75 billion for states to award grants to private K-12 schools.
- **Includes Funding to Support Colleges and Universities:** Like the House bill, the Senate-passed bill includes nearly \$40 billion for institutions of higher education to help make up for lost revenue due to the pandemic. Requires institutions to dedicate at least half of their funding for emergency financial aid grants to students to help prevent hunger, homelessness and other hardships facing students as a result of the pandemic. Like the House bill, the Senate bill included a provision to close the 90-10 loophole abused by predatory for-profit institutions, but now delays implementation until Oct. 1 and applies in FY 2023.
  - **Student Loans:** The Senate added a provision to the bill to make any future student loan forgiveness passed between December 2020 and January 2026 not taxable income.
  - **Senate-Passed Bill Providing an Amended Version of House Provision On Expanding Internet Connectivity to Students and Communities:**
    - The House bill had provided \$7.6 billion to reimburse schools and libraries – central points for connectivity in many communities – to purchase equipment such as hotspots, internet service, and computers on behalf of students and patrons. This equipment is essential for homework when in-person classes resume, as well as for hybrid and remote learning. The Senate-passed bill instead provides \$7.1 billion for reimbursing schools and libraries for this purpose.
    - Like the House bill, the Senate-passed bill ensures schools and libraries can quickly access this critical funding by relying on the Federal Communications Commission and its E-rate program to administer the funds equitably.

### ***Immediate Economic Relief for Americans Hit Hardest***

#### **EXTENDING UNEMPLOYMENT BENEFITS**

- **Currently, Federal Unemployment Benefits Expire on March 14:** Specifically, the Federal Pandemic Unemployment Compensation (FPUC), the Pandemic Unemployment Assistance Program (PUA) program (which provides unemployment benefits to some self-employed and pandemic-affected individuals who do not qualify for regular state unemployment benefits), and the Pandemic Emergency Unemployment Compensation (PEUC) program (which provides additional weeks for beneficiaries who have exhausted their normal benefits) expire on March 14.
- **Senate Bill Providing An Amended Version of Provisions Extending the Federal Pandemic Unemployment Compensation (FPUC):** The House bill had extended the FPUC through August 29 and increased the weekly supplemental benefit from \$300 per week to \$400 per week. The Senate-passed bill extends the federal supplemental benefit unemployment benefit through September 6, while keeping the benefit at the current \$300 per week. The Senate bill also exempts up to \$10,200 in unemployment benefits received in 2020 from federal income taxes for households making less than \$150,000.
- **Like the House Bill, Senate Bill Also Extending the Critical Pandemic UI Programs:** The bill also extends both the Pandemic Unemployment Assistance (PUA) program and the Pandemic Emergency Unemployment Compensation (PEUC) program through September 6.

#### **EXPANDING HEALTH COVERAGE AND LOWERING AMERICANS' HEALTH CARE COSTS**

- **Expanding Subsidies in ACA Marketplaces:** Like the House bill, the Senate-passed bill significantly expands the subsidies in the ACA Marketplaces to cover more middle class families and to be more generous for those already receiving them, for 2021 and 2022. Specifically, it removes the current cap that makes any family with income above 400% of the poverty level ineligible for any subsidies. Under the bill, no one will have to pay more than 8.5 percent of their income for a silver plan in the ACA marketplaces. It also provides that individuals below 150% of the poverty level pay no premiums

at all compared to 4% of their income currently. The Urban Institute estimates that these provisions could lead to 4.5 million more Americans gaining coverage.

- **ACA Subsidies for Those on Unemployment:** Like the House bill, the Senate-passed bill provides that any individual who receives unemployment at any point in 2021 is treated as if their income were 133% of the poverty level for the purposes of the ACA marketplace subsidy. As a result, they can purchase an ACA silver plan for zero premium.
- **New Incentives for Medicaid Expansion:** Like the House bill, the Senate-passed bill provides a new incentive for the 12 states that have not expanded Medicaid to do so by temporarily increasing the base Federal Medical Assistance Percentage (FMAP) by five percentage points for two years for any state that newly expands. If all 12 remaining states expanded Medicaid, more than 2 million uninsured people would gain access to Medicaid.
- **COBRA Subsidies:** The Senate-passed bill provides an amended version of the House provision providing COBRA subsidies. Whereas the House bill provided an 85% subsidy for individuals who lose their job and choose to use COBRA to continue their existing employer-sponsored health coverage, the Senate bill provides a 100% subsidy. Currently, those who would like to choose COBRA are required to pay the full cost of their coverage, including the employer contribution, making the cost prohibitive and preventing many from doing so.

### **HOUSING ASSISTANCE**

- **Provides \$27.5 Billion for Emergency Rental Assistance, to Help Ensure Struggling Families Continue to Have a Safe Place to Live During This Pandemic:** Like the House bill, the Senate-passed bill provides robust funding for rental assistance: \$22.5 billion for emergency rental and utility assistance to states, territories, counties, and cities to help stabilize renters during the pandemic, and help rental property owners of all sizes continue to cover their costs; \$5 billion for emergency vouchers to transition those experiencing or at risk of homelessness, survivors of domestic violence, and victims of human trafficking to stable housing; \$100 million for rural housing; \$750 million for Native American housing; \$100 million for housing counseling; and \$20 million for fair housing.
- **Provides \$10 Billion to Help Homeowners Struggling to Afford Their Housing as a Result of the Coronavirus Pandemic:** Like the House bill, the Senate-passed bill provides \$10 billion for the Homeowner Assistance Fund that allocates funds to states, territories, and tribes to address the ongoing needs of homeowners struggling to afford their housing due directly or indirectly to the impacts of the COVID-19 pandemic by providing direct assistance with mortgage payments, property taxes, property insurance, utilities, and other housing related costs. The Senate bill increases the Homeowner Assistance Fund minimum state allocation to \$50 million from \$40 million in the House-passed bill.
- **Supports Solutions for Americans Experiencing Homelessness:** Like the House bill, the Senate-passed bill provides \$4.75 billion for state and local governments – through the HOME Investment Partnership program – to finance supportive services, affordable housing and the acquisition of non-congregate shelter spaces for the hundreds of thousands of Americans experiencing homelessness during this pandemic.
- **Like House Bill, Senate-Passed Bill Provides \$5 Billion to Those Most in Need to Help Pay Their Utility Bills, Including by:**
  - Providing \$4.5 billion to HHS for home energy assistance through the Low-Income Home Energy Assistance Program (LIHEAP).
  - Providing \$500 million in additional funds for HHS for the Low-Income Household Drinking Water and Wastewater Emergency Assistance Program established by Congress at the end of 2020. This brings the total amount of money available to assist families with their water and sewer bills to over \$1.1 billion.

### **FOOD SECURITY**

- **Makes Key Investments in Food Security:** Like the House bill, the Senate-passed bill helps combat increasing food insecurity with key investments in SNAP, WIC, Pandemic EBT and other critical nutrition assistance, including:

- Extends SNAP maximum benefits by 15 percent (through September 30, 2021);
  - Provides \$1.1 billion in additional SNAP administrative funds to states to help meet the demand of increased caseloads and \$25 million to improve the state SNAP online pilots; and
  - Allocates \$800 million for WIC – supporting low-income women and infants – and temporarily boosts the value of WIC Cash Value Vouchers for vulnerable mothers and their children. The Senate-passed bill added WIC recipients with special dietary needs to the list of vulnerable individuals eligible for the increase in Cash Value Vouchers; and
  - Secures \$37 million to cover food shortfalls in the Commodity Supplemental Food Program which seeks to improve the health and nutrition of low-income Americans over 60 years old through access to nutritious food.
- **Maintains and Expands the Pandemic-EBT (P-EBT) Program:** Like the House bill, the Senate-passed bill invests more than \$5 billion in P-EBT so that low-income families have access to school meals and food assistance during both the school year and summer months.
  - **Expands Access to the USDA's Child and Adult Care Food Program (CACFP):** Like the House bill, the Senate-passed bill temporarily expands the age of eligibility for CACFP at emergency homeless shelters to ensure more young adults can access needed nutrition support.

#### **ENSURING ACCESSIBLE AND AFFORDABLE CHILD CARE AND EARLY LEARNING FOR FAMILIES**

- **Rescues the Child Care System from the Brink of Collapse:** Like the House bill, the Senate-passed bill provides \$39 billion through the Child Care and Development Block Grant for child care providers as the country reopens and provides financial relief for families struggling to cover tuition.
- **Makes a Number of Improvements in the Child and Dependent Care Tax Credit, for 2021:** Like the House bill, the Senate-passed bill makes several improvements to the Child and Dependent Care Tax Credit for 2021, including increasing the amount of child and dependent care expenses that are eligible for the credit to \$8,000 for one qualifying individual and \$16,000 for two or more qualifying individuals (such that the maximum credits would now be \$4,000 and \$8,000).
- **Increases the Annual Funding Level for the Child Care Entitlement to States.** The Senate-passed bill includes the House provision that increases the annual funding level for the Child Care Entitlement to States, from \$2.917 billion per year to \$3.550 billion per year. Additionally, the Senate-passed bill includes the House provision that waives the state match requirement for funds for fiscal years 2021 and 2022.
- **Includes Critical Funding for Head Start:** Like the House bill, the Senate-passed bill provides \$1 billion for Head Start to equip facilities with the resources to safely stay open, buy PPE, technology and hire more staff and ensure families can continue to access quality early learning opportunities.

#### **PROVIDING ADDITIONAL FUNDING FOR TEMPORARY ASSISTANCE FOR NEEDY FAMILIES (TANF)**

- **Providing An Additional \$1 Billion for TANF:** Like the House bill, the Senate-passed bill provides an additional \$1 billion for states to cover the additional cash assistance that Temporary Assistance for Needy Families (TANF) recipients needed as a result of the economic crisis.

#### **CREATING PANDEMIC EMERGENCY FUND TO HELP LOW-INCOME FAMILIES WITH CHILDREN**

- **Creating A \$1 Billion Pandemic Emergency Fund:** Like the House bill, the Senate-passed bill establishes a \$1 billion Pandemic Emergency Fund, with the fund to be distributed to the states for providing emergency assistance to low-income families with children.

#### **IMPROVING PENSION SECURITY**

- **Stabilizing Multiemployer Pension Plans:** The economic crisis caused by the pandemic has undermined many pension plans. Like the House bill, the Senate-passed bill stabilizes Multiemployer Pension Plans by creating a special financial assistance program under which cash payments would be made by the PBGC to financially troubled Multiemployer Pension Plans to ensure the plans can continue paying retirees' benefits, thereby protecting retirees who worked for decades to earn their benefits.

- **Stabilizing Single Employer Pension Plans:** Like the House bill, the Senate-passed bill also provides single employer pension plans with certain pension funding relief.

#### **EXTENDING AND IMPROVING VARIOUS OTHER TAX CREDITS**

- **Making A Number of Improvements to the Child and Dependent Care Tax Credit, for 2021:** Like the House bill, the Senate-passed bill makes several improvements to the Child and Dependent Care Tax Credit for 2021, including increasing the amount of child and dependent care expenses that are eligible for the credit to \$8,000 for one qualifying individual and \$16,000 for two or more qualifying individuals (such that the maximum credits would now be \$4,000 and \$8,000).
- **Strengthening the Earned Income Tax Credit for Childless Adults, for 2021:** Like the House bill, the Senate-passed bill raises the maximum Earned Income Tax Credit for childless adults from roughly \$530 to close to \$1,500, raises the income limit for the credit from about \$16,000 to about \$21,000, and eliminates the age cap for older workers, for 2021. This step will benefit more than 17 million low-income workers like cashiers and delivery drivers.
- **Extending Employee Retention Credit:** Like the House bill, the Senate-passed bill extends through December 31, 2021, the Employee Retention Credit, created by the CARES Act, which expired on December 31, 2020. The Senate bill also added certain improvements to the credit including better helping start-up businesses and expanding the credit to include employees who are working but whose businesses have suffered a significant revenue loss.
- **Extending Payroll Tax Credits for Paid Sick Leave and Paid Family and Medical Leave:** Like the House bill, the Senate-passed bill extends, from March 31, 2021 to September 30, 2021, the payroll tax credit for employers created by the Families First Coronavirus Response Act for use to help employers defray the costs of the paid sick leave and paid family and medical leave required for employees impacted by the COVID-19 pandemic under that Act.

#### ***Support for Struggling Communities***

##### **SUPPORTING SMALL BUSINESSES AND NONPROFITS**

- **Increases Paycheck Protection Program (PPP) Funding:** Like the House bill, the Senate-passed bill includes \$7.25 billion in additional funding for PPP and expands eligibility of 501(c) nonprofits of all sizes and types, except for 501(c)4 lobbying organizations.
- **Creates a Restaurant Revitalization Fund:** The Senate-passed bill increased the funding allocation for a new program at the SBA to offer assistance to restaurants and bars hard hit by the pandemic from \$25 billion to \$28.66 billion. \$5 billion is set aside specifically for smaller establishments with less than \$500,000 in 2019 annual revenue. During the first 21 days, applications from restaurants owned and operated by women, veterans, or socially and economically disadvantaged individuals will receive priority.
- **Supports Small Businesses By Providing \$15 Billion for COVID-19 Emergency Grants Through the Economic Injury Disaster Loan (EIDL) Program:** Like the House bill, the Senate-passed bill includes an additional \$15 billion for targeted EIDL Advances to help those who applied for relief in 2020 but did not receive the full \$10,000 grant.
- **Establishes the Community Navigator Pilot Program:** Like the House bill, the Senate-passed bill establishes this program to increase the awareness of and participation in COVID-19 relief programs for business owners currently lacking access, with priority for businesses owned by socially and economically disadvantaged individuals, women, and veterans
- **State Small Business Credit Initiative:** Like the House bill, the Senate-passed bill provides \$10 billion to support up to \$100 billion in small business financing through state, territorial, and tribal government programs. Of this amount, \$2.5 billion is dedicated for support to business enterprises owned and controlled by socially and economically disadvantaged individuals, including minority-owned businesses.

## **PROVIDING SUPPORT FOR FIRST RESPONDERS AND OTHER ESSENTIAL WORKERS**

- **Providing \$350 billion For New Coronavirus Relief Funds To Help Keep First Responders, Frontline Health Care Workers, and Other Essential Workers on the Job:** The bill provides \$350 billion for new Coronavirus Relief Funds for states, localities, the U.S. Territories, and the Tribal Governments, including to help keep critical workers on the job. These critical workers include frontline health care workers, police, firefighters, transit workers, teachers, EMS, and other vital workers who help keep us safe. Since the pandemic began, 1.4 million of these types of workers have lost their jobs, due to the tight budgets caused by the high expenses and reduced revenues created by the pandemic.
- **Additional Purposes for This Funding:** The Senate-passed bill adds as eligible categories for use of these funds investing in water, sewer and broadband infrastructure, as well as premium pay up to \$13 an hour in additional wages for workers performing an essential function in the pandemic. The Senate-passed bill also specifies that the funds cannot be used for pensions or for tax cuts.
- **Requirement of Spending Funds by 2024:** The Senate-passed bill adds a requirement that, to be authorized under this section, funds must be spent by December 31, 2024.
- **Funding for Localities to Be Distributed in Two Tranches:** The Senate-passed bill adds a requirement that the funding for localities be distributed in two tranches.
- **The \$350 billion In Funding in the Bill Is Broken Down as Follows:**
  - **States: Providing \$195.3 billion for the states.**
  - **Localities: Providing \$130.2 billion for local governments. Under the bill, local governments of every size would receive dedicated allotments.**
  - **Tribal Governments: Providing \$20 billion to federally recognized tribal governments.**
  - **U.S. Territories: Providing \$4.5 billion for the U.S. Territories.**
- **Senate-Passed Bill Adds A \$10 Billion Capital Project Fund:** The Senate-passed bill adds a \$10 billion Capital Project Fund “to carry out critical capital projects directly enabling work, education, and health monitoring, including remote options, in response to the public health emergency.”
- **Senate-Passed Bill Also Adds A \$2 Billion Fund for Counties:** The Senate-passed bill also adds a \$2 billion fund for counties, to be used for where “there is a negative revenue impact” from federal activities in a county.

## **PROVIDING CERTAINTY FOR FARM COMMUNITIES, GROWERS, AND PRODUCERS**

- **Strengthens the Food Supply Chains:** Like the House bill, the Senate-passed bill provides \$3.6 billion for USDA to:
  - Increase food donations with commodity purchases from farmers for distribution to food banks, nonprofits, or restaurants, to help feed families and support farmers’ bottom lines
  - Improve worker safety with resources for food and agriculture businesses to purchase personal protective equipment, test kits, and other measures that keep essential food workers safe
  - Invest in infrastructure that supports food processors, farmers markets, and producers to build resiliency in the food supply in the long term.
- **Provides Debt Relief for Socially Disadvantaged Farmers and Ranchers:** Like the House bill, the Senate-passed bill provides \$4 billion in USDA farm loan assistance to help farmers and ranchers of color who have faced discrimination for decades and to help them respond to the economic impacts of the pandemic. The Senate-passed bill gives the Secretary of Agriculture the flexibility to provide “up to 120 percent” of the outstanding debt rather than the fixed language included in the House bill.
- **Includes Funding to Support Farmers of Color:** Like the House bill, the Senate-passed bill includes \$1 billion in assistance and support for community-based organizations and 1890 Land Grant and other minority-serving institutions that work with farmers of color on land access, financial training, property issues, and training the next generation of farmers, ranchers and forest land owners and operators. The Senate-passed bill directs \$5 million of this funding must be allocated for equity commissions.
- **Relief for Rural America’s health needs:** Like the House bill, the Senate-passed bill provides \$500 million in USDA rural initiatives to help hospitals expand vaccine distribution, purchase needed medical supplies, bolsters telehealth capacity and helps hospitals facing lost revenue and high costs.

### **SUPPORTING TRIBAL GOVERNMENTS' RESPONSE TO COVID-19**

- **Guarantees Funding to Assist Tribal Governments:** Like the House bill, the Senate-passed bill includes \$20 billion in direct relief to federally recognized tribal governments to combat the COVID-19 pandemic, reduce health inequities, and improve economic opportunities.
- **Helps the Indian Health Service Meet Pandemic Health Needs and Address Disparities:** Like the House bill, the Senate-passed bill includes more than \$6 billion for the Indian Health Service, with a focus on equitable and urgent access to vaccines, testing, tracing, and mental health resources.
- **Invests in Native American Education and Language Preservation:** Like the House bill, the Senate-passed bill includes \$850 million for Bureau of Indian Education-operated elementary and secondary schools as well as Tribal Colleges and Universities. The Senate bill increases the allocation for emergency grants to support Native American language preservation from \$10 million in the House bill to \$20 million. This funding ensures elders can continue preserving the vitality of their sacred and diminishing languages during and after the coronavirus pandemic.
- **Senate-Passed Bill Makes Additional Investments in Education:** The Senate bill appropriates an additional \$190 million from unused outlays from the Indian Health Service to the Department of Education for grants to educational organizations devoted to Tribes, Native Hawaiians and Alaska Natives.
- **Provides \$900 Million for the Bureau of Indian Affairs (BIA):** Like the House bill, the Senate-passed bill provides \$900 million for essential tribal government services, tribal housing, child welfare assistance, public safety, potable water, and more.
- **Funds Housing Assistance and Supportive Services for Native Americans:** Like the House bill, the Senate-passed bill includes \$750 million to support the Indian Housing Block Grant and Indian Community Development Block Grant.
- **Provides Business Supports:** Like the House bill, the Senate-passed bill provides emergency grants, lending, and investments to eligible tribally-owned businesses, with an additional \$500 million tribal set-aside within the State Small Business Credit Initiative (SSBCI).

### **IMPROVING WORKER SAFETY & WORKERS' COMPENSATION COVERAGE**

- **Strengthens Workplace Protections for Essential Workers:** The Senate-passed bill provides a slight increase to Department of Labor funding from \$150 million in the House-passed bill to \$200 million, helping to continue UI oversight and OSHA enforcement.
- **Ensures Workers' Compensation Coverage for Frontline Federal Workers:** Establishes a presumption that COVID-19 is work-related and authorizes eligibility for medical benefits, lost wages and survivor benefits for federal and postal workers.

### **SUPPORTING VETERANS AND SERVICEMEMBERS**

- **Like the House Bill, the Senate-Passed Bill Makes Key Investments in Our Veterans Impacted by the Coronavirus Pandemic:**
  - **Ensures veterans will not have any copays or cost-sharing** for preventative treatment or services related to COVID-19 going back to April 2020 and authorizes the VA to reimburse those veterans who already submitted payments for their care during this period.
  - **Includes more than \$14.5 billion for VA to provide health care services and other related supports** – including suicide prevention, Women's health services, telehealth expansion, medical facility improvements – to eligible veterans and allows up to \$4 billion in spending for the Veterans Community Care Program.
  - **Provides nearly \$400 million for up to 12 months of retraining assistance for veterans** who are unemployed as a result of the pandemic and do not have access to other veteran education benefits. This funding covers the cost of the rapid retraining program as well as a housing allowance for enrolled veterans.
  - **Includes \$272 million for the VA to mitigate the impact of the coronavirus pandemic on the benefits claims and appeals backlog.**
  - **Provides emergency paid sick leave for VA's frontline and essential health workers.**

## **FEMA/ECONOMIC DEVELOPMENT ADMINISTRATION**

- **FEMA's Disaster Relief Fund:** Like the House bill, the Senate-passed bill includes \$50 billion for the Disaster Relief Fund for reimbursements to state, local, Tribal and territorial governments dealing with ongoing response and recovery activities from the coronavirus pandemic. This funding could be used for vaccination efforts, National Guard deployments, providing PPE to frontline workers, and other FEMA resources and activities necessary to assist communities with the pandemic. The bill also includes limited funeral assistance for families who lost a loved one due to COVID, at 100% federal cost share.
- **Additional FEMA Funding:** The Senate-passed bill included new funding with \$400 million for the Emergency Food and Shelter Program, \$300 million for FEMA Firefighter grants, \$100 million for FEMA Emergency Managers Performance Grants, and \$110 million of humanitarian relief providing to support communities and organizations assisting with the humane, safe, and orderly reception of migrant families and individuals during COVID run through the Emergency Food and Shelter Program.
- **Economic Development Administration:** Like the House bill, the Senate-passed bill provides \$3 billion for the Economic Development Administration to provide support for communities and industries that have been disproportionately impacted by the pandemic.

## **SUPPORTING TRANSIT/AIRLINE INDUSTRY & WORKERS**

- **Invests in Our Nation's Transit Systems Hard Hit by the Coronavirus Pandemic:** Transit ridership plummeted 79 percent in 2020 as a result of the COVID-19 pandemic. Like the House bill, the Senate-passed bill includes \$30 billion for transit agencies across the country to prevent, prepare and respond to the continued threat of the pandemic.
- **Like the House Bill, the Senate-Passed Bill Keeps Amtrak Fully Operational:** The House-passed bill included \$1.5 billion to keep Amtrak fully operational through the end of FY 2021, ending worker furloughs and restoring full service. The Senate-passed bill increased the total amount of funding dedicated to Amtrak by an additional \$200 million.
- **Provides Emergency Assistance to Airports and Helps Protect Aviation Industry Jobs:** Like the House bill, the Senate-passed bill includes:
  - \$8 billion to support airports across the country as well as airport concessions and their employees.
  - \$15 billion to extend the Payroll Support Program through September 30, 2021 stopping furloughs and layoffs for workers employed by passenger airlines and contractors servicing air carriers at airports.
  - \$3 billion in temporary payroll support for U.S. aerospace manufacturing companies to help cover the wages, salaries and benefits of manufacturing employees most at risk of being furloughed or laid off as a result of the pandemic.

## ***Other Provisions***

### **OTHER CRITICAL HEALTH-RELATED PROVISIONS**

- **Providing Significant Funding to Address Health Disparities:** The Senate-passed bill includes very similar provisions on addressing health disparities and protecting vulnerable populations as the House bill. The bill specifically:
  - Provides \$7.6 billion in funding to support COVID-19 response at Community Health Centers.
  - Provides an additional \$3.5 billion for the Indian Health Service.
  - Provides \$1.4 billion for Older Americans Act funding to support community-based and in-house services for older adults struggling during the pandemic.
  - Provides \$800 million to the National Health Service Corps to support primary care health and diversify our nation's clinician workforce.
  - Provides \$240 million to support the Nurse Corps Loan Repayment Program, which helps support nurses working in critical shortage and underserved areas.
  - Provides \$330 million for Teaching Health Centers that train the medical professionals who serve our most vulnerable populations.



- Provides \$150 million for the Maternal, Infant, and Early Childhood Home Visiting Program to improve the development, health and well-being of at-risk families with young children.
- Includes a provision allowing states, for five years, to extend Medicaid eligibility to women for 12 months postpartum. (The House bill would've allowed this temporary policy for seven years.)
- **Providing \$4 Billion for Expanding Behavioral and Mental Health Services:** The Senate-passed bill includes very similar provisions on expanding behavioral and mental health services as the House bill. The bill specifically:
  - Provides \$1.5 billion for the Substance Abuse Prevention and Treatment block grant program.
  - Provides \$1.5 billion for the Community Mental Health block grant program.
  - Provides \$420 million for certified community behavioral health clinics.
  - Provides \$280 million for programs that support mental and behavioral health and prevent burnout among health care providers and public safety officers.
  - Provides \$120 million for Indian Health Service mental and behavioral health prevention and treatment programs.
  - Provides \$100 million for Health Resources and Services Administration (HRSA) mental health services.
  - Provides \$80 million specifically for the Pediatric Mental Health Care Access Program at HRSA.
- **Mobilizing A Public Health Jobs Program to Support the COVID-19 Response: Like** Like the House bill, the Senate-passed bill provides additional funding to expand the public health workforce, including:
  - Providing \$7.6 billion in funding to public health departments to hire 100,000 additional full-time employees into the public health workforce.
  - Providing \$240 million for meeting the public health workforce needs of the Indian Health Service.
  - Providing \$100 million to support the Medical Reserve Corps, which consists of a network of volunteer medical and public health professionals that support emergency response efforts and community health activities.
- **Helping Skilled Nursing Facilities Better Cope with COVID-19: Like** Like the House bill, the Senate-passed bill takes steps to help skilled nursing facilities better cope with the challenges posed by COVID-19, including:
  - Providing \$500 million to deploy strike teams to help nursing home facilities manage outbreaks of COVID-19 when they occur.
  - Providing \$200 million to the Secretary of HHS for the purpose of carrying out infection control support related to COVID-19 in skilled nursing facilities through quality improvement organizations.
- **Addressing the Global COVID-19 Pandemic, With Assistance:** Like the House bill, the Senate-passed bill addresses the global nature of the COVID-19 pandemic, including by:
  - Providing \$8.7 billion for Global Health Funding for both bilateral and multilateral efforts to directly combat the virus and slow the threat of mutations by addressing immediate needs such as vaccine development, delivery, and distribution, and supporting health systems.
  - Providing \$580 million for the United Nations Global Humanitarian Response Plan for COVID-19.
  - Providing \$800 million for the Food for Peace program.
  - Providing \$750 million for CDC global health programs.

#### **PROMOTING COVID-19 RELATED RESEARCH**

- **Like the House Bill, Senate-Passed Bill Provides A Total of \$750 Million for COVID-Related Research, Including:**
  - Providing \$150 million for COVID-19 related research at the National Institute of Standards and Technology.
  - Providing \$600 million for COVID-19 related research at the National Science Foundation.

# Class 100 COVID-19 Expenses and Overtime

Nathaniel Olin

Wed Jun 17 11:42:49 2020

The below analysis covers costs for pay periods ending 3/22 to 6/7

1. **Employees doing new work (CRF), and overtime for existing work (FEMA):** All "COVID" or "Essential" time, onsite or offsite, plus all HAZMAT, out of class, and overtime pay, for select job codes in public safety and public health departments (Fire, Police, OEM, DPH, DBHIDS, CLIP, L&I, and OHS).
2. **Employees doing overtime for existing work (FEMA):** of All overtime for select job codes for Prisons, Streets, Water, Fleet, DPP, 311, and the Library,
3. **Employees doing new work (CRF):** All "COVID" or "Essential" time, onsite or offsite, for OCF, DHS, and Commerce (which includes the Airport).

## Total Costs

Pay Type	Amount
Essential/COVID 1.0	\$23,392,108
Essential/COVID 0.5	\$10,835,349
Overtime (includes HAZMAT overtime)	\$32,176,369
Other (HAZMAT, Out of Class)	\$5,811,790
<b>Total</b>	<b>\$72,215,617</b>

Technical note: the logic used to code 1.0 vs 0.5 time is:

- Essential/COVID 0.5
  - Element Name is either E\_Essential Work 0\_5 or E\_Essential Work 0\_5 Retro , OR
  - Element Name is E\_TEW Retro AND Hours Type is either Essential Offsite 1\_5 or Essential Onsite 1\_5
- Essential/COVID 1.0
  - Element Name is either E\_TEW or E\_TEW Retro AND Hours Type is either COVID Offsite , COVID Onsite , Essential Offsite 1\_0 (Base Pay) , Or Essential Onsite 1\_0 (Base Pay)

# Costs by Department

Department	COVID/Essential 1.0	COVID/Essential 0.5	Overtime	HAZMAT/Out of Class
PFD Fire	\$40,235	\$2,368,251	\$13,231,555	\$5,811,790
PPD Police	\$429,858	\$6,845,231	\$11,805,217	\$0
DHS Dept of Human Services	\$7,521,918	\$374,051	\$0	\$0
COM Commerce	\$4,385,764	\$270,268	\$0	\$0
DBH Behav Hlth ID Svcs	\$3,377,914	\$425,217	\$22,412	\$0
PPS Prisons	\$0	\$0	\$3,258,537	\$0
PPR Parks and Recreation	\$3,100,612	\$157,243	\$0	\$0
DPH Health	\$2,055,340	\$153,287	\$168,474	\$0
PWD Water	\$0	\$0	\$1,420,925	\$0
STS Streets	\$0	\$0	\$1,406,459	\$0
LNI Licenses and Inspections	\$1,274,380	\$162,790	\$99,687	\$0
MDO Managing Director Office	\$816,616	\$53,365	\$410,924	\$0
OSH Ofc of Homeless Services	\$389,473	\$25,648	\$60,825	\$0
OFM Fleet Management	\$0	\$0	\$216,657	\$0
DPP Public Property	\$0	\$0	\$59,057	\$0
FLP Free Library of Phila	\$0	\$0	\$15,639	\$0
<b>Total</b>	<b>\$23,392,108</b>	<b>\$10,835,349</b>	<b>\$32,176,369</b>	<b>\$5,811,790</b>

# Costs by pay period

Pay Period End Date	COVID/Essential 1.0	COVID/Essential 0.5	Overtime	HAZMAT/Out of Class
2020-03-22	\$794,686	\$741,072	\$5,974,313	\$1,006,468

Pay Period End Date	COVID/Essential 1.0	COVID/Essential 0.5	Overtime	HAZMAT/Out of Class
2020-03-29	\$293,397	\$157,243	\$412,961	0
2020-04-05	\$3,041,110	\$9,024,029	\$5,262,720	\$1,003,605
2020-04-12	\$338,212	0	\$553,229	0
2020-04-19	\$3,470,143	\$912,881	\$5,103,815	\$965,276
2020-04-26	\$518,783	0	\$462,645	0
2020-05-03	\$4,227,695	0	\$4,823,898	\$893,828
2020-05-10	\$611,324	0	\$478,949	0
2020-05-17	\$4,591,126	\$125.41	\$4,410,695	\$983,670
2020-05-24	\$688,446	0	\$516,578	0
2020-05-31	\$4,166,275	0	\$3,482,197	\$958,943
2020-06-07	\$650,913	0	\$694,369	0

## Appendix: Job Codes Included

Note: COVID Offsite and COVID Onsite are coded under E\_TEW in OnePhilly.

PFD Fire	PPD Police	COM Commerce	DBH Behav Hlth ID Svcs	PPS Prisons	DHS Dept of Human Services
DPH Health	OSH Ofc of Homeless Services	MDO Managing Director Office	LNI Licenses and Inspections		
OFM Fleet Management	PWD Water	PPR Parks and Recreation	FLP Free Library of Phila	STS Streets	
DPP Public Property					
Job Title	Pay Types				

Job Title	Pay Types
6B01.Firefighter	E_Hazmat Premium, E_Overtime 1_5 NP, S_Fire Premium Pay, S_Out of Class, S_Fire Hazmat Pay, S_HAZMAT Overtime, E_HAZMAT Hourly, E_Essential Work 0_5, E_Overtime 1_5 NP Retro, S_HAZMAT Overtime Retro, S_Fire Hazmat Pay Retro, E_HAZMAT Hourly Retro, S_Out of Class Retro, E_Overtime 1_0 NP, E_Overtime 1_0 NP Retro
6B03.Fire Lieutenant	E_Hazmat Premium, E_Overtime 1_5 NP, S_Fire Premium Pay, S_HAZMAT Overtime, S_Fire Hazmat Pay, S_Out of Class, E_Overtime 1_5 NP Retro, E_Essential Work 0_5, S_Fire Hazmat Pay Retro, S_HAZMAT Overtime Retro, E_HAZMAT Hourly Retro, E_HAZMAT Hourly, E_Overtime 1_0 NP, S_Out of Class Retro
6B04.Fire Captain	E_Hazmat Premium, S_Fire Premium Pay, E_Overtime 1_5 NP, S_Out of Class, S_HAZMAT Overtime, S_Fire Hazmat Pay, E_HAZMAT Hourly, E_Essential Work 0_5, E_Overtime 1_5 NP Retro, S_Out of Class Retro, S_Fire Hazmat Pay Retro, S_HAZMAT Overtime Retro
6B05.Fire Battalion Chief	E_Hazmat Premium, S_Fire Premium Pay, S_Fire Hazmat Pay, S_Out of Class, S_HAZMAT Overtime, E_HAZMAT Hourly, E_Overtime 1_5 NP, E_Essential Work 0_5, S_HAZMAT Overtime Retro, E_HAZMAT Hourly Retro, S_Fire Hazmat Pay Retro, S_Out of Class Retro
6B06.Fire Deputy Chief	E_Hazmat Premium, S_Fire Premium Pay, S_Out of Class, S_Fire Hazmat Pay, S_HAZMAT Overtime, E_Essential Work 0_5, S_Fire Hazmat Pay Retro
6B07.Assistant Fire Chief	E_Hazmat Premium, S_Fire Premium Pay, S_Out of Class, E_Essential Work 0_5
6B21.Fire Service Emergency Medical Technician	E_Hazmat Premium, S_Fire Premium Pay, E_Overtime 1_5 NP, E_Overtime 1_5 NP Retro, E_Essential Work 0_5
6B22.Fire Serv Paramedic	E_Hazmat Premium, E_Overtime 1_5 NP, S_Fire Premium Pay, S_Out of Class, E_Overtime 1_5 NP Retro, E_Essential Work 0_5, S_Out of Class Retro
6B23.Fire Service Paramedic Lieutenant	E_Hazmat Premium, S_Fire Premium Pay, E_Overtime 1_5 NP, S_Out of Class, E_Essential Work 0_5, E_Overtime 1_5 NP Retro, S_Out of Class Retro

<b>Job Title</b>	<b>Pay Types</b>
6B24.Fire Paramedic Captain	E_Hazmat Premium, S_Fire Premium Pay, E_Overtime 1_5 NP, S_Out of Class, E_Overtime 1_5 NP Retro, E_Essential Work 0_5, S_Out of Class Retro, E_Overtime 1_0 NP, E_Overtime 1_0 NP Retro
6B25.Fire Paramedic Services Chief	E_Hazmat Premium, S_Fire Premium Pay, E_Essential Work 0_5, S_Out of Class Retro, S_Out of Class
6B26.Fire Paramedic Deputy Chief	E_Hazmat Premium, S_Fire Premium Pay, E_Essential Work 0_5
6B30.Fire Service Paramedic Infection Control Off	E_Hazmat Premium, E_Overtime 1_5 NP, S_Fire Premium Pay, E_Overtime 1_5 NP Retro, E_Essential Work 0_5
6J42.Fire Equipment Dispatcher	E_Overtime 1_0, E_Overtime 1_5P, E_Overtime 2_0P, E_Essential Work 0_5, E_Overtime 1_5P Retro, E_Overtime 2_0P Retro, E_Overtime 1_0 Retro
6J43.Fire Equipment Dispatcher Supervisor	E_Overtime 1_5P, E_Overtime 1_0, E_Essential Work 0_5, E_Overtime 1_5P Retro, E_Overtime 2_0P Retro, E_Overtime 2_0P, E_Overtime 1_0 Retro
6J44.Chief Fire Equipment Dispatcher	E_Essential Work 0_5, E_Overtime 1_5P, E_TEW
6J45.Fire Equip Dispatcher Asst Chief	E_Essential Work 0_5, E_TEW, E_Overtime 1_5P

Job Title	Pay Types
D356.Deputy Fire Commissioner For Management	E_TEW Retro, E_Essential Work 0_5, E_TEW

Date of work		5/18/2020 to 6/30/2020
*USE SEPARATE PAGE/TAB FOR EACH DAY WORKED		
Brief Description of Work		
Retrofitting of offices for to prevent spread of Covid-19		
Facility Management		
Date	Total	Applicable Orders and Mandates
5/18/20	\$310.55	The Mayor May 29, 2020 Order for limited opening of non-essential activities consistent with the Governor suspension of stay-at-home order effective June 5, 2020
5/19/20	\$1,976.79	The Mayor May 29, 2020 Order for limited opening of non-essential activities consistent with the Governor suspension of stay-at-home order effective June 5, 2020
5/20/20	\$1,976.79	The Mayor May 29, 2020 Order for limited opening of non-essential activities consistent with the Governor suspension of stay-at-home order effective June 5, 2020
5/22/20	\$1,045.23	The Mayor May 29, 2020 Order for limited opening of non-essential activities consistent with the Governor suspension of stay-at-home order effective June 5, 2020
5/26/20	\$860.57	The Mayor May 29, 2020 Order for limited opening of non-essential activities consistent with the Governor suspension of stay-at-home order effective June 5, 2020
5/27/20	\$1,023.65	The Mayor May 29, 2020 Order for limited opening of non-essential activities consistent with the Governor suspension of stay-at-home order effective June 5, 2020
6/1/20	\$1,646.93	The Mayor May 29, 2020 Order for limited opening of non-essential activities consistent with the Governor suspension of stay-at-home order effective June 5, 2020
6/9/20	\$719.39	The Mayor May 29, 2020 Order for limited opening of non-essential activities consistent with the Governor suspension of stay-at-home order effective June 5, 2020
6/11/20	\$770.95	The Mayor May 29, 2020 Order for limited opening of non-essential activities consistent with the Governor suspension of stay-at-home order effective June 5, 2020
6/12/20	\$321.21	The Mayor May 29, 2020 Order for limited opening of non-essential activities consistent with the Governor suspension of stay-at-home order effective June 5, 2020
6/15/20	\$538.20	The Mayor May 29, 2020 Order for limited opening of non-essential activities consistent with the Governor suspension of stay-at-home order effective June 5, 2020
6/16/20	\$703.18	The Mayor May 29, 2020 Order for limited opening of non-essential activities consistent with the Governor suspension of stay-at-home order effective June 5, 2020
6/17/20	\$536.52	The Mayor May 29, 2020 Order for limited opening of non-essential activities consistent with the Governor suspension of stay-at-home order effective June 5, 2020
6/22/20	\$949.71	The Mayor May 29, 2020 Order for limited opening of non-essential activities consistent with the Governor suspension of stay-at-home order effective June 5, 2020
6/24/20	\$1,036.65	The Mayor May 29, 2020 Order for limited opening of non-essential activities consistent with the Governor suspension of stay-at-home order effective June 5, 2020
6/25/20	\$1,332.36	The Mayor May 29, 2020 Order for limited opening of non-essential activities consistent with the Governor suspension of stay-at-home order effective June 5, 2020
6/26/20	\$386.89	The Mayor May 29, 2020 Order for limited opening of non-essential activities consistent with the Governor suspension of stay-at-home order effective June 5, 2020
6/29/20	\$472.88	The Mayor May 29, 2020 Order for limited opening of non-essential activities consistent with the Governor suspension of stay-at-home order effective June 5, 2020
6/30/20	\$351.59	The Mayor May 29, 2020 Order for limited opening of non-essential activities consistent with the Governor suspension of stay-at-home order effective June 5, 2020
Total	\$16,960.03	



## PWD Covid-Related Expenditure (March to June, 2020)

		Units/Responsibility Center					
Description	Class	Facility Mgt	OT for Covid-19	D&R	Emergency Coord. (Nicole)	Material Mgt	Total
Personnel cost	100	\$ 16,960.03	\$ 1,420,925.00	\$ 272,826.90	13,760.10		1,724,472.03
Purchase of Services	200						-
Materials	300	\$ 8,041.61				154,829.68	162,871.29
Equipment and Vehicle	400	\$ 6,856.60		\$ 197,334.65	49.05		204,240.30
		\$ 31,858.25	\$ 1,420,925.00	\$ 470,161.54	\$ 13,809.15	\$ 154,829.68	\$ 2,091,583.62

Date of work 3/16/2020 to 4/18/2020				
*USE SEPARATE PAGE/TAB FOR EACH DAY WORKED				
Brief Description of Work				
Restore service to PWD customers				
Date	Labor	Vehicle/ Equipment	Total	Applicable orders and mandates
3/16/20	\$8,924.72	\$5,890.43	\$14,815.14	The Governor March 6, 2020 Proclamation of Disaster Emergency.
3/17/20	\$10,696.97	\$6,422.08	\$17,119.05	The Governor March 6, 2020 Proclamation of Disaster Emergency.
3/18/20	\$11,374.00	\$7,566.08	\$18,940.08	The Governor March 6, 2020 Proclamation of Disaster Emergency.
3/19/20	\$10,457.75	\$7,543.64	\$18,001.39	The Governor March 6, 2020 Proclamation of Disaster Emergency.
3/20/20	\$10,133.97	\$7,127.32	\$17,261.29	The Governor March 6, 2020 Proclamation of Disaster Emergency.
3/23/20	\$9,095.52	\$6,471.91	\$15,567.43	The Governor March 6, 2020 Proclamation of Disaster Emergency.
3/24/20	\$10,014.81	\$7,098.31	\$17,113.12	The Governor March 6, 2020 Proclamation of Disaster Emergency.
3/25/20	\$9,994.11	\$6,865.27	\$16,859.38	The Governor March 6, 2020 Proclamation of Disaster Emergency.
3/26/20	\$10,357.62	\$7,490.49	\$17,848.11	The Governor March 6, 2020 Proclamation of Disaster Emergency.
3/27/20	\$9,517.30	\$6,471.91	\$15,989.21	The Governor March 6, 2020 Proclamation of Disaster Emergency.
3/28/20	\$7,043.93	\$5,358.93	\$12,402.86	The Governor March 6, 2020 Proclamation of Disaster Emergency.
3/30/20	\$9,188.29	\$5,970.48	\$15,158.77	The Governor March 6, 2020 Proclamation of Disaster Emergency.
3/31/20	\$9,411.85	\$7,041.69	\$16,453.54	The Governor March 6, 2020 Proclamation of Disaster Emergency.
4/1/20	\$8,949.52	\$6,927.94	\$15,877.46	The Governor March 6, 2020 Proclamation of Disaster Emergency.
4/2/20	\$8,632.78	\$6,725.98	\$15,358.76	The Governor March 6, 2020 Proclamation of Disaster Emergency.
4/3/20	\$8,175.19	\$6,368.49	\$14,543.68	The Governor March 6, 2020 Proclamation of Disaster Emergency.
4/4/20	\$7,719.03	\$5,142.78	\$12,861.81	The Governor March 6, 2020 Proclamation of Disaster Emergency.
4/6/20	\$8,576.61	\$6,796.40	\$15,373.01	The Governor March 6, 2020 Proclamation of Disaster Emergency.
4/7/20	\$9,375.65	\$7,176.33	\$16,551.98	The Governor March 6, 2020 Proclamation of Disaster Emergency.
4/8/20	\$8,499.97	\$6,308.11	\$14,808.08	The Governor March 6, 2020 Proclamation of Disaster Emergency.
4/9/20	\$5,794.88	\$4,281.51	\$10,076.39	The Governor March 6, 2020 Proclamation of Disaster Emergency.
4/11/20	\$5,049.18	\$4,762.56	\$9,811.74	The Governor March 6, 2020 Proclamation of Disaster Emergency.
4/13/20	\$6,153.41	\$5,104.84	\$11,258.25	The Governor March 6, 2020 Proclamation of Disaster Emergency.
4/14/20	\$8,792.81	\$6,886.16	\$15,678.97	The Governor March 6, 2020 Proclamation of Disaster Emergency.
4/15/20	\$8,015.43	\$6,187.42	\$14,202.85	The Governor March 6, 2020 Proclamation of Disaster Emergency.
4/16/20	\$7,564.77	\$6,151.03	\$13,715.80	The Governor March 6, 2020 Proclamation of Disaster Emergency.
4/17/20	\$8,108.26	\$5,522.71	\$13,630.97	The Governor March 6, 2020 Proclamation of Disaster Emergency.
4/18/20	\$7,156.39	\$3,710.49	\$10,866.88	The Governor March 6, 2020 Proclamation of Disaster Emergency.
4/20/20	\$9,535.20	\$6,977.47	\$16,512.67	The Governor March 6, 2020 Proclamation of Disaster Emergency.
4/21/20	\$10,373.47	\$7,626.68	\$18,000.15	The Governor March 6, 2020 Proclamation of Disaster Emergency.
4/22/20	\$10,143.55	\$7,359.21	\$17,502.76	The Governor March 6, 2020 Proclamation of Disaster Emergency.
Total	\$272,826.90	\$197,334.65	\$470,161.54	

Date of work		April and May, 2020	
*USE SEPARATE PAGE/TAB FOR EACH DAY WORKED			
Brief Description of Work			
Emergency Coordination			
Date	Labor	Vehicle/ Equipment	Total
March	\$7,039.23	\$49.05	\$7,088.28
April	\$6,720.87		\$6,720.87
			\$0.00
			\$0.00
			\$0.00
			\$0.00
			\$0.00
			\$0.00
			\$0.00
			\$0.00
			\$0.00
			\$0.00
			\$0.00
			\$0.00
Total	\$13,760.10	\$49.05	\$13,809.15

Applicable orders and mandates
The Governor March 6, 2020 Proclamation of Disaster Emergency.
The Governor March 6, 2020 Proclamation of Disaster Emergency.

Date of work		5/18/2020 to 6/30/2020
*USE SEPARATE PAGE/TAB FOR EACH DAY WORKED		
Brief Description of Work		
Retrofitting of offices for to prevent spread of Covid-19		
Facility Management		
Date	Total	Applicable Orders and Mandates
5/18/20	\$897.60	The Mayor May 29, 2020 Order for limited opening of non-essential activities consistent with the Governor suspension of stay-at-home order effective June 5, 2020
5/21/20	\$634.52	The Mayor May 29, 2020 Order for limited opening of non-essential activities consistent with the Governor suspension of stay-at-home order effective June 5, 2020
5/22/20	\$634.52	The Mayor May 29, 2020 Order for limited opening of non-essential activities consistent with the Governor suspension of stay-at-home order effective June 5, 2020
5/27/20	\$538.56	The Mayor May 29, 2020 Order for limited opening of non-essential activities consistent with the Governor suspension of stay-at-home order effective June 5, 2020
6/9/20	\$359.04	The Mayor May 29, 2020 Order for limited opening of non-essential activities consistent with the Governor suspension of stay-at-home order effective June 5, 2020
6/11/20	\$426.36	The Mayor May 29, 2020 Order for limited opening of non-essential activities consistent with the Governor suspension of stay-at-home order effective June 5, 2020
6/16/20	\$359.04	The Mayor May 29, 2020 Order for limited opening of non-essential activities consistent with the Governor suspension of stay-at-home order effective June 5, 2020
6/17/20	\$179.52	The Mayor May 29, 2020 Order for limited opening of non-essential activities consistent with the Governor suspension of stay-at-home order effective June 5, 2020
6/22/20	\$538.56	The Mayor May 29, 2020 Order for limited opening of non-essential activities consistent with the Governor suspension of stay-at-home order effective June 5, 2020
6/24/20	\$538.56	The Mayor May 29, 2020 Order for limited opening of non-essential activities consistent with the Governor suspension of stay-at-home order effective June 5, 2020
6/25/20	\$897.60	The Mayor May 29, 2020 Order for limited opening of non-essential activities consistent with the Governor suspension of stay-at-home order effective June 5, 2020
6/26/20	\$359.04	The Mayor May 29, 2020 Order for limited opening of non-essential activities consistent with the Governor suspension of stay-at-home order effective June 5, 2020
6/29/20	\$314.16	The Mayor May 29, 2020 Order for limited opening of non-essential activities consistent with the Governor suspension of stay-at-home order effective June 5, 2020
6/30/20	\$179.52	The Mayor May 29, 2020 Order for limited opening of non-essential activities consistent with the Governor suspension of stay-at-home order effective June 5, 2020
Total		\$6,856.60

PWD-Covid 19 expenditure

Date	Req #	Index Code	Class code	PO Number	Vendor	Description	Justification	Amount	Unit Requesting	Applicable Orders and Mandates
5/19/2020	25'	281247	30551-000-006	POXX19116948	Metal Stock INC.	1/4" x 2" aluminum flat bar	2.212 per ft.	\$55.30	f/m	The Mayor May 29, 2020 Order for limited opening of non-essential activities consistent with the Governor suspension of stay-at-home order effective June 5, 2020
5/19/2020	12'	281247	30551-000-006	POXX19116948	Metal Stock INC.	3"x3"x1/4" aluminum angle	2.291 per ft.	\$27.49	f/m	The Mayor May 29, 2020 Order for limited opening of non-essential activities consistent with the Governor suspension of stay-at-home order effective June 5, 2020
5/19/2020	576 sq ft.	281247	30571-001	POXX18111726	State Glass & Upholstery INC.	1/4" "G" grade Plexiglass	13.24 per sq. ft.	\$7,626.24	f/m	The Mayor May 29, 2020 Order for limited opening of non-essential activities consistent with the Governor suspension of stay-at-home order effective June 5, 2020
6/16/2020	6ea	281247	petty cash	check #1603	lowes home center	wh5G Peva shower liner-1072792	6.98 ea	\$ 41.88	f/m	The Mayor May 29, 2020 Order for limited opening of non-essential activities consistent with the Governor suspension of stay-at-home order effective June 5, 2020
6/16/2020	6ea	281247	petty cash	check #1603	lowes home center	neverrust CH Ring-820203	10.98 ea	\$ 65.88	f/m	The Mayor May 29, 2020 Order for limited opening of non-essential activities consistent with the Governor suspension of stay-at-home order effective June 5, 2020
6/22/2020	12ea	281247	petty cash	check#1604	Fairmount General store	shower curtian liner-4291852	13.99ea	\$ 167.88	f/m	The Mayor May 29, 2020 Order for limited opening of non-essential activities consistent with the Governor suspension of stay-at-home order effective June 5, 2020
6/22/2020	12ea	281247	petty cash	check#1604	Fairmount General store	shower curtain rings(12 pack)-44184	2.99ea	\$ 17.94	f/m	The Mayor May 29, 2020 Order for limited opening of non-essential activities consistent with the Governor suspension of stay-at-home order effective June 5, 2020
6/22/2020	3ea	281247	petty cash	check#1605	Fairmount General store	Acrylic Glue-5oz tube	13.00ea	\$ 39.00	f/m	The Mayor May 29, 2020 Order for limited opening of non-essential activities consistent with the Governor suspension of stay-at-home order effective June 5, 2020
								<b>\$8,041.61</b>		

Index	Sub-obj	Vendor Name	Sum of Expenditure
<b>280180</b>		<b>308</b> SAF T GARD	3,000.00
		<b>312</b> SAFEWARE INCORPORATED	9,760.00
		<b>317</b> W B MASON COMPANY INC	3,768.10
<b>281254</b>		<b>312</b> FAIRMOUNT GENERAL STORE	82,992.60
		ARBILL INDUSTRIES	637.80
		MAXON SUPPLIES LLC	396.90
<b>284950</b>		<b>308</b> MAXON SUPPLIES LLC	2,082.48
		<b>312</b> MAXON SUPPLIES LLC	19,226.80
<b>284965</b>		<b>318</b> AMERICHEM INTERNATIONAL	32,965.00
<b>Grand Total</b>			<b>154,829.68</b>

ID	OT 1.0	OT 1_SP	OT 2_OP	Title	Qualify for Reimb	Hourly rate	OT 1.0	OT 1_SP	OT 2_OP	Total	Applicable orders and mandates
134778		0.5	13	7C13.Heavy Equipment Operator 1	7C13.Heavy Equipment Operator 1	25.59	-	19.19	665.39	684.58	The Governor March 6, 2020 Proclamation of Disaster Emergency.
143500		10.2		2104.Public Information Officer	2104.Public Information Officer	37.86	-	579.19	-	579.19	The Governor March 6, 2020 Proclamation of Disaster Emergency.
148551			1	7011.Custodial Worker 1	7011.Custodial Worker 1	18.48	-	27.71	-	27.71	The Governor March 6, 2020 Proclamation of Disaster Emergency.
168172		6		7805.Water Conveyance Supervisor	7805.Water Conveyance Supervisor	36.62	-	329.58	-	329.58	The Governor March 6, 2020 Proclamation of Disaster Emergency.
169536		22		7805.Water Conveyance Supervisor	7805.Water Conveyance Supervisor	36.62	-	1,208.47	-	1,208.47	The Governor March 6, 2020 Proclamation of Disaster Emergency.
169547		25		7C11.Equipment Operator 1	7C11.Equipment Operator 1	21.76	-	816.13	-	816.13	The Governor March 6, 2020 Proclamation of Disaster Emergency.
172955		91.9		7805.Water Conveyance Supervisor	7805.Water Conveyance Supervisor	36.72	-	5,062.15	-	5,062.15	The Governor March 6, 2020 Proclamation of Disaster Emergency.
172959		37		7132.Water Maintenance Superintendent	7132.Water Maintenance Superintendent	40.79	-	2,264.00	-	2,264.00	The Governor March 6, 2020 Proclamation of Disaster Emergency.
175530		102.5		7808.Water Customer Service Assistant Manager	7808.Water Customer Service Assistant Manager	36.72	-	5,646.03	-	5,646.03	The Governor March 6, 2020 Proclamation of Disaster Emergency.
178074		33	13	7803.Water Distribution Crew Chief	7803.Water Distribution Crew Chief	24.66	-	1,220.52	641.08	1,861.60	The Governor March 6, 2020 Proclamation of Disaster Emergency.
180228		14.5		7806.Water Conveyance Sys Asst Superintendent	7806.Water Conveyance Sys Asst Superintendent	40.79	-	887.25	-	887.25	The Governor March 6, 2020 Proclamation of Disaster Emergency.
180445		30		7C13.Heavy Equipment Operator 1	7C13.Heavy Equipment Operator 1	25.59	-	1,142.47	-	1,142.47	The Governor March 6, 2020 Proclamation of Disaster Emergency.
180781		136	24	7E51.Pumping Station Operator	7E51.Pumping Station Operator	22.08	-	4,500.03	1,060.01	5,565.03	The Governor March 6, 2020 Proclamation of Disaster Emergency.
181229		7.5		3871.Construction Engineer 1	3871.Construction Engineer 1	40.79	-	407.83	-	407.83	The Governor March 6, 2020 Proclamation of Disaster Emergency.
183418		46	1	3A73.Industrial Waste Control Supervisor	3A73.Industrial Waste Control Supervisor	40.79	-	979.03	81.59	1,060.61	The Governor March 6, 2020 Proclamation of Disaster Emergency.
184542		29.5		7806.Water Conveyance Sys Asst Superintendent	7806.Water Conveyance Sys Asst Superintendent	40.79	-	1,805.08	-	1,805.08	The Governor March 6, 2020 Proclamation of Disaster Emergency.
184739		1		7805.Water Conveyance Supervisor	7805.Water Conveyance Supervisor	36.72	-	55.08	-	55.08	The Governor March 6, 2020 Proclamation of Disaster Emergency.
184760		4		7134.Industrial Process Machinery Mechanic	7134.Industrial Process Machinery Mechanic	28.05	-	168.33	-	168.33	The Governor March 6, 2020 Proclamation of Disaster Emergency.
187443		25.5		7K18.Industrial Electrician Group Leader	7K18.Industrial Electrician Group Leader	32.72	-	1,251.43	-	1,251.43	The Governor March 6, 2020 Proclamation of Disaster Emergency.
187494		20		7135.Industrial Process Mach Mechanic Grp Ldr	7135.Industrial Process Mach Mechanic Grp Ldr	29.62	-	888.49	-	888.49	The Governor March 6, 2020 Proclamation of Disaster Emergency.
188562	7.5			7815.Water Field Customer Service Representative	7815.Water Field Customer Service Representative	24.64	184.77	1,330.38	-	1,515.15	The Governor March 6, 2020 Proclamation of Disaster Emergency.
188598		164.5	28	7813.Emergency Wtr Distribution Repair Worke	7813.Emergency Wtr Distribution Repair Worke	23.27	-	5,765.54	1,308.49	7,074.03	The Governor March 6, 2020 Proclamation of Disaster Emergency.
188692		56.5		7C13.Heavy Equipment Operator 1	7C13.Heavy Equipment Operator 1	25.59	-	2,143.03	-	2,143.03	The Governor March 6, 2020 Proclamation of Disaster Emergency.
189634		17.7		7135.Industrial Process Mach Mechanic Grp Ldr	7135.Industrial Process Mach Mechanic Grp Ldr	29.62	-	786.31	-	786.31	The Governor March 6, 2020 Proclamation of Disaster Emergency.
190442		104		7E51.Pumping Station Operator	7E51.Pumping Station Operator	24.64	-	3,843.32	-	3,843.32	The Governor March 6, 2020 Proclamation of Disaster Emergency.
191579		103	8.5	7E46.Water Treatment Plant Oper Crew Chief	7E46.Water Treatment Plant Oper Crew Chief	26.51	-	4,095.94	450.69	4,546.63	The Governor March 6, 2020 Proclamation of Disaster Emergency.
191782		21.5		7806.Water Conveyance Sys Asst Superintendent	7806.Water Conveyance Sys Asst Superintendent	40.69	-	1,312.29	-	1,312.29	The Governor March 6, 2020 Proclamation of Disaster Emergency.
192672	6	36		7014.Custodial Work Supervisor 1	7014.Custodial Work Supervisor 1	25.87	155.19	1,396.72	-	1,551.91	The Governor March 6, 2020 Proclamation of Disaster Emergency.
192750		13	1.5	3A73.Industrial Waste Control Supervisor	3A73.Industrial Waste Control Supervisor	40.69	-	793.48	122.07	915.55	The Governor March 6, 2020 Proclamation of Disaster Emergency.
193078		8		6117.Water Customer Care Representative	6117.Water Customer Care Representative	24.64	-	2,267.19	-	2,267.19	The Governor March 6, 2020 Proclamation of Disaster Emergency.
193725		1		7C13.Heavy Equipment Operator 1	7C13.Heavy Equipment Operator 1	25.29	-	303.44	-	303.44	The Governor March 6, 2020 Proclamation of Disaster Emergency.
193841		40.5		7C14.Heavy Equipment Operator 2	7C14.Heavy Equipment Operator 2	26.51	-	1,610.54	-	1,610.54	The Governor March 6, 2020 Proclamation of Disaster Emergency.
194691		200.5	24.5	7E46.Water Treatment Plant Oper Crew Chief	7E46.Water Treatment Plant Oper Crew Chief	26.51	-	7,973.17	1,299.04	9,272.20	The Governor March 6, 2020 Proclamation of Disaster Emergency.
194764		56.5		7C14.Heavy Equipment Operator 2	7C14.Heavy Equipment Operator 2	26.51	-	2,246.80	-	2,246.80	The Governor March 6, 2020 Proclamation of Disaster Emergency.
195817		98.5	8.5	7814.Emergency Water Distribution Crew Chief	7814.Emergency Water Distribution Crew Chief	25.29	-	3,736.08	429.87	4,165.95	The Governor March 6, 2020 Proclamation of Disaster Emergency.
196202		4.9		3864.Environmental Engineer 4	3864.Environmental Engineer 4	56.33	-	414.06	-	414.06	The Governor March 6, 2020 Proclamation of Disaster Emergency.
196271		4		2E07.Procurement Specification Analyst	2E07.Procurement Specification Analyst	35.75	-	214.49	-	214.49	The Governor March 6, 2020 Proclamation of Disaster Emergency.
196339		2		7808.Water Customer Service Assistant Manager	7808.Water Customer Service Assistant Manager	36.62	-	1,208.47	-	1,208.47	The Governor March 6, 2020 Proclamation of Disaster Emergency.
196465		16		3A73.Industrial Waste Control Supervisor	3A73.Industrial Waste Control Supervisor	40.69	-	976.59	-	976.59	The Governor March 6, 2020 Proclamation of Disaster Emergency.
196916		15.5		7E64.Electronic Technician 2	7E64.Electronic Technician 2	29.62	-	688.58	-	688.58	The Governor March 6, 2020 Proclamation of Disaster Emergency.
196999		32	8.5	7C13.Heavy Equipment Operator 1	7C13.Heavy Equipment Operator 1	25.29	-	1,213.75	429.87	1,643.62	The Governor March 6, 2020 Proclamation of Disaster Emergency.
197249		2		7811.Water Main Equipment Mechanic	7811.Water Main Equipment Mechanic	23.37	-	70.10	-	70.10	The Governor March 6, 2020 Proclamation of Disaster Emergency.
197451		64	4	7E45.Water Treatment Plant Operator	7E45.Water Treatment Plant Operator	23.69	-	2,274.15	189.51	2,463.66	The Governor March 6, 2020 Proclamation of Disaster Emergency.
197588		8		7K18.Industrial Electrician Group Leader	7K18.Industrial Electrician Group Leader	32.72	-	392.60	-	392.60	The Governor March 6, 2020 Proclamation of Disaster Emergency.
197762		22	14.5	7C13.Heavy Equipment Operator 1	7C13.Heavy Equipment Operator 1	25.29	-	834.45	733.31	1,567.76	The Governor March 6, 2020 Proclamation of Disaster Emergency.
197771		13		7805.Water Conveyance Supervisor	7805.Water Conveyance Supervisor	36.62	-	714.10	-	714.10	The Governor March 6, 2020 Proclamation of Disaster Emergency.
197812		122	12	3A19.Construction Projects Technician Supervisor	3A19.Construction Projects Technician Supervisor	32.72	-	5,987.22	785.21	6,772.43	The Governor March 6, 2020 Proclamation of Disaster Emergency.
197836		6	13	7C14.Heavy Equipment Operator 2	7C14.Heavy Equipment Operator 2	26.51	-	238.60	689.28	927.88	The Governor March 6, 2020 Proclamation of Disaster Emergency.
197893		42.5	11	7805.Water Conveyance Supervisor	7805.Water Conveyance Supervisor	36.62	-	2,334.55	805.65	3,140.20	The Governor March 6, 2020 Proclamation of Disaster Emergency.
197952		17.5		7805.Water Conveyance Supervisor	7805.Water Conveyance Supervisor	36.62	-	961.28	-	961.28	The Governor March 6, 2020 Proclamation of Disaster Emergency.
198053		52		7815.Water Field Customer Service Representative	7815.Water Field Customer Service Representative	24.64	-	1,921.66	-	1,921.66	The Governor March 6, 2020 Proclamation of Disaster Emergency.
198115		13		6119.Water Customer Care Supervisor	6119.Water Customer Care Supervisor	31.06	-	605.62	-	605.62	The Governor March 6, 2020 Proclamation of Disaster Emergency.
198280		2.5		7803.Water Distribution Crew Chief	7803.Water Distribution Crew Chief	25.29	-	94.82	-	94.82	The Governor March 6, 2020 Proclamation of Disaster Emergency.
198320		6		7C29.Tractor Trailer Operator	7C29.Tractor Trailer Operator	25.29	-	227.58	-	227.58	The Governor March 6, 2020 Proclamation of Disaster Emergency.
198772		33		7132.Water Maintenance Superintendent	7132.Water Maintenance Superintendent	40.69	-	2,014.21	-	2,014.21	The Governor March 6, 2020 Proclamation of Disaster Emergency.
198773		184		7E46.Water Treatment Plant Oper Crew Chief	7E46.Water Treatment Plant Oper Crew Chief	26.51	-	7,317.02	-	7,317.02	The Governor March 6, 2020 Proclamation of Disaster Emergency.
198810		57.5		7C29.Tractor Trailer Operator	7C29.Tractor Trailer Operator	25.29	-	2,180.96	-	2,180.96	The Governor March 6, 2020 Proclamation of Disaster Emergency.
199016		145.5	8	7E46.Water Treatment Plant Oper Crew Chief	7E46.Water Treatment Plant Oper Crew Chief	26.51	-	5,786.01	424.18	6,210.19	The Governor March 6, 2020 Proclamation of Disaster Emergency.
199173		2		6G28.Construction Trades Inspector	6G28.Construction Trades Inspector	29.21	-	87.63	-	87.63	The Governor March 6, 2020 Proclamation of Disaster Emergency.
199475		28		7K17.Industrial Electrician 2	7K17.Industrial Electrician 2	30.55	-	1,283.08	-	1,283.08	The Governor March 6, 2020 Proclamation of Disaster Emergency.
200411		196		7E46.Water Treatment Plant Oper Crew Chief	7E46.Water Treatment Plant Oper Crew Chief	26.51	-	7,794.22	-	7,794.22	The Governor March 6, 2020 Proclamation of Disaster Emergency.
200619		2		7805.Water Conveyance Supervisor	7805.Water Conveyance Supervisor	36.62	-	109.86	-	109.86	The Governor March 6, 2020 Proclamation of Disaster Emergency.
200804		7.6		7132.Water Maintenance Supervisor	7132.Water Maintenance Supervisor	36.62	-	417.47	-	417.47	The Governor March 6, 2020 Proclamation of Disaster Emergency.
201331		1	4	7E68.Electronic Technician Group Leader	7E68.Electronic Technician Group Leader	30.59	-	45.89	244.76	290.65	The Governor March 6, 2020 Proclamation of Disaster Emergency.
201361		58		7815.Water Field Customer Service Representative	7815.Water Field Customer Service Representative	24.64	-	2,143.39	-	2,143.39	The Governor March 6, 2020 Proclamation of Disaster Emergency.
201491		27.5		7C12.Equipment Operator 2	7C12.Equipment Operator 2	23.99	-	989.77	-	989.77	The Governor March 6, 2020 Proclamation of Disaster Emergency.
201582		105.5	16.5	7814.Emergency Water Distribution Crew Chief	7814.Emergency Water Distribution Crew Chief	25.29	-	4,001.59	834.45	4,836.05	The Governor March 6, 2020 Proclamation of Disaster Emergency.
201699		15		7C13.Heavy Equipment Operator 1	7C13.Heavy Equipment Operator 1	25.18	-	566.66	-	566.66	The Governor March 6, 2020 Proclamation of Disaster Emergency.
202265		40		7E46.Water Treatment Plant Oper Crew Chief	7E46.Water Treatment Plant Oper Crew Chief	26.51	-	1,590.66	-	1,590.66	The Governor March 6, 2020 Proclamation of Disaster Emergency.
202802		31.5		7C11.Equipment Operator 1	7C11.Equipment Operator 1	21.97	-	1,037.94	-	1,037.94	The Governor March 6, 2020 Proclamation of Disaster Emergency.
203084		3		3A19.Construction Projects Technician Supervisor	3A19.Construction Projects Technician Supervisor	32.72	-	147.23	-	147.23	The Governor March 6, 2020 Proclamation of Disaster Emergency.
203705		3		7803.Water Distribution Crew Chief	7803.Water Distribution Crew Chief	25.29	-	113.79	-	113.79	The Governor March 6, 2020 Proclamation of Disaster Emergency.
203828		19.5	10.5	7C13.Heavy Equipment Operator 1	7C13.Heavy Equipment Operator 1	25.29	-	739.63	531.02	1,270.65	The Governor March 6, 2020 Proclamation of Disaster Emergency.
203838		22		7805.Water Conveyance Supervisor	7805.Water Conveyance Supervisor	36.62	-	1,208.47	-	1,208.47	The Governor March 6, 2020 Proclamation of Disaster Emergency.
204190		7.5		7C13.Heavy Equipment Operator 1	7C13.Heavy Equipment Operator 1	24.15	-	271.67	-	271.67	The Governor March 6, 2020 Proclamation of Disaster Emergency.
204640		47.5		7805.Water Conveyance Supervisor	7805.Water Conveyance Supervisor	36.62	-	2,609.20	-	2,609.20	The Governor March 6, 2020 Proclamation of Disaster Emergency.
204967		3		7806.Water Conveyance Sys Asst Superintendent	7806.Water Conveyance Sys Asst Superintendent	40.69	-	183.11	-	183.11	The Governor March 6, 2020 Proclamation of Disaster Emergency.
204993		1.5		7809.Water Customer Service Manager	7809.Water Customer Service Manager	40.69	-	91.55	-	91.55	The Governor March 6, 2020 Proclamation of Disaster Emergency.
205078		168		7E61.Water Transport System Operator	7E61.Water Transport System Operator	28.75	-	7,246.06	-	7,246.06	The Governor March 6, 2020 Proclamation of Disaster Emergency.
205188		22		7809.Water Customer Service Manager	7809.Water Customer Service Manager	40.69	-	1,255.33	-	1,255.33	The Governor March 6, 2020 Proclamation of Disaster Emergency.
205248		28.6		7E46.Water Treatment Plant Oper Crew Chief	7E46.Water Treatment Plant Oper Crew Chief	26.51	-	1,137.32	-	1,137.32	The Governor March 6, 2020 Proclamation of Disaster Emergency.
205383		19.9		7132.Water Maintenance Superintendent	7132.Water Maintenance Superintendent	40.69	-	1,214.63	-	1,214.63	The Governor March 6, 2020 Proclamation of Disaster Emergency.
205384		21		7134.Industrial Process Machinery Mechanic	7134.Industrial Process Machinery Mechanic	27.95	-	880.53	-	880.53	The Governor March 6, 2020 Proclamation of Disaster Emergency.
205437		41.5		7133.Water Maintenance Supervisor	7133.Water Maintenance Supervisor	36.62	-	2,279.62	-	2,279.62	The Governor March 6, 2020 Proclamation of Disaster Emergency.
205829		64.5		7806.Water Conveyance Sys Asst Superintendent	7806.Water Conveyance Sys Asst Superintendent	40.69	-	3,936.86	-	3,936.86	The Governor March 6, 2020 Proclamation of Disaster Emergency.
205920		56.1		7133.Water Maintenance Supervisor	7133.Water Maintenance Supervisor	30.65	-	2,579.53	-	2,579.53	The Governor March 6, 2020 Proclamation of Disaster Emergency.
205931		25		7134.Industrial Process Machinery Mechanic	7134.Industrial Process Machinery Mechanic	27.95	-	1,048.24	-	1,048.24	The Governor March 6, 2020 Proclamation of Disaster Emergency.
205948		36		7C14.Heavy Equipment Operator 2	7C14.Heavy Equipment Operator 2	26.51	-	1,093.83	-	1,093.83	The Governor March 6, 2020 Proclamation of Disaster Emergency.
206039		39.5		7133.Water Maintenance Supervisor	7133.Water Maintenance Supervisor	30.65	-	2,169.76	-	2,169.76	The Governor March 6, 2020 Proclamation of Disaster Emergency.
206040		27.5	5	7C14.Heavy Equipment Operator 2	7C14.Heavy Equipment Operator 2	26.51	-	1,093.58	265.11	1,358.69	The Governor March 6, 2020 Proclamation of Disaster Emergency.
206100		13.5		7805.Water Conveyance Supervisor	7805.Water Conveyance Supervisor	36.62	-	741.56	-	741.56	The Governor March 6, 2020 Proclamation of Disaster Emergency.
206204		74.5		7806.Water Conveyance Sys Asst Superintendent	7806.Water Conveyance Sys Asst Superintendent	40.69	-	4,547.23	-	4,547.23	The Governor March 6, 2020 Proclamation of Disaster Emergency.
206212		332.5	150	7E46.Water Treatment Plant Oper Crew Chief	7E46.Water Treatment Plant Oper Crew Chief	26.51	-	13,222.33	7,953.28	21,175.61	The Governor March 6, 2020 Proclamation of Disaster Emergency.
206332		1		2H13.Departmental Human Resources Manager 3	2H13.Departmental Human Resources Manager 3	44.03	-	66.04	-	66.04	The Governor March 6, 2020 Proclamation of Disaster Emergency.
206385		31.5		7134.Industrial Process Machinery Mechanic	7134.Industrial Process Machinery Mechanic	29.62	-	1,272.14	-	1,272.14	The Governor March 6, 2020 Proclamation of Disaster Emergency.
206471											



218059	6.5	7103.Hvac Mechanic Group Leader	7103.Hvac Mechanic Group Leader	30.45	-	296.87	-	296.87	The Governor March 6, 2020 Proclamation of Disaster Emergency.
218172	88	7808.Water Customer Service Assistant Manager	7808.Water Customer Service Assistant Manager	36.52	-	4,820.45	-	4,820.45	The Governor March 6, 2020 Proclamation of Disaster Emergency.
218175	90.6	7132.Water Maintenance Superintendent	7132.Water Maintenance Superintendent	40.59	-	5,516.09	-	5,516.09	The Governor March 6, 2020 Proclamation of Disaster Emergency.
218620	35	7C11.Equipment Operator 1	7C11.Equipment Operator 1	21.46	-	1,126.55	-	1,126.55	The Governor March 6, 2020 Proclamation of Disaster Emergency.
219483	14	6P12.Field Representative Supervisor	6P12.Field Representative Supervisor	26.41	-	554.59	-	554.59	The Governor March 6, 2020 Proclamation of Disaster Emergency.
219745	20	3A13.Construction Projects Technician Supervisor	3A13.Construction Projects Technician Supervisor	32.54	-	975.40	260.11	1,235.51	The Governor March 6, 2020 Proclamation of Disaster Emergency.
219977	2	7K64.Electronic Technician 2	7K64.Electronic Technician 2	29.51	-	88.54	-	88.54	The Governor March 6, 2020 Proclamation of Disaster Emergency.
219995	21.85	6117.Water Customer Care Representative	6117.Water Customer Care Representative	24.13	-	790.79	-	790.79	The Governor March 6, 2020 Proclamation of Disaster Emergency.
220016	7.5	7815.Water Field Customer Service Representative	7815.Water Field Customer Service Representative	24.53	184.01	3,072.99	-	3,257.00	The Governor March 6, 2020 Proclamation of Disaster Emergency.
220149	7.5	7115.Machinery and Equipment Mechanic 2	7115.Machinery and Equipment Mechanic 2	26.00	-	292.52	-	292.52	The Governor March 6, 2020 Proclamation of Disaster Emergency.
220152	24.5	6G28.Construction Trades Inspector	6G28.Construction Trades Inspector	29.21	-	1,073.44	-	1,073.44	The Governor March 6, 2020 Proclamation of Disaster Emergency.
220255	128.5	7816.Water Field Customer Service Supervisor	7816.Water Field Customer Service Supervisor	27.13	-	5,229.26	-	5,229.26	The Governor March 6, 2020 Proclamation of Disaster Emergency.
220734	39	0.5 7134.Industrial Process Machinery Mechanic	7134.Industrial Process Machinery Mechanic	27.85	-	1,629.31	27.85	1,657.16	The Governor March 6, 2020 Proclamation of Disaster Emergency.
221029	2	7K18.Industrial Electrician Group Leader	7K18.Industrial Electrician Group Leader	32.62	-	244.61	-	244.61	The Governor March 6, 2020 Proclamation of Disaster Emergency.
221346	46	7805.Water Conveyance Supervisor	7805.Water Conveyance Supervisor	26.52	-	2,519.78	146.07	2,665.86	The Governor March 6, 2020 Proclamation of Disaster Emergency.
221444	133.5	58 7E45.Water Treatment Plant Operator	7E45.Water Treatment Plant Operator	23.79	-	4,764.12	2,759.74	7,523.85	The Governor March 6, 2020 Proclamation of Disaster Emergency.
221615	15	7815.Water Field Customer Service Representative	7815.Water Field Customer Service Representative	24.53	-	552.03	-	552.03	The Governor March 6, 2020 Proclamation of Disaster Emergency.
221255	49	17 7805.Water Conveyance Supervisor	7805.Water Conveyance Supervisor	36.42	-	2,676.63	1,238.17	3,914.81	The Governor March 6, 2020 Proclamation of Disaster Emergency.
222689	34.5	7806.Water Conveyance Sys Asst Superintendent	7806.Water Conveyance Sys Asst Superintendent	40.49	-	2,095.23	-	2,095.23	The Governor March 6, 2020 Proclamation of Disaster Emergency.
222789	2	7803.Water Distribution Crew Chief	7803.Water Distribution Crew Chief	25.08	-	451.49	-	451.49	The Governor March 6, 2020 Proclamation of Disaster Emergency.
222975	55.5	7805.Water Conveyance Supervisor	7805.Water Conveyance Supervisor	30.45	-	2,534.99	-	2,534.99	The Governor March 6, 2020 Proclamation of Disaster Emergency.
223023	7815	7815.Water Field Customer Service Supervisor	7815.Water Field Customer Service Supervisor	27.03	-	640.56	-	640.56	The Governor March 6, 2020 Proclamation of Disaster Emergency.
223067	23.1	6117.Water Customer Care Representative	6117.Water Customer Care Representative	23.64	-	819.17	-	819.17	The Governor March 6, 2020 Proclamation of Disaster Emergency.
223074	44	7134.Industrial Process Machinery Mechanic	7134.Industrial Process Machinery Mechanic	27.75	-	1,831.47	-	1,831.47	The Governor March 6, 2020 Proclamation of Disaster Emergency.
223169	24	7134.Industrial Process Machinery Mechanic	7134.Industrial Process Machinery Mechanic	27.75	-	998.99	-	998.99	The Governor March 6, 2020 Proclamation of Disaster Emergency.
223171	8	7135.Industrial Process Mach Mechanic Grp Ldr	7135.Industrial Process Mach Mechanic Grp Ldr	29.41	-	352.95	-	352.95	The Governor March 6, 2020 Proclamation of Disaster Emergency.
223267	27	7805.Water Conveyance Supervisor	7805.Water Conveyance Supervisor	36.42	-	1,474.88	-	1,474.88	The Governor March 6, 2020 Proclamation of Disaster Emergency.
223628	41	4 7805.Water Conveyance Supervisor	7805.Water Conveyance Supervisor	32.44	-	1,994.82	259.49	2,254.31	The Governor March 6, 2020 Proclamation of Disaster Emergency.
224001	21	7803.Water Distribution Crew Chief	7803.Water Distribution Crew Chief	23.65	-	744.86	-	744.86	The Governor March 6, 2020 Proclamation of Disaster Emergency.
224176	14.5	7C11.Equipment Operator 1	7C11.Equipment Operator 1	21.76	-	473.35	-	473.35	The Governor March 6, 2020 Proclamation of Disaster Emergency.
224195	20	7K67.Electronic Equipment Supervisor	7K67.Electronic Equipment Supervisor	27.75	-	1,147.89	-	1,147.89	The Governor March 6, 2020 Proclamation of Disaster Emergency.
224783	52	7134.Industrial Process Machinery Mechanic	7134.Industrial Process Machinery Mechanic	27.75	-	2,164.47	-	2,164.47	The Governor March 6, 2020 Proclamation of Disaster Emergency.
224902	34.5	10.5 7C29.Tractor Trailer Operator	7C29.Tractor Trailer Operator	25.08	-	1,298.04	526.74	1,824.78	The Governor March 6, 2020 Proclamation of Disaster Emergency.
224904	13	10.5 7803.Water Distribution Crew Chief	7803.Water Distribution Crew Chief	25.08	-	489.12	526.74	1,015.86	The Governor March 6, 2020 Proclamation of Disaster Emergency.
224914	125	7809.Water Customer Service Manager	7809.Water Customer Service Manager	40.49	-	7,591.41	-	7,591.41	The Governor March 6, 2020 Proclamation of Disaster Emergency.
224948	56.3	6 7C14.Heavy Equipment Operator 2	7C14.Heavy Equipment Operator 2	23.69	-	2,000.84	284.31	2,285.15	The Governor March 6, 2020 Proclamation of Disaster Emergency.
224949	14	7C11.Equipment Operator 1	7C11.Equipment Operator 1	21.76	-	457.03	-	457.03	The Governor March 6, 2020 Proclamation of Disaster Emergency.
224985	155.5	7E61.Water Transport System Operator	7E61.Water Transport System Operator	28.55	-	6,659.44	-	6,659.44	The Governor March 6, 2020 Proclamation of Disaster Emergency.
225605	49	10.5 7803.Water Distribution Crew Chief	7803.Water Distribution Crew Chief	25.08	-	1,862.41	526.74	2,389.15	The Governor March 6, 2020 Proclamation of Disaster Emergency.
226326	6.9	7801.Water Operations Repair Helper	7801.Water Operations Repair Helper	25.08	-	212.20	-	212.20	The Governor March 6, 2020 Proclamation of Disaster Emergency.
226574	2	7803.Water Distribution Crew Chief	7803.Water Distribution Crew Chief	25.08	-	75.25	-	75.25	The Governor March 6, 2020 Proclamation of Disaster Emergency.
226624	4	2E08.Departmental Procurement Specialist	2E08.Departmental Procurement Specialist	30.85	-	185.12	-	185.12	The Governor March 6, 2020 Proclamation of Disaster Emergency.
227035	25.5	7D11.Custodial Worker 1	7D11.Custodial Worker 1	31.58	-	710.61	-	710.61	The Governor March 6, 2020 Proclamation of Disaster Emergency.
227368	2.5	7K68.Electronic Technician Group Leader	7K68.Electronic Technician Group Leader	18.36	-	117.58	-	117.58	The Governor March 6, 2020 Proclamation of Disaster Emergency.
227420	13.1	7806.Water Conveyance Sys Asst Superintendent	7806.Water Conveyance Sys Asst Superintendent	40.49	-	795.58	-	795.58	The Governor March 6, 2020 Proclamation of Disaster Emergency.
227628	16.3	3A17.Construction Projects Technician 1	3A17.Construction Projects Technician 1	27.03	-	660.83	-	660.83	The Governor March 6, 2020 Proclamation of Disaster Emergency.
228138	23.5	7134.Industrial Process Machinery Mechanic	7134.Industrial Process Machinery Mechanic	27.75	-	1,878.17	-	1,878.17	The Governor March 6, 2020 Proclamation of Disaster Emergency.
228139	16	7134.Industrial Process Machinery Mechanic	7134.Industrial Process Machinery Mechanic	27.75	-	665.99	-	665.99	The Governor March 6, 2020 Proclamation of Disaster Emergency.
228909	8	47 7134.Industrial Process Machinery Mechanic	7134.Industrial Process Machinery Mechanic	27.75	222.00	1,956.35	-	2,178.35	The Governor March 6, 2020 Proclamation of Disaster Emergency.
229054	0.5	6109.Water Customer Care Trainee	6109.Water Customer Care Trainee	21.14	-	15.85	-	15.85	The Governor March 6, 2020 Proclamation of Disaster Emergency.
229212	21	7C11.Equipment Operator 1	7C11.Equipment Operator 1	21.76	-	685.55	-	685.55	The Governor March 6, 2020 Proclamation of Disaster Emergency.
229596	20	7E46.Water Treatment Plant Oper Crew Chief	7E46.Water Treatment Plant Oper Crew Chief	26.21	-	786.17	-	786.17	The Governor March 6, 2020 Proclamation of Disaster Emergency.
229653	40.5	7132.Water Maintenance Superintendent	7132.Water Maintenance Superintendent	33.85	-	2,056.16	-	2,056.16	The Governor March 6, 2020 Proclamation of Disaster Emergency.
229667	18	7813.Excavation Crew Chief	7813.Excavation Crew Chief	26.31	-	710.30	-	710.30	The Governor March 6, 2020 Proclamation of Disaster Emergency.
229728	58.5	6G28.Construction Trades Inspector	6G28.Construction Trades Inspector	29.41	-	2,580.97	-	2,580.97	The Governor March 6, 2020 Proclamation of Disaster Emergency.
229812	23.4	6117.Water Customer Care Representative	6117.Water Customer Care Representative	25.08	-	854.03	-	854.03	The Governor March 6, 2020 Proclamation of Disaster Emergency.
230053	0.7	7E49.Water Pollution Control Plant Oper Supr	7E49.Water Pollution Control Plant Oper Supr	34.90	-	36.65	-	36.65	The Governor March 6, 2020 Proclamation of Disaster Emergency.
230604	0.3	6117.Water Customer Care Representative	6117.Water Customer Care Representative	24.43	-	10.99	-	10.99	The Governor March 6, 2020 Proclamation of Disaster Emergency.
230692	4.9	7824.Sewer Maintenance Crew Chief 1	7824.Sewer Maintenance Crew Chief 1	24.88	-	182.86	-	182.86	The Governor March 6, 2020 Proclamation of Disaster Emergency.
230815	347	168 7E45.Water Treatment Plant Operator	7E45.Water Treatment Plant Operator	23.79	-	12,383.13	7,993.72	20,376.85	The Governor March 6, 2020 Proclamation of Disaster Emergency.
231315	24	72 7E51.Pumping Station Operator	7E51.Pumping Station Operator	24.43	-	879.59	3,518.36	4,397.95	The Governor March 6, 2020 Proclamation of Disaster Emergency.
231497	3	33 7K68.Electronic Technician Group Leader	7K68.Electronic Technician Group Leader	31.36	94.07	1,552.08	-	1,646.15	The Governor March 6, 2020 Proclamation of Disaster Emergency.
231501	16	7816.Water Field Customer Service Supervisor	7816.Water Field Customer Service Supervisor	27.03	-	648.67	-	648.67	The Governor March 6, 2020 Proclamation of Disaster Emergency.
231685	14	7132.Water Maintenance Supervisor	7132.Water Maintenance Supervisor	36.75	-	764.75	-	764.75	The Governor March 6, 2020 Proclamation of Disaster Emergency.
231691	167	7808.Water Customer Service Assistant Manager	7808.Water Customer Service Assistant Manager	40.49	-	9,122.41	-	9,122.41	The Governor March 6, 2020 Proclamation of Disaster Emergency.
231721	4	7824.Sewer Maintenance Crew Chief 1	7824.Sewer Maintenance Crew Chief 1	25.08	-	150.50	-	150.50	The Governor March 6, 2020 Proclamation of Disaster Emergency.
231730	7	7841.Interceptor Service Worker	7841.Interceptor Service Worker	23.59	-	247.67	-	247.67	The Governor March 6, 2020 Proclamation of Disaster Emergency.
231788	7.3	7132.Water Maintenance Superintendent	7132.Water Maintenance Superintendent	40.49	-	443.34	-	443.34	The Governor March 6, 2020 Proclamation of Disaster Emergency.
231925	15	7C13.Heavy Equipment Operator 1	7C13.Heavy Equipment Operator 1	25.08	-	564.37	-	564.37	The Governor March 6, 2020 Proclamation of Disaster Emergency.
232543	9.5	7808.Water Customer Service Assistant Manager	7808.Water Customer Service Assistant Manager	34.43	-	490.62	-	490.62	The Governor March 6, 2020 Proclamation of Disaster Emergency.
232578	17	7134.Industrial Process Machinery Mechanic	7134.Industrial Process Machinery Mechanic	27.75	-	707.62	-	707.62	The Governor March 6, 2020 Proclamation of Disaster Emergency.
232947	4	7K64.Electronic Technician Group Leader	7K64.Electronic Technician Group Leader	29.41	-	176.48	235.30	411.88	The Governor March 6, 2020 Proclamation of Disaster Emergency.
232948	10	7K68.Electronic Technician Group Leader	7K68.Electronic Technician Group Leader	31.36	-	470.33	-	470.33	The Governor March 6, 2020 Proclamation of Disaster Emergency.
232979	14.5	7K67.Electronic Equipment Supervisor	7K67.Electronic Equipment Supervisor	38.26	-	832.22	-	832.22	The Governor March 6, 2020 Proclamation of Disaster Emergency.
233064	12.5	8 3A17.Construction Projects Technician 1	3A17.Construction Projects Technician 1	25.00	-	450.03	384.02	834.05	The Governor March 6, 2020 Proclamation of Disaster Emergency.
233316	23.5	7C29.Tractor Trailer Operator	7C29.Tractor Trailer Operator	24.08	-	884.17	-	884.17	The Governor March 6, 2020 Proclamation of Disaster Emergency.
233495	4	3A72.Industrial Waste Control Technician 2	3A72.Industrial Waste Control Technician 2	33.96	-	203.76	-	203.76	The Governor March 6, 2020 Proclamation of Disaster Emergency.
234204	46.5	7806.Water Conveyance Sys Asst Superintendent	7806.Water Conveyance Sys Asst Superintendent	40.49	-	2,824.01	-	2,824.01	The Governor March 6, 2020 Proclamation of Disaster Emergency.
234407	29.5	7802.Collection Customer Representative	7802.Collection Customer Representative	23.16	-	1,024.93	-	1,024.93	The Governor March 6, 2020 Proclamation of Disaster Emergency.
234408	121.7	7134.Industrial Process Machinery Mechanic	7134.Industrial Process Machinery Mechanic	27.75	-	5,065.69	-	5,065.69	The Governor March 6, 2020 Proclamation of Disaster Emergency.
234425	35	6117.Water Customer Care Representative	6117.Water Customer Care Representative	25.08	-	1,210.89	-	1,210.89	The Governor March 6, 2020 Proclamation of Disaster Emergency.
234462	7	7K64.Electronic Technician 2	7K64.Electronic Technician 2	29.51	-	308.83	-	308.83	The Governor March 6, 2020 Proclamation of Disaster Emergency.
234532	8	7102.Hvac Mechanic 2	7102.Hvac Mechanic 2	28.45	-	342.61	-	342.61	The Governor March 6, 2020 Proclamation of Disaster Emergency.
234538	2.5	7K67.Electronic Equipment Supervisor	7K67.Electronic Equipment Supervisor	33.88	-	127.05	-	127.05	The Governor March 6, 2020 Proclamation of Disaster Emergency.
234541	13.3	7806.Water Conveyance Sys Asst Superintendent	7806.Water Conveyance Sys Asst Superintendent	40.49	-	807.73	-	807.73	The Governor March 6, 2020 Proclamation of Disaster Emergency.
234581	8	7C11.Equipment Operator 1	7C11.Equipment Operator 1	21.14	-	253.68	-	253.68	The Governor March 6, 2020 Proclamation of Disaster Emergency.
234585	213.5	7E46.Water Treatment Plant Oper Crew Chief	7E46.Water Treatment Plant Oper Crew Chief	26.31	-	8,424.94	-	8,424.94	The Governor March 6, 2020 Proclamation of Disaster Emergency.
235150	166.5	8 7813.Emergency Wter Distribution Repair Worke	7813.Emergency Wter Distribution Repair Worke	23.16	-	5,784.79	370.60	6,155.39	The Governor March 6, 2020 Proclamation of Disaster Emergency.
235185	17.5	7C13.Heavy Equipment Operator 1	7C13.Heavy Equipment Operator 1	25.08	-	658.43	-	658.43	The Governor March 6, 2020 Proclamation of Disaster Emergency.
235235	3	7802.Water Distribution Repair Worker	7802.Water Distribution Repair Worker	23.46	-	101.08	-	101.08	The Governor March 6, 2020 Proclamation of Disaster Emergency.
235344	1.5	7815.Water Field Customer Service Representative	7815.Water Field Customer Service Representative	24.43	-	54.97	-	54.97	The Governor March 6, 2020 Proclamation of Disaster Emergency.
235347	30.5	7C13.Heavy Equipment Operator 1	7C13.Heavy Equipment Operator 1	25.08	-	1,147.55	-	1,147.55	The Governor March 6, 2020 Proclamation of Disaster Emergency.
235490	97.5	7815.Water Field Customer Service Representative	7815.Water Field Customer Service Representative	24.33	-	3,558.45	-	3,558.45	The Governor March 6, 2020 Proclamation of Disaster Emergency.
235547	0.5	3A18.Construction Projects Technician 2	3A18.Construction Projects Technician 2	28.55	-	21.41	-	21.41	The Governor March 6, 2020 Proclamation of Disaster Emergency.
235829	13.5	7133.Water Maintenance Supervisor	7133.Water Maintenance Supervisor	36.42	-	737.44	-	737.44	The Governor March 6, 2020 Proclamation of Disaster Emergency.
235878	6	6117.Water Customer Care Representative	6117.Water Customer Care Representative	24.44	-	210.94	-	210.94	The Governor March 6, 2020 Proclamation of Disaster Emergency.
236318	51	7D11.Custodial Worker 1	7D11.Custodial Worker 1	18.68	-	1,429.01	-	1,429.01	The Governor March 6, 2020 Proclamation of Disaster Emergency.
236620	6.5	7K68.Electronic Technician Group Leader	7K68.Electronic Technician Group Leader	30.09	-	293.33	-	293.33	The Governor March 6, 2020 Proclamation of Disaster Emergency.
236723	47.3	7C13.Heavy Equipment Operator 1	7C13.Heavy Equipment Operator 1	25.08	-	1,779.64	-	1,779.64	The Governor March 6, 2020 Proclamation of Disaster Emergency.
236855	72	12 7813.Emergency Wter Distribution Repair Worke	7813.Emergency Wter Distribution Repair Worke	23.16	-	2,501.53	555.90	3,057.43	The Governor March 6, 2020 Proclamation of Disaster Emergency.
236906	124	7815.Water Field Customer Service Representative	7815.Water Field Customer Service Representative	24.43	-	4,544.55	-	4,544.55	The Governor March 6, 2020 Proclamation of Disaster Emergency.
237009	8	7D11.Custodial Worker 1	7D11.Custodial Worker 1	18.48	-	221.72	-	221.72	The Governor March 6, 2020 Proclamation of Disaster Emergency.
237010	38	7135.Industrial Process Mach Mechanic Grp Ldr	7135.Industrial Process Mach Mechanic Grp Ldr	29.41	-	1,676.53	-		

241346	1.5	3A18.Construction Projects Technician 2	3A18.Construction Projects Technician 2	26.10	-	58.73	-	58.73	The Governor March 6, 2020 Proclamation of Disaster Emergency.
241502	20.5	7K18.Industrial Electrician Group Leader	7K18.Industrial Electrician Group Leader	32.41	-	996.66	-	996.66	The Governor March 6, 2020 Proclamation of Disaster Emergency.
241568	16	3A19.Construction Projects Technician Supervisor	3A19.Construction Projects Technician Supervisor	32.41	-	777.88	-	777.88	The Governor March 6, 2020 Proclamation of Disaster Emergency.
241830	7	7C12.Equipment Operator 2	7C12.Equipment Operator 2	23.69	-	248.74	-	248.74	The Governor March 6, 2020 Proclamation of Disaster Emergency.
241844	86.5	6F11.Utility Representative	6F11.Utility Representative	23.69	-	2,992.11	-	2,992.11	The Governor March 6, 2020 Proclamation of Disaster Emergency.
241848	20.5	7C13.Heavy Equipment Operator 1	7C13.Heavy Equipment Operator 1	24.98	-	768.17	-	768.17	The Governor March 6, 2020 Proclamation of Disaster Emergency.
241878	49.5	7C13.Heavy Equipment Operator 1	7C13.Heavy Equipment Operator 1	24.98	-	1,854.85	-	1,854.85	The Governor March 6, 2020 Proclamation of Disaster Emergency.
241892	7.5	7B15.Water Field Customer Service Representative	7B15.Water Field Customer Service Representative	22.29	167.15	1,821.96	-	1,989.12	The Governor March 6, 2020 Proclamation of Disaster Emergency.
242047	217.5	7E45.Water Treatment Plant Operator	7E45.Water Treatment Plant Operator	23.69	-	7,728.56	-	7,728.56	The Governor March 6, 2020 Proclamation of Disaster Emergency.
242503	0.5	3A19.Construction Projects Technician Supervisor	3A19.Construction Projects Technician Supervisor	32.31	-	24.23	-	24.23	The Governor March 6, 2020 Proclamation of Disaster Emergency.
242518	88	4 7B13.Emergency Wtr Distribution Repair Worke	7B13.Emergency Wtr Distribution Repair Worke	22.86	-	3,017.12	182.86	3,199.98	The Governor March 6, 2020 Proclamation of Disaster Emergency.
242573	16	7B24.Sewer Maintenance Crew Chief 1	7B24.Sewer Maintenance Crew Chief 1	24.98	-	599.55	-	599.55	The Governor March 6, 2020 Proclamation of Disaster Emergency.
242579	120.5	16 7B13.Emergency Wtr Distribution Repair Worke	7B13.Emergency Wtr Distribution Repair Worke	23.06	-	4,168.20	737.94	4,906.13	The Governor March 6, 2020 Proclamation of Disaster Emergency.
242702	93	7B34.Inlet Cleaning Supervisor	7B34.Inlet Cleaning Supervisor	30.75	-	4,289.93	-	4,289.93	The Governor March 6, 2020 Proclamation of Disaster Emergency.
242756	7.5	7C13.Heavy Equipment Operator 1	7C13.Heavy Equipment Operator 1	24.98	-	281.04	-	281.04	The Governor March 6, 2020 Proclamation of Disaster Emergency.
242849	75	7B15.Water Field Customer Service Representative	7B15.Water Field Customer Service Representative	24.33	-	2,737.27	-	2,737.27	The Governor March 6, 2020 Proclamation of Disaster Emergency.
243285	11.5	7C13.Heavy Equipment Operator 1	7C13.Heavy Equipment Operator 1	24.98	-	430.93	-	430.93	The Governor March 6, 2020 Proclamation of Disaster Emergency.
243447	96	7B16.Water Field Customer Service Supervisor	7B16.Water Field Customer Service Supervisor	26.93	-	3,877.37	-	3,877.37	The Governor March 6, 2020 Proclamation of Disaster Emergency.
243486	72.5	4.5 7B03.Water Distribution Crew Chief	7B03.Water Distribution Crew Chief	24.98	-	2,716.70	224.83	2,941.53	The Governor March 6, 2020 Proclamation of Disaster Emergency.
243491	182.5	17.5 7B14.Emergency Water Distribution Crew Chief	7B14.Emergency Water Distribution Crew Chief	24.98	-	6,838.60	874.34	7,712.94	The Governor March 6, 2020 Proclamation of Disaster Emergency.
243574	131	7B16.Water Field Customer Service Supervisor	7B16.Water Field Customer Service Supervisor	26.93	-	5,291.00	-	5,291.00	The Governor March 6, 2020 Proclamation of Disaster Emergency.
243593	168	7E45.Water Treatment Plant Operator	7E45.Water Treatment Plant Operator	23.69	-	5,969.64	-	5,969.64	The Governor March 6, 2020 Proclamation of Disaster Emergency.
243596	97.5	7B15.Water Field Customer Service Representative	7B15.Water Field Customer Service Representative	24.33	-	3,558.45	-	3,558.45	The Governor March 6, 2020 Proclamation of Disaster Emergency.
243646	21	7H30.Brick Mason	7H30.Brick Mason	25.33	-	797.76	-	797.76	The Governor March 6, 2020 Proclamation of Disaster Emergency.
243821	36	7J34.Industrial Process Machinery Mechanic	7J34.Industrial Process Machinery Mechanic	27.65	-	1,492.98	-	1,492.98	The Governor March 6, 2020 Proclamation of Disaster Emergency.
244062	31	7B43.Interceptor Services Supervisor	7B43.Interceptor Services Supervisor	27.66	-	1,286.24	-	1,286.24	The Governor March 6, 2020 Proclamation of Disaster Emergency.
244120	21.5	7B43.Interceptor Services Supervisor	7B43.Interceptor Services Supervisor	27.66	-	892.07	-	892.07	The Governor March 6, 2020 Proclamation of Disaster Emergency.
244274	104	7B08.Water Customer Service Assistant Manager	7B08.Water Customer Service Assistant Manager	34.33	-	5,355.13	-	5,355.13	The Governor March 6, 2020 Proclamation of Disaster Emergency.
244276	8	7C11.Equipment Operator 1	7C11.Equipment Operator 1	21.66	-	259.94	-	259.94	The Governor March 6, 2020 Proclamation of Disaster Emergency.
244541	40.6	7E45.Water Treatment Plant Operator	7E45.Water Treatment Plant Operator	23.69	-	1,442.66	-	1,442.66	The Governor March 6, 2020 Proclamation of Disaster Emergency.
244756	105	40 7E45.Water Treatment Plant Operator	7E45.Water Treatment Plant Operator	23.69	-	3,731.03	1,895.12	5,626.15	The Governor March 6, 2020 Proclamation of Disaster Emergency.
244767	259	120 7E45.Water Treatment Plant Operator	7E45.Water Treatment Plant Operator	23.49	-	9,124.12	5,636.52	14,760.63	The Governor March 6, 2020 Proclamation of Disaster Emergency.
244956	13	7K64.Electronic Technician 2	7K64.Electronic Technician 2	29.31	-	571.56	-	571.56	The Governor March 6, 2020 Proclamation of Disaster Emergency.
244964	23.5	7C13.Heavy Equipment Operator 1	7C13.Heavy Equipment Operator 1	24.98	-	880.59	-	880.59	The Governor March 6, 2020 Proclamation of Disaster Emergency.
245667	0.3	3C27.Chief Water Transport Oper Engineer	3C27.Chief Water Transport Oper Engineer	60.98	-	27.44	-	27.44	The Governor March 6, 2020 Proclamation of Disaster Emergency.
245832	115.5	8 7E46.Water Treatment Plant Oper Crew Chief	7E46.Water Treatment Plant Oper Crew Chief	26.21	-	4,540.12	419.29	4,959.41	The Governor March 6, 2020 Proclamation of Disaster Emergency.
246289	2	3B64.Environmental Engineer 4	3B64.Environmental Engineer 4	52.95	-	-	211.78	211.78	The Governor March 6, 2020 Proclamation of Disaster Emergency.
246936	1.5	7B02.Water Distribution Repair Worker	7B02.Water Distribution Repair Worker	22.36	-	50.31	-	50.31	The Governor March 6, 2020 Proclamation of Disaster Emergency.
246944	22	14 7B03.Water Distribution Crew Chief	7B03.Water Distribution Crew Chief	24.98	-	843.11	699.47	1,542.58	The Governor March 6, 2020 Proclamation of Disaster Emergency.
246945	10.5	7B05.Water Conveyance Supervisor	7B05.Water Conveyance Supervisor	22.33	-	509.27	-	509.27	The Governor March 6, 2020 Proclamation of Disaster Emergency.
247026	22.5	7 7B11.Water Main Equipment Mechanic	7B11.Water Main Equipment Mechanic	23.06	-	778.29	322.85	1,101.14	The Governor March 6, 2020 Proclamation of Disaster Emergency.
247132	15.5	7B16.Water Field Customer Service Supervisor	7B16.Water Field Customer Service Supervisor	26.13	-	607.43	-	607.43	The Governor March 6, 2020 Proclamation of Disaster Emergency.
247133	166.4	8 7E46.Water Treatment Plant Oper Crew Chief	7E46.Water Treatment Plant Oper Crew Chief	24.66	-	6,155.53	394.59	6,550.12	The Governor March 6, 2020 Proclamation of Disaster Emergency.
248323	38	7B15.Water Field Customer Service Representative	7B15.Water Field Customer Service Representative	24.33	-	1,386.88	-	1,386.88	The Governor March 6, 2020 Proclamation of Disaster Emergency.
248336	7.5	7C13.Heavy Equipment Operator 1	7C13.Heavy Equipment Operator 1	24.98	-	279.89	-	279.89	The Governor March 6, 2020 Proclamation of Disaster Emergency.
249127	8	7B21.Sewer Maintenance Inspector	7B21.Sewer Maintenance Inspector	23.06	-	276.73	-	276.73	The Governor March 6, 2020 Proclamation of Disaster Emergency.
249238	65	7C13.Heavy Equipment Operator 1	7C13.Heavy Equipment Operator 1	24.98	-	149.28	-	149.28	The Governor March 6, 2020 Proclamation of Disaster Emergency.
249317	65	7J35.Industrial Process Mach Mechanic Grp Ldr	7J35.Industrial Process Mach Mechanic Grp Ldr	31.25	-	2,857.82	-	2,857.82	The Governor March 6, 2020 Proclamation of Disaster Emergency.
249353	0.5	7K68.Electronic Technician Group Leader	7K68.Electronic Technician Group Leader	29.31	-	23.44	-	23.44	The Governor March 6, 2020 Proclamation of Disaster Emergency.
249513	1.1	7J15.Machinery and Equipment Mechanic 2	7J15.Machinery and Equipment Mechanic 2	26.21	-	-	57.65	57.65	The Governor March 6, 2020 Proclamation of Disaster Emergency.
249517	3	6F12.Field Representative Supervisor	6F12.Field Representative Supervisor	26.21	-	117.93	-	117.93	The Governor March 6, 2020 Proclamation of Disaster Emergency.
249629	8	7B01.Water Operations Repair Helper	7B01.Water Operations Repair Helper	18.86	-	226.36	-	226.36	The Governor March 6, 2020 Proclamation of Disaster Emergency.
249939	11	7C11.Equipment Operator 1	7C11.Equipment Operator 1	21.56	-	355.74	-	355.74	The Governor March 6, 2020 Proclamation of Disaster Emergency.
250382	21.5	7C13.Heavy Equipment Operator 1	7C13.Heavy Equipment Operator 1	24.25	-	782.06	-	782.06	The Governor March 6, 2020 Proclamation of Disaster Emergency.
250411	70	7B15.Water Field Customer Service Representative	7B15.Water Field Customer Service Representative	24.33	-	2,554.79	-	2,554.79	The Governor March 6, 2020 Proclamation of Disaster Emergency.
250412	42.2	7E45.Water Treatment Plant Operator	7E45.Water Treatment Plant Operator	23.69	-	1,499.52	-	1,499.52	The Governor March 6, 2020 Proclamation of Disaster Emergency.
250582	18.5	7J35.Industrial Process Mach Mechanic Grp Ldr	7J35.Industrial Process Mach Mechanic Grp Ldr	29.31	-	813.38	-	813.38	The Governor March 6, 2020 Proclamation of Disaster Emergency.
250635	8.5	7J07.Machinist Group Leader	7J07.Machinist Group Leader	29.31	-	373.71	-	373.71	The Governor March 6, 2020 Proclamation of Disaster Emergency.
251096	90.3	37.2 2J04.Public Information Officer	2J04.Public Information Officer	37.24	-	5,044.81	2,771.01	7,815.82	The Governor March 6, 2020 Proclamation of Disaster Emergency.
251169	66	7J33.Water Maintenance Supervisor	7J33.Water Maintenance Supervisor	32.33	-	3,201.10	-	3,201.10	The Governor March 6, 2020 Proclamation of Disaster Emergency.
251170	6	10 7J64.Water Meter Repair Supervisor	7J64.Water Meter Repair Supervisor	25.99	155.96	389.89	-	545.85	The Governor March 6, 2020 Proclamation of Disaster Emergency.
251224	21	7C11.Equipment Operator 1	7C11.Equipment Operator 1	21.66	-	682.34	-	682.34	The Governor March 6, 2020 Proclamation of Disaster Emergency.
251578	32	40 7F51.Pumping Station Operator	7F51.Pumping Station Operator	24.23	-	1,163.02	1,938.36	3,101.38	The Governor March 6, 2020 Proclamation of Disaster Emergency.
251886	92	13 7C11.Equipment Operator 1	7C11.Equipment Operator 1	21.56	-	1,095.10	560.55	1,595.65	The Governor March 6, 2020 Proclamation of Disaster Emergency.
253105	1.1	3A18.Construction Projects Technician 2	3A18.Construction Projects Technician 2	27.53	-	45.40	-	45.40	The Governor March 6, 2020 Proclamation of Disaster Emergency.
253236	22.5	7B03.Water Distribution Crew Chief	7B03.Water Distribution Crew Chief	24.98	-	843.11	-	843.11	The Governor March 6, 2020 Proclamation of Disaster Emergency.
253237	8.5	7B02.Water Distribution Repair Worker	7B02.Water Distribution Repair Worker	22.36	-	285.10	-	285.10	The Governor March 6, 2020 Proclamation of Disaster Emergency.
253261	14.5	7B05.Water Conveyance Supervisor	7B05.Water Conveyance Supervisor	26.32	-	789.85	-	789.85	The Governor March 6, 2020 Proclamation of Disaster Emergency.
253276	65	6F11.Utility Representative	6F11.Utility Representative	23.06	-	2,248.40	-	2,248.40	The Governor March 6, 2020 Proclamation of Disaster Emergency.
253468	19	7C13.Heavy Equipment Operator 1	7C13.Heavy Equipment Operator 1	22.32	-	636.09	-	636.09	The Governor March 6, 2020 Proclamation of Disaster Emergency.
253680	30	14.5 7B05.Water Conveyance Supervisor	7B05.Water Conveyance Supervisor	26.32	-	1,634.18	1,053.14	2,687.31	The Governor March 6, 2020 Proclamation of Disaster Emergency.
253681	13	7B03.Water Distribution Crew Chief	7B03.Water Distribution Crew Chief	24.98	-	843.11	-	843.11	The Governor March 6, 2020 Proclamation of Disaster Emergency.
253764	144	8 7E45.Water Treatment Plant Operator	7E45.Water Treatment Plant Operator	23.69	-	5,116.84	379.02	5,495.86	The Governor March 6, 2020 Proclamation of Disaster Emergency.
253765	168	7E45.Water Treatment Plant Operator	7E45.Water Treatment Plant Operator	23.69	-	5,969.64	-	5,969.64	The Governor March 6, 2020 Proclamation of Disaster Emergency.
253767	3.5	7B11.Water Main Equipment Mechanic	7B11.Water Main Equipment Mechanic	23.06	-	121.07	-	121.07	The Governor March 6, 2020 Proclamation of Disaster Emergency.
253964	74	7B15.Water Field Customer Service Representative	7B15.Water Field Customer Service Representative	23.81	-	2,642.87	-	2,642.87	The Governor March 6, 2020 Proclamation of Disaster Emergency.
254038	8	7B24.Sewer Maintenance Crew Chief 1	7B24.Sewer Maintenance Crew Chief 1	24.98	-	299.77	-	299.77	The Governor March 6, 2020 Proclamation of Disaster Emergency.
254299	7.5	17.5 7B15.Water Field Customer Service Representative	7B15.Water Field Customer Service Representative	23.44	175.78	615.24	-	791.02	The Governor March 6, 2020 Proclamation of Disaster Emergency.
254483	3	7D11.Custodial Worker 1	7D11.Custodial Worker 1	18.48	-	83.14	-	83.14	The Governor March 6, 2020 Proclamation of Disaster Emergency.
254533	64	7J15.Machinery and Equipment Mechanic 2	7J15.Machinery and Equipment Mechanic 2	26.10	-	2,505.97	-	2,505.97	The Governor March 6, 2020 Proclamation of Disaster Emergency.
254577	42	7C11.Equipment Operator 1	7C11.Equipment Operator 1	21.56	-	1,374.44	-	1,374.44	The Governor March 6, 2020 Proclamation of Disaster Emergency.
254586	4.5	7K63.Electronic Technician 1	7K63.Electronic Technician 1	25.46	-	171.84	-	171.84	The Governor March 6, 2020 Proclamation of Disaster Emergency.
254926	147.5	28 7B13.Emergency Wtr Distribution Repair Worke	7B13.Emergency Wtr Distribution Repair Worke	22.96	-	5,079.63	1,285.69	6,365.32	The Governor March 6, 2020 Proclamation of Disaster Emergency.
255489	7.6	7H30.Brick Mason	7H30.Brick Mason	25.22	-	287.55	-	287.55	The Governor March 6, 2020 Proclamation of Disaster Emergency.
255641	140.3	16.5 7E46.Water Treatment Plant Oper Crew Chief	7E46.Water Treatment Plant Oper Crew Chief	24.56	-	5,168.61	810.47	5,979.08	The Governor March 6, 2020 Proclamation of Disaster Emergency.
256002	65	7B02.Water Distribution Repair Worker	7B02.Water Distribution Repair Worker	22.26	-	2,170.26	-	2,170.26	The Governor March 6, 2020 Proclamation of Disaster Emergency.
256010	8	7C14.Heavy Equipment Operator 2	7C14.Heavy Equipment Operator 2	26.10	-	313.25	-	313.25	The Governor March 6, 2020 Proclamation of Disaster Emergency.
256117	97.5	7B02.Collection Customer Representative	7B02.Collection Customer Representative	22.96	-	3,357.72	-	3,357.72	The Governor March 6, 2020 Proclamation of Disaster Emergency.
256118	26	7B02.Water Distribution Repair Worker	7B02.Water Distribution Repair Worker	22.26	-	1,566.84	-	1,566.84	The Governor March 6, 2020 Proclamation of Disaster Emergency.
256431	29	7J15.Machinery and Equipment Mechanic 2	7J15.Machinery and Equipment Mechanic 2	25.34	-	1,102.09	-	1,102.09	The Governor March 6, 2020 Proclamation of Disaster Emergency.
256476	4	7H05.Building Maintenance Mechanic	7H05.Building Maintenance Mechanic	25.46	-	152.75	-	152.75	The Governor March 6, 2020 Proclamation of Disaster Emergency.
256537	32	16 7E45.Water Treatment Plant Operator	7E45.Water Treatment Plant Operator	23.59	-	1,132.19	754.79	1,886.98	The Governor March 6, 2020 Proclamation of Disaster Emergency.
256662	29	8 7C13.Heavy Equipment Operator 1	7C13.Heavy Equipment Operator 1	24.88	-	1,082.25	398.07	1,480.32	The Governor March 6, 2020 Proclamation of Disaster Emergency.
256673	0.5	7K17.Industrial Electrician 2	7K17.Industrial Electrician 2	30.14	-	22.61	-	22.61	The Governor March 6, 2020 Proclamation of Disaster Emergency.
256730	12.5	7C13.Heavy Equipment Operator 1	7C13.Heavy Equipment Operator 1	24.88	-	466.49	-	466.49	The Governor March 6, 2020 Proclamation of Disaster Emergency.
256886	0.5	7C14.Heavy Equipment Operator 2	7C14.Heavy Equipment Operator 2	26.10	-	19.58	-	19.58	The Governor March 6, 2020 Proclamation of Disaster Emergency.
256899	29	8 7E46.Water Treatment Plant Oper Crew Chief	7E46.Water Treatment Plant Oper Crew Chief	26.10	-	1,135.52	417.66	1,553.18	The Governor March 6, 2020 Proclamation of Disaster Emergency.
256925	124	6 7E45.Water Treatment Plant Operator	7E45.Water Treatment Plant Operator	21.86	-	4,065.78	262.31	4,328.09	The Governor March 6, 2020 Proclamation of Disaster Emergency.
257473	0.5	3A18.Construction Projects Technician 2	3A18.Construction Projects Technician 2	29.11	-	21.83	-	21.83	The Governor March 6, 2020 Proclamation of Disaster Emergency.
258234	9.6	7K17.Industrial Electrician 2	7K17.Industrial Electrician 2	30.14	-	723.42	-	723.42	The Governor March 6, 2020 Proclamation of Disaster Emergency.
258426	12	7K18.Industrial Electrician Group Leader	7K18.Industrial Electrician Group Leader	32.31	-	445.88	-	445.88	The Governor March 6, 2020 Proclamation of Disaster Emergency.
258438	4	7K17.Industrial Electrician 2	7K17.Industrial Electrician 2	30.14	-	180.85	-	180.85	The Governor March 6, 2020 Proclamation of Disaster Emergency.
258454	23.5	8.5 7B24.Sewer Maintenance							

260626	94	54.6	7645.Water Treatment Plant Operator	7645.Water Treatment Plant Operator	23.59	-	3,325.81	2,575.73	5,901.54	The Governor March 6, 2020 Proclamation of Disaster Emergency.
260641	18		7K17.Industrial Electrician 2	7K17.Industrial Electrician 2	30.14	-	813.85	-	813.85	The Governor March 6, 2020 Proclamation of Disaster Emergency.
260882	14		7C13.Heavy Equipment Operator 1	7C13.Heavy Equipment Operator 1	22.74	-	477.52	-	477.52	The Governor March 6, 2020 Proclamation of Disaster Emergency.
260969	10.5		6G28.Construction Trades Inspector	6G28.Construction Trades Inspector	21.21	-	460.04	-	460.04	The Governor March 6, 2020 Proclamation of Disaster Emergency.
261130	8.9	5	7C11.Equipment Operator 1	7C11.Equipment Operator 1	21.56	-	287.82	215.60	503.42	The Governor March 6, 2020 Proclamation of Disaster Emergency.
261143	14		7K81.Electronic Technician Trainee	7K81.Electronic Technician Trainee	24.13	-	506.68	-	506.68	The Governor March 6, 2020 Proclamation of Disaster Emergency.
261148	19.5		7B21.Sewer Maintenance Inspector	7B21.Sewer Maintenance Inspector	22.34	-	653.31	-	653.31	The Governor March 6, 2020 Proclamation of Disaster Emergency.
261376	324	148	7645.Water Treatment Plant Operator	7645.Water Treatment Plant Operator	23.59	-	11,463.42	6,981.83	18,445.25	The Governor March 6, 2020 Proclamation of Disaster Emergency.
261378	2.5		7D12.Custodial Worker 2	7D12.Custodial Worker 2	20.16	-	75.59	-	75.59	The Governor March 6, 2020 Proclamation of Disaster Emergency.
261379	2.5		7B02.Water Distribution Repair Worker	7B02.Water Distribution Repair Worker	22.26	-	83.47	-	83.47	The Governor March 6, 2020 Proclamation of Disaster Emergency.
261393	58	6.5	3A19.Construction Projects Technician Supervisor	3A19.Construction Projects Technician Supervisor	32.31	-	2,810.96	420.03	3,230.99	The Governor March 6, 2020 Proclamation of Disaster Emergency.
261469	15.5		7B24.Sewer Maintenance Crew Chief 1	7B24.Sewer Maintenance Crew Chief 1	24.88	-	578.45	-	578.45	The Governor March 6, 2020 Proclamation of Disaster Emergency.
261471	31		7B03.Water Distribution Crew Chief	7B03.Water Distribution Crew Chief	24.88	-	1,156.89	-	1,156.89	The Governor March 6, 2020 Proclamation of Disaster Emergency.
261764	8	13	7C14.Heavy Equipment Operator 2	7C14.Heavy Equipment Operator 2	24.56	-	294.72	638.55	933.27	The Governor March 6, 2020 Proclamation of Disaster Emergency.
262808	7.5		7H27.Plumber	7H27.Plumber	26.62	-	299.46	-	299.46	The Governor March 6, 2020 Proclamation of Disaster Emergency.
263071	192		7645.Water Treatment Plant Operator	7645.Water Treatment Plant Operator	23.59	-	6,793.34	-	6,793.34	The Governor March 6, 2020 Proclamation of Disaster Emergency.
263188	27.5		7B15.Water Field Customer Service Representative	7B15.Water Field Customer Service Representative	22.86	-	943.02	-	943.02	The Governor March 6, 2020 Proclamation of Disaster Emergency.
263528	4.5		7C13.Heavy Equipment Operator 1	7C13.Heavy Equipment Operator 1	24.15	-	163.00	-	163.00	The Governor March 6, 2020 Proclamation of Disaster Emergency.
263593	8		6G28.Construction Trades Inspector	6G28.Construction Trades Inspector	29.21	-	350.51	-	350.51	The Governor March 6, 2020 Proclamation of Disaster Emergency.
263649	1.8		7K81.Electronic Technician Trainee	7K81.Electronic Technician Trainee	24.23	-	65.42	-	65.42	The Governor March 6, 2020 Proclamation of Disaster Emergency.
263654	8	4.5	7C11.Equipment Operator 1	7C11.Equipment Operator 1	21.56	-	258.72	194.04	452.76	The Governor March 6, 2020 Proclamation of Disaster Emergency.
263922	15		7C13.Heavy Equipment Operator 1	7C13.Heavy Equipment Operator 1	24.88	-	559.79	-	559.79	The Governor March 6, 2020 Proclamation of Disaster Emergency.
263923	4.5		7K64.Electronic Technician 2	7K64.Electronic Technician 2	29.21	-	197.16	-	197.16	The Governor March 6, 2020 Proclamation of Disaster Emergency.
263972	89.8		6119.Water Customer Care Supervisor	6119.Water Customer Care Supervisor	30.65	-	4,128.61	-	4,128.61	The Governor March 6, 2020 Proclamation of Disaster Emergency.
264077	71		7B15.Water Field Customer Service Representative	7B15.Water Field Customer Service Representative	24.23	-	2,580.44	-	2,580.44	The Governor March 6, 2020 Proclamation of Disaster Emergency.
264130	7.5		7K64.Electronic Technician 2	7K64.Electronic Technician 2	29.21	-	328.60	-	328.60	The Governor March 6, 2020 Proclamation of Disaster Emergency.
264133	1.5		7K17.Industrial Electrician 2	7K17.Industrial Electrician 2	30.14	-	67.82	-	67.82	The Governor March 6, 2020 Proclamation of Disaster Emergency.
264139	27		7C11.Equipment Operator 1	7C11.Equipment Operator 1	19.84	-	803.71	-	803.71	The Governor March 6, 2020 Proclamation of Disaster Emergency.
264349	19		7C11.Equipment Operator 1	7C11.Equipment Operator 1	21.56	-	614.45	-	614.45	The Governor March 6, 2020 Proclamation of Disaster Emergency.
264352	128		7B13.Emergency Wtr Distribution Repair Worker	7B13.Emergency Wtr Distribution Repair Worker	22.26	-	4,268.85	355.74	4,624.59	The Governor March 6, 2020 Proclamation of Disaster Emergency.
264660	5	4	3B71.Construction Engineer 1	3B71.Construction Engineer 1	45.73	-	377.30	365.87	743.17	The Governor March 6, 2020 Proclamation of Disaster Emergency.
264771	3		7K68.Electronic Technician Group Leader	7K68.Electronic Technician Group Leader	30.19	-	135.84	241.50	377.34	The Governor March 6, 2020 Proclamation of Disaster Emergency.
264776	16.5		7K68.Electronic Technician Group Leader	7K68.Electronic Technician Group Leader	30.19	-	747.14	-	747.14	The Governor March 6, 2020 Proclamation of Disaster Emergency.
264778	1		7J02.Hvac Mechanic 2	7J02.Hvac Mechanic 2	28.35	-	42.52	-	42.52	The Governor March 6, 2020 Proclamation of Disaster Emergency.
264781	21		3A19.Construction Projects Technician Supervisor	3A19.Construction Projects Technician Supervisor	31.30	-	985.85	-	985.85	The Governor March 6, 2020 Proclamation of Disaster Emergency.
264964	64.417		2B02.Collection Customer Representative	2B02.Collection Customer Representative	22.96	-	2,218.40	-	2,218.40	The Governor March 6, 2020 Proclamation of Disaster Emergency.
265007	4		7C11.Equipment Operator 1	7C11.Equipment Operator 1	19.74	-	118.46	-	118.46	The Governor March 6, 2020 Proclamation of Disaster Emergency.
265014	2		7H06.Building Maintenance Group Leader	7H06.Building Maintenance Group Leader	30.14	-	90.43	-	90.43	The Governor March 6, 2020 Proclamation of Disaster Emergency.
265015	116		3B71.Construction Engineer 1	3B71.Construction Engineer 1	45.73	-	7,957.60	-	7,957.60	The Governor March 6, 2020 Proclamation of Disaster Emergency.
265053	3	11	7J34.Industrial Process Machinery Mechanic	7J34.Industrial Process Machinery Mechanic	27.55	82.64	454.51	-	537.15	The Governor March 6, 2020 Proclamation of Disaster Emergency.
265073	4		7B01.Water Operations Repair Helper	7B01.Water Operations Repair Helper	19.96	-	119.77	-	119.77	The Governor March 6, 2020 Proclamation of Disaster Emergency.
265102	95	35.5	6F11.Utility Representative	6F11.Utility Representative	22.96	-	3,271.63	1,630.07	4,901.70	The Governor March 6, 2020 Proclamation of Disaster Emergency.
268077	12		7B01.Water Operations Repair Helper	7B01.Water Operations Repair Helper	19.42	-	349.48	-	349.48	The Governor March 6, 2020 Proclamation of Disaster Emergency.
268158	5		7B02.Water Distribution Repair Worker	7B02.Water Distribution Repair Worker	22.26	-	166.94	-	166.94	The Governor March 6, 2020 Proclamation of Disaster Emergency.
268202	8		7K17.Industrial Electrician 2	7K17.Industrial Electrician 2	30.14	-	361.71	-	361.71	The Governor March 6, 2020 Proclamation of Disaster Emergency.
268498	34.5		7J34.Industrial Process Machinery Mechanic	7J34.Industrial Process Machinery Mechanic	27.55	-	1,425.51	-	1,425.51	The Governor March 6, 2020 Proclamation of Disaster Emergency.
268510	1		7B41.Interrupter Service Worker	7B41.Interrupter Service Worker	22.26	-	50.13	-	50.13	The Governor March 6, 2020 Proclamation of Disaster Emergency.
268929	99		7B15.Water Field Customer Service Representative	7B15.Water Field Customer Service Representative	24.23	-	3,598.08	-	3,598.08	The Governor March 6, 2020 Proclamation of Disaster Emergency.
269108	40.5		7B03.Water Distribution Crew Chief	7B03.Water Distribution Crew Chief	24.88	-	1,511.42	-	1,511.42	The Governor March 6, 2020 Proclamation of Disaster Emergency.
269109	9.5		7B02.Water Distribution Repair Worker	7B02.Water Distribution Repair Worker	22.26	-	317.19	-	317.19	The Governor March 6, 2020 Proclamation of Disaster Emergency.
269110	13.5	7	7B11.Water Main Equipment Mechanic	7B11.Water Main Equipment Mechanic	22.96	-	464.92	321.42	786.34	The Governor March 6, 2020 Proclamation of Disaster Emergency.
269118	14		7C13.Heavy Equipment Operator 1	7C13.Heavy Equipment Operator 1	24.88	-	522.47	-	522.47	The Governor March 6, 2020 Proclamation of Disaster Emergency.
269148	93	4	7B13.Emergency Wtr Distribution Repair Worker	7B13.Emergency Wtr Distribution Repair Worker	22.96	-	3,202.75	183.67	3,386.42	The Governor March 6, 2020 Proclamation of Disaster Emergency.
269798	16		7J34.Industrial Process Machinery Mechanic	7J34.Industrial Process Machinery Mechanic	27.55	-	661.11	-	661.11	The Governor March 6, 2020 Proclamation of Disaster Emergency.
269801	0.1		7J34.Utility Financial Services Supervisor	7J34.Utility Financial Services Supervisor	43.70	-	6.55	-	6.55	The Governor March 6, 2020 Proclamation of Disaster Emergency.
270034	14.5		7B02.Water Distribution Repair Worker	7B02.Water Distribution Repair Worker	48.1	-	481.92	-	481.92	The Governor March 6, 2020 Proclamation of Disaster Emergency.
270227	35		3A18.Construction Projects Technician 2	3A18.Construction Projects Technician 2	29.21	-	1,533.48	-	1,533.48	The Governor March 6, 2020 Proclamation of Disaster Emergency.
270332	15	7.5	7J61.Water Meter Service Worker	7J61.Water Meter Service Worker	19.42	291.37	218.53	-	509.90	The Governor March 6, 2020 Proclamation of Disaster Emergency.
270352	40.5		3A12.Engineering Technician 2	3A12.Engineering Technician 2	27.55	-	1,673.42	-	1,673.42	The Governor March 6, 2020 Proclamation of Disaster Emergency.
270651	2		7B02.Water Distribution Repair Worker	7B02.Water Distribution Repair Worker	22.26	-	66.78	-	66.78	The Governor March 6, 2020 Proclamation of Disaster Emergency.
270652	192	48	7645.Water Treatment Plant Operator	7645.Water Treatment Plant Operator	23.59	-	6,793.14	2,264.38	9,057.51	The Governor March 6, 2020 Proclamation of Disaster Emergency.
270658	4		7J34.Industrial Process Machinery Mechanic	7J34.Industrial Process Machinery Mechanic	27.55	-	165.28	-	165.28	The Governor March 6, 2020 Proclamation of Disaster Emergency.
270703	202	24	7B13.Emergency Wtr Distribution Repair Worker	7B13.Emergency Wtr Distribution Repair Worker	22.96	-	6,956.51	1,102.02	8,058.53	The Governor March 6, 2020 Proclamation of Disaster Emergency.
270829	296	136	7645.Water Treatment Plant Operator	7645.Water Treatment Plant Operator	23.59	-	10,472.75	6,415.74	16,888.49	The Governor March 6, 2020 Proclamation of Disaster Emergency.
270950	4.5		3B74.Engineering Specialist	3B74.Engineering Specialist	41.81	-	282.18	-	282.18	The Governor March 6, 2020 Proclamation of Disaster Emergency.
271049	27.5		7J34.Industrial Process Machinery Mechanic	7J34.Industrial Process Machinery Mechanic	27.55	-	1,136.27	-	1,136.27	The Governor March 6, 2020 Proclamation of Disaster Emergency.
271251	16	12.5	7B24.Sewer Maintenance Crew Chief 1	7B24.Sewer Maintenance Crew Chief 1	24.88	-	597.11	621.98	1,219.09	The Governor March 6, 2020 Proclamation of Disaster Emergency.
271456	6	58.5	7J34.Industrial Process Machinery Mechanic	7J34.Industrial Process Machinery Mechanic	27.55	165.28	2,417.17	-	2,582.44	The Governor March 6, 2020 Proclamation of Disaster Emergency.
271630	15		7B02.Water Distribution Repair Worker	7B02.Water Distribution Repair Worker	22.16	-	515.16	-	515.16	The Governor March 6, 2020 Proclamation of Disaster Emergency.
271725	14		7B02.Water Distribution Repair Worker	7B02.Water Distribution Repair Worker	22.26	-	467.44	-	467.44	The Governor March 6, 2020 Proclamation of Disaster Emergency.
271754	16.5		7C11.Equipment Operator 1	7C11.Equipment Operator 1	21.56	-	533.60	-	533.60	The Governor March 6, 2020 Proclamation of Disaster Emergency.
271902	2		7B01.Water Operations Repair Helper	7B01.Water Operations Repair Helper	20.93	-	103.22	-	103.22	The Governor March 6, 2020 Proclamation of Disaster Emergency.
272137	8		7J15.Machinery and Equipment Mechanic 2	7J15.Machinery and Equipment Mechanic 2	22.86	-	312.02	-	312.02	The Governor March 6, 2020 Proclamation of Disaster Emergency.
272405	216		7B13.Emergency Wtr Distribution Repair Worker	7B13.Emergency Wtr Distribution Repair Worker	26.00	-	7,405.67	-	7,405.67	The Governor March 6, 2020 Proclamation of Disaster Emergency.
272425	1		7D11.Custodial Worker 1	7D11.Custodial Worker 1	18.37	-	27.56	-	27.56	The Governor March 6, 2020 Proclamation of Disaster Emergency.
272573	56		7J34.Industrial Process Machinery Mechanic	7J34.Industrial Process Machinery Mechanic	27.44	-	2,305.32	-	2,305.32	The Governor March 6, 2020 Proclamation of Disaster Emergency.
272640	52		7645.Water Treatment Plant Operator	7645.Water Treatment Plant Operator	23.49	-	1,831.87	-	1,831.87	The Governor March 6, 2020 Proclamation of Disaster Emergency.
272862	4		7J34.Industrial Process Machinery Mechanic	7J34.Industrial Process Machinery Mechanic	27.44	-	164.67	-	164.67	The Governor March 6, 2020 Proclamation of Disaster Emergency.
272910	25.5	4.5	7B02.Water Distribution Repair Worker	7B02.Water Distribution Repair Worker	22.16	-	847.51	199.42	1,046.93	The Governor March 6, 2020 Proclamation of Disaster Emergency.
272915	15.5		7J34.Industrial Process Machinery Mechanic	7J34.Industrial Process Machinery Mechanic	27.44	-	638.08	-	638.08	The Governor March 6, 2020 Proclamation of Disaster Emergency.
272970	24.5		7J35.Industrial Process Machinery Mech Group Ldr	7J35.Industrial Process Machinery Mech Group Ldr	21.16	-	1,069.70	-	1,069.70	The Governor March 6, 2020 Proclamation of Disaster Emergency.
272982	6.5		3A18.Construction Projects Technician 2	3A18.Construction Projects Technician 2	29.11	-	283.80	-	283.80	The Governor March 6, 2020 Proclamation of Disaster Emergency.
272983	196		7646.Water Treatment Plant Oper Crew Chief	7646.Water Treatment Plant Oper Crew Chief	26.00	-	7,644.60	-	7,644.60	The Governor March 6, 2020 Proclamation of Disaster Emergency.
272992	6	41.5	7J15.Machinery and Equipment Mechanic 2	7J15.Machinery and Equipment Mechanic 2	26.00	156.01	1,618.63	-	1,774.64	The Governor March 6, 2020 Proclamation of Disaster Emergency.
273008	16		7E51.Pumping Station Operator	7E51.Pumping Station Operator	24.13	-	579.07	-	579.07	The Governor March 6, 2020 Proclamation of Disaster Emergency.
273021	8		7B21.Sewer Maintenance Inspector	7B21.Sewer Maintenance Inspector	24.78	-	274.28	-	274.28	The Governor March 6, 2020 Proclamation of Disaster Emergency.
273024	23.5	7.5	7B24.Sewer Maintenance Crew Chief 1	7B24.Sewer Maintenance Crew Chief 1	22.86	-	873.41	371.66	1,245.07	The Governor March 6, 2020 Proclamation of Disaster Emergency.
273025	40		7646.Water Treatment Plant Oper Crew Chief	7646.Water Treatment Plant Oper Crew Chief	26.00	-	1,560.12	-	1,560.12	The Governor March 6, 2020 Proclamation of Disaster Emergency.
273028	6		3A72.Industrial Water Control Technician 2	3A72.Industrial Water Control Technician 2	20.82	-	302.86	-	302.86	The Governor March 6, 2020 Proclamation of Disaster Emergency.
273058	15		7B01.Water Operations Repair Helper	7B01.Water Operations Repair Helper	22.86	-	46.85	-	46.85	The Governor March 6, 2020 Proclamation of Disaster Emergency.
273069	43.5		3A19.Construction Projects Technician Supervisor	3A19.Construction Projects Technician Supervisor	31.19	-	2,035.47	-	2,035.47	The Governor March 6, 2020 Proclamation of Disaster Emergency.
273091	8		7J15.Machinery and Equipment Mechanic 2	7J15.Machinery and Equipment Mechanic 2	26.00	-	312.02	-	312.02	The Governor March 6, 2020 Proclamation of Disaster Emergency.
273092	6		7649.Water Pollution Control Plant Oper Supvr	7649.Water Pollution Control Plant Oper Supvr	22.86	-	259.95	-	259.95	The Governor March 6, 2020 Proclamation of Disaster Emergency.
273111	144		7B13.Emergency Wtr Distribution Repair Worker	7B13.Emergency Wtr Distribution Repair Worker	28.88	-	4,937.11	-	4,937.11	The Governor March 6, 2020 Proclamation of Disaster Emergency.
273114	4		7B02.Water Distribution Repair Worker	7B02.Water Distribution Repair Worker	22.16	-	132.94	-	132.94	The Governor March 6, 2020 Proclamation of Disaster Emergency.
273132	70		7B15.Water Field Customer Service Representative	7B15.Water Field Customer Service Representative	24.13	-	2,533.41	-	2,533.41	The Governor March 6, 2020 Proclamation of Disaster Emergency.
273152	2.5	4.5	7B02.Water Distribution Repair Worker	7B02.Water Distribution Repair Worker	22.16	-	83.09	199.42	282.50	The Governor March 6, 2020 Proclamation of Disaster Emergency.
273162	11		7H27.Plumber	7H27.Plumber	26.52	-	437.53	-	437.53	The Governor March 6, 2020 Proclamation of Disaster Emergency.
273179	13.5		7B02.Water Distribution Repair Worker	7B02.Water Distribution Repair Worker	22.16	-	448.68	-	448.68	The Governor March 6, 2020 Proclamation of Disaster Emergency.
273263	50		7646.Water Treatment Plant Oper Crew Chief	7646.Water Treatment Plant Oper Crew Chief	25.23	-	1,892.52	-	1,892.52	

276911	252.5	12	7813.Emergency Wter Distribution Repair Works	7813.Emergency Wter Distribution Repair Works	22.86	-	8,657.09	548.57	9,205.66	The Governor March 6, 2020 Proclamation of Disaster Emergency.
277271	7.5	57.5	7815.Water Field Customer Service Representative	7815.Water Field Customer Service Representative	23.44	175.78	2,021.50	-	2,197.28	The Governor March 6, 2020 Proclamation of Disaster Emergency.
277272	7.5	7.5	7011.Custodial Worker 1	7011.Custodial Worker 1	18.06	-	203.14	-	203.14	The Governor March 6, 2020 Proclamation of Disaster Emergency.
277304	38	38	7815.Water Field Customer Service Representative	7815.Water Field Customer Service Representative	23.44	-	1,335.95	-	1,335.95	The Governor March 6, 2020 Proclamation of Disaster Emergency.
277318	28	28	7815.Water Field Customer Service Representative	7815.Water Field Customer Service Representative	23.44	-	1,122.35	-	1,122.35	The Governor March 6, 2020 Proclamation of Disaster Emergency.
277333	103.3	103.3	7815.Water Field Customer Service Representative	7815.Water Field Customer Service Representative	30.04	-	4,654.81	-	4,654.81	The Governor March 6, 2020 Proclamation of Disaster Emergency.
277336	13.5	13.5	7821.Sewer Maintenance Inspector	7821.Sewer Maintenance Inspector	22.86	-	462.85	-	462.85	The Governor March 6, 2020 Proclamation of Disaster Emergency.
277338	66	66	3A19.Construction Projects Technician Supervisor	3A19.Construction Projects Technician Supervisor	30.17	-	2,987.28	-	2,987.28	The Governor March 6, 2020 Proclamation of Disaster Emergency.
277413	104.5	104.5	3A18.Construction Projects Technician 2	3A18.Construction Projects Technician 2	27.31	-	4,281.15	-	4,281.15	The Governor March 6, 2020 Proclamation of Disaster Emergency.
277595	4.5	13	7824.Sewer Maintenance Crew Chief 1	7824.Sewer Maintenance Crew Chief 1	24.78	-	167.25	644.22	811.47	The Governor March 6, 2020 Proclamation of Disaster Emergency.
277678	4	4	7831.Excavation Crew Chief	7831.Excavation Crew Chief	25.23	-	151.40	-	151.40	The Governor March 6, 2020 Proclamation of Disaster Emergency.
277681	4.5	4.5	7821.Sewer Maintenance Inspector	7821.Sewer Maintenance Inspector	22.23	-	150.08	-	150.08	The Governor March 6, 2020 Proclamation of Disaster Emergency.
277754	16	16	7802.Water Distribution Repair Worker	7802.Water Distribution Repair Worker	22.16	-	531.77	-	531.77	The Governor March 6, 2020 Proclamation of Disaster Emergency.
277877	13.5	13.5	7802.Water Distribution Repair Worker	7802.Water Distribution Repair Worker	22.16	-	216.03	-	216.03	The Governor March 6, 2020 Proclamation of Disaster Emergency.
277923	49	10.5	7802.Water Distribution Repair Worker	7802.Water Distribution Repair Worker	22.16	-	1,628.56	465.30	2,093.86	The Governor March 6, 2020 Proclamation of Disaster Emergency.
277989	9.5	9.5	7801.Water Operations Repair Helper	7801.Water Operations Repair Helper	20.82	-	296.70	-	296.70	The Governor March 6, 2020 Proclamation of Disaster Emergency.
278076	24	24	7C11.Equipment Operator 1	7C11.Equipment Operator 1	21.46	-	772.49	-	772.49	The Governor March 6, 2020 Proclamation of Disaster Emergency.
278078	2.5	2.5	7C13.Heavy Equipment Operator 1	7C13.Heavy Equipment Operator 1	22.64	-	84.89	-	84.89	The Governor March 6, 2020 Proclamation of Disaster Emergency.
278088	20.5	10.5	7801.Water Operations Repair Helper	7801.Water Operations Repair Helper	20.82	-	640.24	437.24	1,077.48	The Governor March 6, 2020 Proclamation of Disaster Emergency.
278257	48	48	7513.Pumping Station Operator	7513.Pumping Station Operator	24.13	-	1,737.20	1,158.13	2,895.33	The Governor March 6, 2020 Proclamation of Disaster Emergency.
278358	29	29	7K17.Industrial Electrician 2	7K17.Industrial Electrician 2	30.04	-	1,306.77	-	1,306.77	The Governor March 6, 2020 Proclamation of Disaster Emergency.
278361	8	8	7802.Electrician 2	7802.Electrician 2	26.72	-	320.67	-	320.67	The Governor March 6, 2020 Proclamation of Disaster Emergency.
278523	8	8	7802.Public Works Trainee	7802.Public Works Trainee	18.71	-	224.49	-	224.49	The Governor March 6, 2020 Proclamation of Disaster Emergency.
278572	0.3	0.3	6117.Water Customer Care Representative	6117.Water Customer Care Representative	24.13	-	10.86	-	10.86	The Governor March 6, 2020 Proclamation of Disaster Emergency.
278835	65.5	4	7813.Emergency Wter Distribution Repair Works	7813.Emergency Wter Distribution Repair Works	22.86	-	2,245.70	182.86	2,428.56	The Governor March 6, 2020 Proclamation of Disaster Emergency.
278838	0.5	5	7164.Water Meter Repair Supervisor	7164.Water Meter Repair Supervisor	25.79	12.89	193.42	-	206.31	The Governor March 6, 2020 Proclamation of Disaster Emergency.
278840	48	48	7646.Water Treatment Plant Oper Crew Chief	7646.Water Treatment Plant Oper Crew Chief	26.00	-	1,872.15	-	1,872.15	The Governor March 6, 2020 Proclamation of Disaster Emergency.
278856	172	24	7813.Emergency Wter Distribution Repair Works	7813.Emergency Wter Distribution Repair Works	22.86	-	5,897.11	1,097.14	6,994.24	The Governor March 6, 2020 Proclamation of Disaster Emergency.
279035	36.5	36.5	7C11.Equipment Operator 1	7C11.Equipment Operator 1	20.88	-	1,143.45	-	1,143.45	The Governor March 6, 2020 Proclamation of Disaster Emergency.
279166	15	15	7815.Water Field Customer Service Representative	7815.Water Field Customer Service Representative	24.13	-	942.87	-	942.87	The Governor March 6, 2020 Proclamation of Disaster Emergency.
279223	7.5	7.5	7815.Water Field Customer Service Representative	7815.Water Field Customer Service Representative	24.13	180.96	271.44	-	452.40	The Governor March 6, 2020 Proclamation of Disaster Emergency.
279281	131.5	8	7646.Water Treatment Plant Oper Crew Chief	7646.Water Treatment Plant Oper Crew Chief	26.00	-	5,128.90	416.03	5,544.93	The Governor March 6, 2020 Proclamation of Disaster Emergency.
279551	192	24	7645.Water Treatment Plant Operator	7645.Water Treatment Plant Operator	23.49	-	6,763.82	1,127.30	7,891.13	The Governor March 6, 2020 Proclamation of Disaster Emergency.
279552	36	8	7646.Water Treatment Plant Oper Crew Chief	7646.Water Treatment Plant Oper Crew Chief	26.00	-	1,404.11	416.03	1,820.14	The Governor March 6, 2020 Proclamation of Disaster Emergency.
279584	4.5	4.5	7821.Sewer Maintenance Inspector	7821.Sewer Maintenance Inspector	22.86	-	154.28	-	154.28	The Governor March 6, 2020 Proclamation of Disaster Emergency.
279638	5	14.5	7C13.Heavy Equipment Operator 1	7C13.Heavy Equipment Operator 1	22.64	-	169.78	656.48	826.26	The Governor March 6, 2020 Proclamation of Disaster Emergency.
279856	37	7	7802.Water Distribution Repair Worker	7802.Water Distribution Repair Worker	20.84	-	526.36	-	526.36	The Governor March 6, 2020 Proclamation of Disaster Emergency.
279900	39.8	39.8	7801.Water Operations Repair Helper	7801.Water Operations Repair Helper	20.82	-	1,243.01	-	1,243.01	The Governor March 6, 2020 Proclamation of Disaster Emergency.
279903	1	1	7801.Water Operations Repair Helper	7801.Water Operations Repair Helper	20.82	-	31.23	-	31.23	The Governor March 6, 2020 Proclamation of Disaster Emergency.
279909	7.5	7.5	7C13.Heavy Equipment Operator 1	7C13.Heavy Equipment Operator 1	24.05	-	270.52	-	270.52	The Governor March 6, 2020 Proclamation of Disaster Emergency.
280019	8	8	7K81.Electronic Technician Trainee	7K81.Electronic Technician Trainee	24.13	-	289.53	-	289.53	The Governor March 6, 2020 Proclamation of Disaster Emergency.
280085	26.5	26.5	7801.Water Operations Repair Helper	7801.Water Operations Repair Helper	19.96	-	793.48	-	793.48	The Governor March 6, 2020 Proclamation of Disaster Emergency.
280132	40.1	40.1	7115.Machinery and Equipment Mechanic 2	7115.Machinery and Equipment Mechanic 2	26.00	-	1,564.02	-	1,564.02	The Governor March 6, 2020 Proclamation of Disaster Emergency.
280357	247	4	3806.Civil Engineer 2	3806.Civil Engineer 2	35.24	-	13,055.93	281.91	13,337.84	The Governor March 6, 2020 Proclamation of Disaster Emergency.
280395	4	4	7K17.Industrial Electrician 2	7K17.Industrial Electrician 2	30.04	-	180.24	-	180.24	The Governor March 6, 2020 Proclamation of Disaster Emergency.
280517	56	56	7645.Water Treatment Plant Operator	7645.Water Treatment Plant Operator	23.49	-	1,972.78	-	1,972.78	The Governor March 6, 2020 Proclamation of Disaster Emergency.
280562	8	8	7841.Interceptor Service Worker	7841.Interceptor Service Worker	23.49	-	281.83	-	281.83	The Governor March 6, 2020 Proclamation of Disaster Emergency.
280789	182.5	8	3A18.Construction Projects Technician 2	3A18.Construction Projects Technician 2	29.11	-	7,968.15	-	7,968.15	The Governor March 6, 2020 Proclamation of Disaster Emergency.
280867	16	16	7134.Industrial Process Machinery Mechanic	7134.Industrial Process Machinery Mechanic	27.44	-	658.66	-	658.66	The Governor March 6, 2020 Proclamation of Disaster Emergency.
281267	2	2	3863.Environmental Engineer 3	3863.Environmental Engineer 3	45.73	-	-	182.93	182.93	The Governor March 6, 2020 Proclamation of Disaster Emergency.
281268	87.5	7	7K17.Industrial Electrician 2	7K17.Industrial Electrician 2	30.04	-	3,942.84	-	3,942.84	The Governor March 6, 2020 Proclamation of Disaster Emergency.
281590	44	44	7802.Electrician 2	7802.Electrician 2	26.72	-	1,763.69	-	1,763.69	The Governor March 6, 2020 Proclamation of Disaster Emergency.
281660	60.5	60.5	7102.Hvac Mechanic 2	7102.Hvac Mechanic 2	26.52	-	2,406.42	-	2,406.42	The Governor March 6, 2020 Proclamation of Disaster Emergency.
281662	8	8	7802.Public Works Trainee	7802.Public Works Trainee	20.84	-	240.66	-	240.66	The Governor March 6, 2020 Proclamation of Disaster Emergency.
281663	15	15	7801.Water Operations Repair Helper	7801.Water Operations Repair Helper	20.50	-	461.31	-	461.31	The Governor March 6, 2020 Proclamation of Disaster Emergency.
281664	19.5	19.5	7802.Electrician 2	7802.Electrician 2	26.72	-	781.64	-	781.64	The Governor March 6, 2020 Proclamation of Disaster Emergency.
281865	22	22	6117.Water Customer Care Representative	6117.Water Customer Care Representative	22.76	-	751.06	-	751.06	The Governor March 6, 2020 Proclamation of Disaster Emergency.
282275	25.8	25.8	3A72.Industrial Waste Control Technician 2	3A72.Industrial Waste Control Technician 2	33.66	-	1,302.47	-	1,302.47	The Governor March 6, 2020 Proclamation of Disaster Emergency.
282443	1.5	1.5	7K64.Electronic Technician 2	7K64.Electronic Technician 2	28.79	-	64.78	-	64.78	The Governor March 6, 2020 Proclamation of Disaster Emergency.
282668	92	7	7646.Water Treatment Plant Oper Crew Chief	7646.Water Treatment Plant Oper Crew Chief	24.46	-	3,375.21	-	3,375.21	The Governor March 6, 2020 Proclamation of Disaster Emergency.
282705	4	4	7802.Water Distribution Repair Worker	7802.Water Distribution Repair Worker	21.56	-	129.35	-	129.35	The Governor March 6, 2020 Proclamation of Disaster Emergency.
282772	4	4	7802.Water Distribution Repair Worker	7802.Water Distribution Repair Worker	22.16	-	132.94	-	132.94	The Governor March 6, 2020 Proclamation of Disaster Emergency.
282824	10	10	7802.Water Distribution Repair Worker	7802.Water Distribution Repair Worker	22.16	-	332.36	-	332.36	The Governor March 6, 2020 Proclamation of Disaster Emergency.
282905	8	8	7115.Machinery and Equipment Mechanic 2	7115.Machinery and Equipment Mechanic 2	26.00	-	312.02	-	312.02	The Governor March 6, 2020 Proclamation of Disaster Emergency.
283105	8	8	7115.Machinery and Equipment Mechanic 2	7115.Machinery and Equipment Mechanic 2	26.00	-	312.02	-	312.02	The Governor March 6, 2020 Proclamation of Disaster Emergency.
283113	23.9	23.9	7115.Machinery and Equipment Mechanic 2	7115.Machinery and Equipment Mechanic 2	26.00	-	932.17	-	932.17	The Governor March 6, 2020 Proclamation of Disaster Emergency.
283166	8	8	7K15.Industrial Electrician 1	7K15.Industrial Electrician 1	29.11	-	349.29	-	349.29	The Governor March 6, 2020 Proclamation of Disaster Emergency.
283244	6.8	6.8	7K64.Electronic Technician 2	7K64.Electronic Technician 2	28.79	-	287.68	-	287.68	The Governor March 6, 2020 Proclamation of Disaster Emergency.
283400	0.1	0.1	6117.Water Customer Care Representative	6117.Water Customer Care Representative	25.24	-	3.37	-	3.37	The Governor March 6, 2020 Proclamation of Disaster Emergency.
283423	64	64	7646.Water Treatment Plant Oper Crew Chief	7646.Water Treatment Plant Oper Crew Chief	22.43	-	2,422.42	-	2,422.42	The Governor March 6, 2020 Proclamation of Disaster Emergency.
283537	19	19	7645.Water Treatment Plant Operator	7645.Water Treatment Plant Operator	23.49	-	6,799.05	-	6,799.05	The Governor March 6, 2020 Proclamation of Disaster Emergency.
283539	33	33	7C14.Heavy Equipment Operator 2	7C14.Heavy Equipment Operator 2	26.00	-	1,287.10	-	1,287.10	The Governor March 6, 2020 Proclamation of Disaster Emergency.
283576	23	23	7821.Sewer Maintenance Inspector	7821.Sewer Maintenance Inspector	22.86	-	788.57	-	788.57	The Governor March 6, 2020 Proclamation of Disaster Emergency.
283598	73	73	7801.Water Operations Repair Helper	7801.Water Operations Repair Helper	20.82	-	2,279.88	-	2,279.88	The Governor March 6, 2020 Proclamation of Disaster Emergency.
283690	4	4	7K81.Electronic Technician Trainee	7K81.Electronic Technician Trainee	24.13	-	144.77	-	144.77	The Governor March 6, 2020 Proclamation of Disaster Emergency.
283691	8	8	7115.Machinery and Equipment Mechanic 2	7115.Machinery and Equipment Mechanic 2	23.37	-	280.49	-	280.49	The Governor March 6, 2020 Proclamation of Disaster Emergency.
283693	11.5	12.5	7802.Water Distribution Repair Worker	7802.Water Distribution Repair Worker	22.16	-	382.21	553.93	936.14	The Governor March 6, 2020 Proclamation of Disaster Emergency.
283780	11	11	7801.Water Operations Repair Helper	7801.Water Operations Repair Helper	20.82	-	343.54	-	343.54	The Governor March 6, 2020 Proclamation of Disaster Emergency.
283958	48.5	48.5	7801.Water Operations Repair Helper	7801.Water Operations Repair Helper	20.82	-	1,514.72	-	1,514.72	The Governor March 6, 2020 Proclamation of Disaster Emergency.
284154	4	4	7802.Hvac Mechanic 2	7802.Hvac Mechanic 2	26.52	-	169.47	-	169.47	The Governor March 6, 2020 Proclamation of Disaster Emergency.
284216	9.5	9.5	7645.Water Treatment Plant Operator	7645.Water Treatment Plant Operator	23.49	-	334.67	-	334.67	The Governor March 6, 2020 Proclamation of Disaster Emergency.
284329	0.5	0.5	3806.Civil Engineer 2	3806.Civil Engineer 2	34.92	-	26.19	-	26.19	The Governor March 6, 2020 Proclamation of Disaster Emergency.
284408	35.2	7	7011.Custodial Worker 1	7011.Custodial Worker 1	18.06	-	953.38	-	953.38	The Governor March 6, 2020 Proclamation of Disaster Emergency.
284766	4	4	7801.Water Operations Repair Helper	7801.Water Operations Repair Helper	20.82	-	124.93	-	124.93	The Governor March 6, 2020 Proclamation of Disaster Emergency.
285100	75.217	61.7	6117.Water Customer Care Representative	6117.Water Customer Care Representative	23.12	-	2,608.48	-	2,608.48	The Governor March 6, 2020 Proclamation of Disaster Emergency.
285162	9.5	12.5	7802.Water Distribution Repair Worker	7802.Water Distribution Repair Worker	21.24	-	302.68	531.02	833.70	The Governor March 6, 2020 Proclamation of Disaster Emergency.
285228	12	12	7802.Public Works Trainee	7802.Public Works Trainee	19.74	-	355.26	-	355.26	The Governor March 6, 2020 Proclamation of Disaster Emergency.
285300	8	8	7K81.Electronic Technician Trainee	7K81.Electronic Technician Trainee	24.13	-	357.15	380.95	738.10	The Governor March 6, 2020 Proclamation of Disaster Emergency.
285460	25.1	25.1	7813.Emergency Wter Distribution Repair Works	7813.Emergency Wter Distribution Repair Works	22.86	-	8,251.19	-	8,251.19	The Governor March 6, 2020 Proclamation of Disaster Emergency.
285461	4.5	4.5	7821.Sewer Maintenance Inspector	7821.Sewer Maintenance Inspector	22.54	-	152.14	-	152.14	The Governor March 6, 2020 Proclamation of Disaster Emergency.
285526	100	4	7813.Emergency Wter Distribution Repair Works	7813.Emergency Wter Distribution Repair Works	22.54	-	3,380.84	180.31	3,561.15	The Governor March 6, 2020 Proclamation of Disaster Emergency.
285530	7.5	7.5	7C13.Heavy Equipment Operator 1	7C13.Heavy Equipment Operator 1	21.46	-	275.17	-	275.17	The Governor March 6, 2020 Proclamation of Disaster Emergency.
285600	10	10	7840.Interceptor Service Worker 1	7840.Interceptor Service Worker 1	24.84	-	327.59	-	327.59	The Governor March 6, 2020 Proclamation of Disaster Emergency.
285845	100.5	24.5	7646.Water Treatment Plant Oper Crew Chief	7646.Water Treatment Plant Oper Crew Chief	22.14	-	3,639.10	1,182.86	4,821.95	The Governor March 6, 2020 Proclamation of Disaster Emergency.
285901	20.5	20.5	7813.Emergency Wter Distribution Repair Works	7813.Emergency Wter Distribution Repair Works	22.54	-	6,846.20	-	6,846.20	The Governor March 6, 2020 Proclamation of Disaster Emergency.
286319	12	12	7127.Plumber	7127.Plumber	25.34	-	456.07	-	456.07	The Governor March 6, 2020 Proclamation of Disaster Emergency.
286351	9.5	9.5	7801.Water Operations Repair Helper	7801.Water Operations Repair Helper	20.50	-	292.16	-	292.16	The Governor March 6, 2020 Proclamation of Disaster Emergency.
286481	8	8	7821.Sewer Maintenance Inspector	78						

289065		10.5	7801. Water Operations Repair Helper	7801. Water Operations Repair Helper	20.50	-	-	430.56	430.56	The Governor March 6, 2020 Proclamation of Disaster Emergency.
289299	11.5		7102.Hvac Mechanic 2	7102.Hvac Mechanic 2	27.93	-	481.74	-	481.74	The Governor March 6, 2020 Proclamation of Disaster Emergency.
289300	11.6		7102.Hvac Mechanic 2	7102.Hvac Mechanic 2	27.93	-	485.93	-	485.93	The Governor March 6, 2020 Proclamation of Disaster Emergency.
289305	152	8	7551.Pumping Station Operator	7551.Pumping Station Operator	23.81	-	5,428.60	380.95	5,809.56	The Governor March 6, 2020 Proclamation of Disaster Emergency.
289371			7821.Sewer Maintenance Inspector	7821.Sewer Maintenance Inspector	22.54	-	270.47	-	270.47	The Governor March 6, 2020 Proclamation of Disaster Emergency.
289373	48		7551.Pumping Station Operator	7551.Pumping Station Operator	23.81	-	-	2,285.73	2,285.73	The Governor March 6, 2020 Proclamation of Disaster Emergency.
289465	32		7011.Custodial Worker 1	7011.Custodial Worker 1	18.06	-	866.71	-	866.71	The Governor March 6, 2020 Proclamation of Disaster Emergency.
289737	19		7801. Water Operations Repair Helper	7801. Water Operations Repair Helper	20.50	-	584.33	-	584.33	The Governor March 6, 2020 Proclamation of Disaster Emergency.
290034	0.5		7140.Welder	7140.Welder	25.68	-	19.26	-	19.26	The Governor March 6, 2020 Proclamation of Disaster Emergency.
290128	8		7801. Water Operations Repair Helper	7801. Water Operations Repair Helper	20.50	-	246.03	-	246.03	The Governor March 6, 2020 Proclamation of Disaster Emergency.
290142	7		7801. Water Operations Repair Helper	7801. Water Operations Repair Helper	20.50	-	215.28	-	215.28	The Governor March 6, 2020 Proclamation of Disaster Emergency.
290251	21		7C14.Heavy Equipment Operator 2	7C14.Heavy Equipment Operator 2	25.68	-	809.05	-	809.05	The Governor March 6, 2020 Proclamation of Disaster Emergency.
290453	11.5	10.5	7801. Water Operations Repair Helper	7801. Water Operations Repair Helper	19.96	-	344.34	419.20	763.54	The Governor March 6, 2020 Proclamation of Disaster Emergency.
290585	47		7C13.Heavy Equipment Operator 1	7C13.Heavy Equipment Operator 1	24.46	-	1,724.40	-	1,724.40	The Governor March 6, 2020 Proclamation of Disaster Emergency.
290587	3		7840.Interceptor Service Worker 1	7840.Interceptor Service Worker 1	21.86	-	98.28	-	98.28	The Governor March 6, 2020 Proclamation of Disaster Emergency.
290684	52.5		7801. Water Operations Repair Helper	7801. Water Operations Repair Helper	18.86	-	1,485.51	-	1,485.51	The Governor March 6, 2020 Proclamation of Disaster Emergency.
290760	6		6028.Construction Trades Inspector	6028.Construction Trades Inspector	28.79	-	259.10	-	259.10	The Governor March 6, 2020 Proclamation of Disaster Emergency.
290803	7.5	7.5	7801. Water Operations Repair Helper	7801. Water Operations Repair Helper	20.50	153.77	230.66	-	384.43	The Governor March 6, 2020 Proclamation of Disaster Emergency.
290832	18		7011.Custodial Worker 1	7011.Custodial Worker 1	18.06	-	487.53	-	487.53	The Governor March 6, 2020 Proclamation of Disaster Emergency.
290920	72	24	7445. Water Treatment Plant Operator	7445. Water Treatment Plant Operator	21.86	-	2,360.78	1,049.23	3,410.01	The Governor March 6, 2020 Proclamation of Disaster Emergency.
290939	7		7801. Water Operations Repair Helper	7801. Water Operations Repair Helper	20.50	-	230.66	-	230.66	The Governor March 6, 2020 Proclamation of Disaster Emergency.
290956	20.1		7134.Industrial Process Machinery Mechanic	7134.Industrial Process Machinery Mechanic	26.30	-	792.95	-	792.95	The Governor March 6, 2020 Proclamation of Disaster Emergency.
291019	8		7K63.Electronic Technician 1	7K63.Electronic Technician 1	22.82	-	273.79	-	273.79	The Governor March 6, 2020 Proclamation of Disaster Emergency.
291138	4		7K02.Electrician 2	7K02.Electrician 2	25.60	-	153.63	-	153.63	The Governor March 6, 2020 Proclamation of Disaster Emergency.
291688	37.2		6109. Water Customer Care Trainee	6109. Water Customer Care Trainee	21.14	-	1,179.61	-	1,179.61	The Governor March 6, 2020 Proclamation of Disaster Emergency.
291692	6		7801. Water Operations Repair Helper	7801. Water Operations Repair Helper	19.96	-	179.66	-	179.66	The Governor March 6, 2020 Proclamation of Disaster Emergency.
291733	0.5		7K01.Electrician 1	7K01.Electrician 1	21.36	-	16.02	-	16.02	The Governor March 6, 2020 Proclamation of Disaster Emergency.
291784	9	13.5	7801. Water Operations Repair Helper	7801. Water Operations Repair Helper	19.96	-	269.48	538.97	808.45	The Governor March 6, 2020 Proclamation of Disaster Emergency.
291790	18.5		7K68.Electronic Technician Group Leader	7K68.Electronic Technician Group Leader	28.79	-	799.02	-	799.02	The Governor March 6, 2020 Proclamation of Disaster Emergency.
291931	54		7801. Water Operations Repair Helper	7801. Water Operations Repair Helper	19.96	-	1,616.91	-	1,616.91	The Governor March 6, 2020 Proclamation of Disaster Emergency.
291932	216	48	7445. Water Treatment Plant Operator	7445. Water Treatment Plant Operator	21.86	-	7,082.33	2,098.47	9,180.79	The Governor March 6, 2020 Proclamation of Disaster Emergency.
292169	9.5		7801. Water Operations Repair Helper	7801. Water Operations Repair Helper	19.96	-	284.46	-	284.46	The Governor March 6, 2020 Proclamation of Disaster Emergency.
292415	15	13.5	7801. Water Operations Repair Helper	7801. Water Operations Repair Helper	19.96	-	449.14	538.97	988.11	The Governor March 6, 2020 Proclamation of Disaster Emergency.
292525	1		7801. Water Operations Repair Helper	7801. Water Operations Repair Helper	19.96	-	29.94	-	29.94	The Governor March 6, 2020 Proclamation of Disaster Emergency.
292538	12		7C11.Equipment Operator 1	7C11.Equipment Operator 1	20.57	-	370.20	-	370.20	The Governor March 6, 2020 Proclamation of Disaster Emergency.
292674	120		7445. Water Treatment Plant Operator	7445. Water Treatment Plant Operator	22.51	-	4,051.79	-	4,051.79	The Governor March 6, 2020 Proclamation of Disaster Emergency.
292680	118.5	8	7445. Water Treatment Plant Operator	7445. Water Treatment Plant Operator	22.51	-	4,001.14	360.16	4,361.30	The Governor March 6, 2020 Proclamation of Disaster Emergency.
292754	16		7445. Water Treatment Plant Operator	7445. Water Treatment Plant Operator	22.51	-	540.24	-	540.24	The Governor March 6, 2020 Proclamation of Disaster Emergency.
292778	0.1		6117. Water Customer Care Representative	6117. Water Customer Care Representative	22.44	-	3.37	-	3.37	The Governor March 6, 2020 Proclamation of Disaster Emergency.
292779	28		7445. Water Treatment Plant Operator	7445. Water Treatment Plant Operator	20.19	-	847.91	-	847.91	The Governor March 6, 2020 Proclamation of Disaster Emergency.
292783	36	8	7445. Water Treatment Plant Operator	7445. Water Treatment Plant Operator	22.51	-	1,215.54	360.16	1,575.69	The Governor March 6, 2020 Proclamation of Disaster Emergency.
292828	36		7445. Water Treatment Plant Operator	7445. Water Treatment Plant Operator	22.51	-	1,215.54	-	1,215.54	The Governor March 6, 2020 Proclamation of Disaster Emergency.
293005	10.5		7801. Water Operations Repair Helper	7801. Water Operations Repair Helper	19.96	-	314.40	-	314.40	The Governor March 6, 2020 Proclamation of Disaster Emergency.
293006	35		7H01.Trades Helper	7H01.Trades Helper	19.42	-	1,019.33	-	1,019.33	The Governor March 6, 2020 Proclamation of Disaster Emergency.
293216	1		3A18.Construction Projects Technician 2	3A18.Construction Projects Technician 2	26.99	-	40.49	-	40.49	The Governor March 6, 2020 Proclamation of Disaster Emergency.
293275	6		7K02.Electrician 2	7K02.Electrician 2	24.00	-	216.01	-	216.01	The Governor March 6, 2020 Proclamation of Disaster Emergency.
293426	17		3A17.Construction Projects Technician 1	3A17.Construction Projects Technician 1	24.00	-	36.00	-	36.00	The Governor March 6, 2020 Proclamation of Disaster Emergency.
293457	38.5	10.5	7801. Water Operations Repair Helper	7801. Water Operations Repair Helper	19.96	-	1,152.80	419.20	1,571.99	The Governor March 6, 2020 Proclamation of Disaster Emergency.
293512	15		7H02.Public Works Trainee	7H02.Public Works Trainee	18.71	-	420.93	-	420.93	The Governor March 6, 2020 Proclamation of Disaster Emergency.
293607	20		7801. Water Operations Repair Helper	7801. Water Operations Repair Helper	20.50	-	615.08	-	615.08	The Governor March 6, 2020 Proclamation of Disaster Emergency.
293775	4.3		7C13.Heavy Equipment Operator 1	7C13.Heavy Equipment Operator 1	23.73	-	153.05	-	153.05	The Governor March 6, 2020 Proclamation of Disaster Emergency.
293963	8		7821.Sewer Maintenance Inspector	7821.Sewer Maintenance Inspector	20.66	-	247.87	-	247.87	The Governor March 6, 2020 Proclamation of Disaster Emergency.
293965	7		7802. Water Distribution Repair Worker	7802. Water Distribution Repair Worker	21.24	-	223.03	-	223.03	The Governor March 6, 2020 Proclamation of Disaster Emergency.
294125	0.1		6109. Water Customer Care Trainee	6109. Water Customer Care Trainee	20.57	-	3.09	-	3.09	The Governor March 6, 2020 Proclamation of Disaster Emergency.
294184	24		7H01.Trades Helper	7H01.Trades Helper	19.96	-	718.63	-	718.63	The Governor March 6, 2020 Proclamation of Disaster Emergency.
294571	17		7115.Machinery and Equipment Mechanic 2	7115.Machinery and Equipment Mechanic 2	24.92	-	635.35	-	635.35	The Governor March 6, 2020 Proclamation of Disaster Emergency.
294781	4.5		7821.Sewer Maintenance Inspector	7821.Sewer Maintenance Inspector	20.66	-	139.43	-	139.43	The Governor March 6, 2020 Proclamation of Disaster Emergency.
294836	7.9		7821.Sewer Maintenance Inspector	7821.Sewer Maintenance Inspector	20.66	-	244.77	-	244.77	The Governor March 6, 2020 Proclamation of Disaster Emergency.
294843	2.2		7C13.Heavy Equipment Operator 1	7C13.Heavy Equipment Operator 1	22.32	-	73.65	-	73.65	The Governor March 6, 2020 Proclamation of Disaster Emergency.
294869	1.5		7K01.Electrician 1	7K01.Electrician 1	21.77	-	48.97	-	48.97	The Governor March 6, 2020 Proclamation of Disaster Emergency.
295048	192		7445. Water Treatment Plant Operator	7445. Water Treatment Plant Operator	21.86	-	6,295.40	-	6,295.40	The Governor March 6, 2020 Proclamation of Disaster Emergency.
295092	144	16	7445. Water Treatment Plant Operator	7445. Water Treatment Plant Operator	21.86	-	4,721.55	699.49	5,421.04	The Governor March 6, 2020 Proclamation of Disaster Emergency.
295180	18.5		7801. Water Operations Repair Helper	7801. Water Operations Repair Helper	19.42	-	538.79	-	538.79	The Governor March 6, 2020 Proclamation of Disaster Emergency.
295181	15.2		7801. Water Operations Repair Helper	7801. Water Operations Repair Helper	19.42	-	451.42	-	451.42	The Governor March 6, 2020 Proclamation of Disaster Emergency.
295182	53.5		7802. Water Distribution Repair Worker	7802. Water Distribution Repair Worker	20.04	-	1,608.23	-	1,608.23	The Governor March 6, 2020 Proclamation of Disaster Emergency.
295285	13		7802. Water Distribution Repair Worker	7802. Water Distribution Repair Worker	20.04	-	390.78	-	390.78	The Governor March 6, 2020 Proclamation of Disaster Emergency.
295346	20		7K81.Electronic Technician Trainee	7K81.Electronic Technician Trainee	21.77	-	652.96	-	652.96	The Governor March 6, 2020 Proclamation of Disaster Emergency.
295347	13		7801. Water Operations Repair Helper	7801. Water Operations Repair Helper	19.42	-	378.61	-	378.61	The Governor March 6, 2020 Proclamation of Disaster Emergency.
295407	7.5		7C13.Heavy Equipment Operator 1	7C13.Heavy Equipment Operator 1	23.02	-	259.01	-	259.01	The Governor March 6, 2020 Proclamation of Disaster Emergency.
295494	7		7H02.Public Works Trainee	7H02.Public Works Trainee	18.19	-	190.99	-	190.99	The Governor March 6, 2020 Proclamation of Disaster Emergency.
295592	40	8	7445. Water Treatment Plant Operator	7445. Water Treatment Plant Operator	21.21	-	1,772.58	339.35	2,111.93	The Governor March 6, 2020 Proclamation of Disaster Emergency.
295642	37.5	10.5	7801. Water Operations Repair Helper	7801. Water Operations Repair Helper	19.42	-	1,092.14	407.73	1,499.87	The Governor March 6, 2020 Proclamation of Disaster Emergency.
295858	132		7445. Water Treatment Plant Operator	7445. Water Treatment Plant Operator	21.86	-	4,328.09	-	4,328.09	The Governor March 6, 2020 Proclamation of Disaster Emergency.
295934	1		7801. Water Operations Repair Helper	7801. Water Operations Repair Helper	19.42	-	29.12	-	29.12	The Governor March 6, 2020 Proclamation of Disaster Emergency.
295962	24		7011.Custodial Worker 1	7011.Custodial Worker 1	17.22	-	619.99	-	619.99	The Governor March 6, 2020 Proclamation of Disaster Emergency.
295976	17	8.5	7C14.Heavy Equipment Operator 2	7C14.Heavy Equipment Operator 2	24.14	-	615.57	410.38	1,025.95	The Governor March 6, 2020 Proclamation of Disaster Emergency.
296078	8		7K01.Electrician 1	7K01.Electrician 1	22.44	-	269.29	-	269.29	The Governor March 6, 2020 Proclamation of Disaster Emergency.
296090	160		7445. Water Treatment Plant Operator	7445. Water Treatment Plant Operator	21.86	-	5,246.17	-	5,246.17	The Governor March 6, 2020 Proclamation of Disaster Emergency.
296267	2.5		3A02.Engineering Aide 2	3A02.Engineering Aide 2	20.25	-	75.94	-	75.94	The Governor March 6, 2020 Proclamation of Disaster Emergency.
296424	20		7801. Water Operations Repair Helper	7801. Water Operations Repair Helper	19.42	-	1,164.95	-	1,164.95	The Governor March 6, 2020 Proclamation of Disaster Emergency.
296591	10	12.5	7801. Water Operations Repair Helper	7801. Water Operations Repair Helper	19.42	194.16	364.05	-	558.21	The Governor March 6, 2020 Proclamation of Disaster Emergency.
296593	3		7801. Water Operations Repair Helper	7801. Water Operations Repair Helper	19.42	-	87.37	-	87.37	The Governor March 6, 2020 Proclamation of Disaster Emergency.
296698	8	15.5	7K63.Electronic Technician 1	7K63.Electronic Technician 1	23.54	188.30	547.26	-	735.56	The Governor March 6, 2020 Proclamation of Disaster Emergency.
296926	3		7K15.Industrial Electrician 1	7K15.Industrial Electrician 1	27.13	-	122.07	-	122.07	The Governor March 6, 2020 Proclamation of Disaster Emergency.
296936	7.1		7801. Water Operations Repair Helper	7801. Water Operations Repair Helper	19.42	-	206.78	-	206.78	The Governor March 6, 2020 Proclamation of Disaster Emergency.
297332	22		3A17.Construction Projects Technician 1	3A17.Construction Projects Technician 1	24.00	-	792.05	-	792.05	The Governor March 6, 2020 Proclamation of Disaster Emergency.
297380	7.5	15.5	7801. Water Operations Repair Helper	7801. Water Operations Repair Helper	19.42	145.62	451.42	-	597.04	The Governor March 6, 2020 Proclamation of Disaster Emergency.
297394	9		7C13.Heavy Equipment Operator 1	7C13.Heavy Equipment Operator 1	23.02	-	338.44	-	338.44	The Governor March 6, 2020 Proclamation of Disaster Emergency.
297780	7.5		7801. Water Operations Repair Helper	7801. Water Operations Repair Helper	19.42	-	218.43	-	218.43	The Governor March 6, 2020 Proclamation of Disaster Emergency.
297835	1		3810.Graduate Electrical Engineer	3810.Graduate Electrical Engineer	24.24	-	44.24	-	44.24	The Governor March 6, 2020 Proclamation of Disaster Emergency.
297849	60		7445. Water Treatment Plant Operator	7445. Water Treatment Plant Operator	21.21	-	1,908.87	-	1,908.87	The Governor March 6, 2020 Proclamation of Disaster Emergency.
297876	8		7801. Water Operations Repair Helper	7801. Water Operations Repair Helper	18.86	-	226.36	-	226.36	The Governor March 6, 2020 Proclamation of Disaster Emergency.
298099	0.5		3804.Graduate Civil Engineer	3804.Graduate Civil Engineer	29.49	-	22.12	-	22.12	The Governor March 6, 2020 Proclamation of Disaster Emergency.
298167	4		7H35.Brick Mason 2018	7H35.Brick Mason 2018	21.77	-	130.59	-	130.59	The Governor March 6, 2020 Proclamation of Disaster Emergency.
298273	16		7011.Custodial Worker 1	7011.Custodial Worker 1	16.82	-	403.79	-	403.79	The Governor March 6, 2020 Proclamation of Disaster Emergency.
298297	12		7801. Water Operations Repair Helper	7801. Water Operations Repair Helper	18.86	-	339.55	-	339.55	The Governor March 6, 2020 Proclamation of Disaster Emergency.
298368	9.5		7801. Water Operations Repair Helper	7801. Water Operations Repair Helper	18.86	-	268.81	-	268.81	The Governor March 6, 2020 Proclamation of Disaster Emergency.
298370	11		3A71.Industrial Waste Control Technician 1	3A71.Industrial Waste Control Technician 1	24.64	-	406.55	-	406.55	The Governor March 6, 2020 Proclamation of Disaster Emergency.
298398	1		3A17.Construction Projects Technician 1	3A17.Construction Projects Technician 1	24.00	-	36.00	-	36.00	The Governor March 6, 2020 Proclamation of Disaster Emergency.
298476	3	12.5	7801. Water Operations Repair Helper	7801. Water Operations Repair Helper	18.86	-	84.89	471.59	556.48	The Governor March 6, 2020 Proclamation of Disaster Emergency.
298495	5.8		7K01.Electrician 1	7K01.Electrician 1	21.77	-	189.36	-	189.36	The Governor March 6, 2020 Proclamation of Disaster Emergency.
298706	11.8		2103.Public Relations Specialist 2	2103.Public Relations Specialist 2	26.01	-	460.37	-	460.37	The Governor March 6, 2020 Proclamation of Disaster Emergency.
298814	21		7801. Water Operations Repair Helper							

Program	FY	FM	Document No.	Sfx	Index	Sub-obj	Expenditure	Vendor Number	Ven Sfx	Vendor Name	Sub-obj Title
2806	2020		PVMD20006174	1	280842	250	\$ 500.00	232551444	1	MED-TEX SERVICES, INC.	PROFESSIONAL CONSULT/SPEC SERVICES 0250
2806	2020		PVMD20010426	1	280842	250	\$ 1,210.00	232551444	1	MED-TEX SERVICES, INC.	PROFESSIONAL CONSULT/SPEC SERVICES 0250
2806	2020		PVMD20010425	1	280842	250	\$ 1,375.00	232551444	1	MED-TEX SERVICES, INC.	PROFESSIONAL CONSULT/SPEC SERVICES 0250
2806	2020		PVMD20010424	1	280842	250	\$ 1,210.00	232551444	1	MED-TEX SERVICES, INC.	PROFESSIONAL CONSULT/SPEC SERVICES 0250
2806	2020		PVMD20010423	1	280842	250	\$ 1,400.00	232551444	1	MED-TEX SERVICES, INC.	PROFESSIONAL CONSULT/SPEC SERVICES 0250
2806	2020		PVMD20010422	1	280842	250	\$ 1,770.00	232551444	1	MED-TEX SERVICES, INC.	PROFESSIONAL CONSULT/SPEC SERVICES 0250
2806	2020		PVMD20012456	1	280842	250	\$ 600.00	232551444	1	MED-TEX SERVICES, INC.	PROFESSIONAL CONSULT/SPEC SERVICES 0250
2806	2020		PVMD20012459	1	280842	250	\$ 1,375.00	232551444	1	MED-TEX SERVICES, INC.	PROFESSIONAL CONSULT/SPEC SERVICES 0250
2806	2020		PVMD20012458	1	280842	250	\$ 1,100.00	232551444	1	MED-TEX SERVICES, INC.	PROFESSIONAL CONSULT/SPEC SERVICES 0250
2806	2020		PVMD20015289	1	280842	250	\$ 1,100.00	232551444	1	MED-TEX SERVICES, INC.	PROFESSIONAL CONSULT/SPEC SERVICES 0250
2806	2020		PVMD20015291	1	280842	250	\$ 1,210.00	232551444	1	MED-TEX SERVICES, INC.	PROFESSIONAL CONSULT/SPEC SERVICES 0250
							\$ 12,850.00				

Covid-19

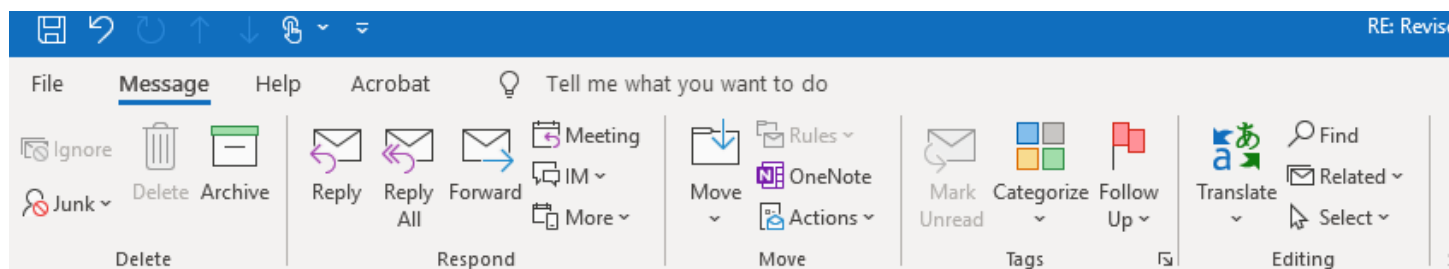
\$ -

```

FAML6052 V4.2          CITY OF PHILADELPHIA ****PRODUCTION*****      08/10/2020
LINK TO:                DOCUMENT DETAIL INQUIRY                          1:04 PM

PERIOD 12 2020 JUNE 2020 POST DOC : PVMD20015291 01 BAL TYPE : 01 ORIG AMT
-----
S POST DATE   PERIOD   T/C    DOCUMENT NO    TREAS NO  BANK NO  DUE DATE
-----
03/09/2020   09 2020   350P   PVMD20015291 01  1720264   03/09/2020
*58691* P1850 DEC19 1720264                                     -1,210.00

```



## RE: Revised Sharepoint Access - COVID19



Lawrence Yangalay

To: Jaclyn Rogers; Bryan.lowe@tetrattech.com

Cc: Kia Buckner; Melissa LaBuda; Noelle Gaffney; Lawrence Rich

Good afternoon,

PWD has loaded the following files. The fifth file (Summary 6-30-20) presents our overall expenditure.

Please let us know if you have any questions or need further details.

Law

	PWD_Professional Services Contract Mde-Tex 1720264k.doc	...	A few seconds ago	<input type="checkbox"/>	Lawrence Yangalay
	PWD_Professional Services	...	A few seconds ago	<input type="checkbox"/>	Lawrence Yangalay
	PWD_Emergency Coordination (Nicole)	...	A few seconds ago	<input type="checkbox"/>	Lawrence Yangalay
	PWD_Material Management	...	A few seconds ago	<input type="checkbox"/>	Lawrence Yangalay
	PWD_Covid-19 Summary 6-30-20	...	A few seconds ago	<input type="checkbox"/>	Lawrence Yangalay
	PWD_DR Covid-19 costs	...	A few seconds ago	<input type="checkbox"/>	Lawrence Yangalay
	PWD_Facility Management Covid-19 Expenditure ext	...	About a minute ago	<input type="checkbox"/>	Lawrence Yangalay
	PWD_Facilities Management Vehicle and Equipment Cost	...	About a minute ago	<input type="checkbox"/>	Lawrence Yangalay
	PWD_Facilities Management Personnel Cost	...	About a minute ago	<input type="checkbox"/>	Lawrence Yangalay
	PWD_Over time Details	...	About a minute ago	<input type="checkbox"/>	Lawrence Yangalay
	PWD_OT anlysis	...	About a minute ago	<input type="checkbox"/>	Lawrence Yangalay

From: Lawrence Yangalay

Sent: Wednesday, August 12, 2020 9:40 AM

To: Jaclyn Rogers <[Jaclyn.Rogers@phila.gov](mailto:Jaclyn.Rogers@phila.gov)>; Bryan.lowe@tetrattech.com

Cc: Kia Buckner <[kbuckner@hrscpas.com](mailto:kbuckner@hrscpas.com)>; Melissa LaBuda <[Melissa.LaBuda@Phila.gov](mailto:Melissa.LaBuda@Phila.gov)>; Noelle Gaffney <[Noelle.Gaffney@Phila.gov](mailto:Noelle.Gaffney@Phila.gov)>; Lawrence Rich <[Lawrence.Rich@phila.gov](mailto:Lawrence.Rich@phila.gov)>

Subject: RE: Revised Sharepoint Access - COVID19

Good morning,

PWD has loaded two files:

	PWD_2020-2021 DC47 extension agreement
	PWD_2020-2021 DC33 extension agreement

Law

From: Lawrence Yangalay

Sent: Tuesday, August 11, 2020 9:09 AM

To: Jaclyn Rogers <[Jaclyn.Rogers@phila.gov](mailto:Jaclyn.Rogers@phila.gov)>; Bryan.lowe@tetrattech.com

Cc: Kia Buckner <[kbuckner@hrscpas.com](mailto:kbuckner@hrscpas.com)>; Melissa LaBuda <[Melissa.LaBuda@Phila.gov](mailto:Melissa.LaBuda@Phila.gov)>; Noelle Gaffney <[Noelle.Gaffney@Phila.gov](mailto:Noelle.Gaffney@Phila.gov)>; Lawrence Rich <[Lawrence.Rich@phila.gov](mailto:Lawrence.Rich@phila.gov)>

Subject: Revised Sharepoint Access - COVID19

Good morning,

Below is the revised list. Added Lawrence Rich.

[Lawrence.Rich@phila.gov](mailto:Lawrence.Rich@phila.gov)

[Melissa.LaBuda@Phila.gov](mailto:Melissa.LaBuda@Phila.gov)

---

**From:** Richard Sensenbrenner <Richard.Sensenbrenner@Phila.gov>  
**Sent:** Monday, March 22, 2021 12:25 PM  
**To:** Melissa LaBuda <Melissa.LaBuda@Phila.gov>; Rob.Dubow <Rob.Dubow@phila.gov>  
**Cc:** Catherine Lamb <Catherine.Lamb@phila.gov>; Josefine Arevalo <Josefine.Arevalo@phila.gov>  
**Subject:** FW: Proposed Revision of ER/EE Pension Rates

Hi Missy,

Attached is the calculations we discussed this morning.

If we change allocation methods, our actuary strongly recommends we can go with the “three-rate” plan, but not the “one-rate” plan (for tighter alignment with statutory reporting requirements).

Rich

215.686.5626

PS... Rob – Since these calculations will have a major impact on City financing... I’m thinking we should have the calculations “certified” (reviewed) by either a CPA firm, possibly our CAP consultant, or some other outside “expert”. I’m worried that the complexity of the worksheet behooves an independent review to give everyone assurance as to its accuracy, on an annual basis.

---

**From:** Richard Sensenbrenner <[Richard.Sensenbrenner@Phila.gov](mailto:Richard.Sensenbrenner@Phila.gov)>  
**Sent:** Friday, December 11, 2020 12:42 PM  
**To:** Rob.Dubow <[Rob.Dubow@phila.gov](mailto:Rob.Dubow@phila.gov)>  
**Cc:** Catherine Lamb <[Catherine.Lamb@phila.gov](mailto:Catherine.Lamb@phila.gov)>; Sabrina Maynard <[Sabrina.Maynard@Phila.gov](mailto:Sabrina.Maynard@Phila.gov)>; Josefine Arevalo <[Josefine.Arevalo@phila.gov](mailto:Josefine.Arevalo@phila.gov)>  
**Subject:** RE: Proposed Revision of ER/EE Pension Rates

Hi Rob,

Attached is the infamous PEN CALC worksheet for FY2020.

This is the worksheet we use for our year-end pension true-up.

If you can believe it... this extensive worksheet was actually clean-up and streamlined by our consultant (Anne Toohey) and myself. The previous one was in Lotus and hadn’t been updated in 10 year or so.

The worksheet will open to an executive summary (Tab name “Summary – 190 SO and 191 SO).

1. The top half shows the dollar impact to each fund (Current vs. One-rate vs. Three Rate)
2. The bottom half shows the pension % overhead per employee (Current vs. One-rate vs. Three-



Rate)

If you need to take a deep dive into mechanics of the entire worksheet, you will probably need about an hour to have Anne, Yash or me walk you through it (which we would be glad to do).

Rich

215.686.5626

---

**From:** Richard Sensenbrenner

**Sent:** Thursday, December 10, 2020 9:08 AM

**To:** Anu Patel <[apatel@cheiron.us](mailto:apatel@cheiron.us)>

**Cc:** Yashesh Shah <[Yashesh.Shah@phila.gov](mailto:Yashesh.Shah@phila.gov)>; Eugene Mccauley <[Eugene.McCauley@phila.gov](mailto:Eugene.McCauley@phila.gov)>; Anne Toohey <[anne@databasicssolutions.com](mailto:anne@databasicssolutions.com)>

**Subject:** Proposed Revision of ER/EE Pension Rates

Thanks

Rich

215.686.5626

---

**From:** Anne Toohey <[anne@databasicssolutions.com](mailto:anne@databasicssolutions.com)>

**Sent:** Wednesday, December 9, 2020 7:13 PM

**To:** Richard Sensenbrenner <[Richard.Sensenbrenner@Phila.gov](mailto:Richard.Sensenbrenner@Phila.gov)>; Eugene Mccauley <[Eugene.McCauley@phila.gov](mailto:Eugene.McCauley@phila.gov)>; Raimundo Rosado <[Raimundo.Rosado@Phila.Gov](mailto:Raimundo.Rosado@Phila.Gov)>; Yashesh Shah <[Yashesh.Shah@phila.gov](mailto:Yashesh.Shah@phila.gov)>

**Subject:** RE: Final Pen Calc File for FY2020

**External Email Notice. This email comes from outside of City government. Do not click on links or open attachments unless you recognize the sender.**




Best,

Anne  
267.221.7741

---

**From:** Anne Toohey  
**Sent:** Tuesday, December 08, 2020 1:46 PM  
**To:** Richard Sensenbrenner; Eugene Mccauley ([Eugene.McCauley@phila.gov](mailto:Eugene.McCauley@phila.gov)); Raimundo Rosado ([Raimundo.Rosado@Phila.Gov](mailto:Raimundo.Rosado@Phila.Gov)); Yashesh Shah ([Yashesh.Shah@phila.gov](mailto:Yashesh.Shah@phila.gov))  
**Subject:** RE: Final Pen Calc File for FY2020



Best,

Anne  
267.221.7741

---

**From:** Yashesh Shah [<mailto:Yashesh.Shah@phila.gov>]  
**Sent:** Friday, December 04, 2020 12:30 PM  
**To:** Anne Toohey  
**Cc:** Richard Sensenbrenner  
**Subject:** Final Pen Calc File for FY2020



Thank You,

Yash Shah  
City of Philadelphia  
Finance Department,  
1401 J.F.K Blvd, 13th floor  
Philadelphia, PA 19102  
215-686-5657  
[yashesh.shah@phila.gov](mailto:yashesh.shah@phila.gov)

**FY 2022 - FY 2026 Pension Obligation (0191) Revenue Recognition Policy****Assuming Payroll % from FY 20 Calculations****By Fund**

Source: EMAIL 3/19/21

RRP Disc. Rate: 7.50%

Fund	No.	FY 20 ACT(a)	FY 20 % Actual	REVISED	ONE RATE	FY 21 (b)	FY 22	FY 23	FY 24	FY25	FY26
				Pension Calculated*	Pension Calculated**						
				%	%						
General	010	580,982,620	82.46%	82.62%	87.21%	585,682,851	634,278,330	649,016,820	660,964,590	673,522,830	688,522,950
Water	020	74,175,239	10.53%	10.53%	7.44%	77,639,224	54,111,120	55,368,480	56,387,760	57,459,120	58,738,800
Special Gas.	050	500,000	0.07%	0.06%	0.06%	427,788	436,380	446,520	454,740	463,380	473,700
Grants	080	8,831,659	1.25%	1.05%	1.07%	7,486,290	7,782,110	7,962,940	8,109,530	8,263,610	8,447,650
Aviation	090	34,634,181	4.92%	4.92%	3.57%	35,762,432	25,964,610	26,567,940	27,057,030	27,571,110	28,185,150
C.D.	100	2,019,777	0.29%	0.27%	0.26%	1,925,046	1,890,980	1,934,920	1,970,540	2,007,980	2,052,700
Housing Trust	120	912	0.00%	0.00%	0.00%	0	0	0	0	0	0
Hospital	140	-	0.00%	0.06%	0.21%	427,788	1,527,330	1,562,820	1,591,590	1,621,830	1,657,950
Capital	210	-	0.00%	0.00%	0.00%	0	0	0	0	0	0
Water Capital	270	-	0.00%	0.00%	0.00%	0	0	0	0	0	0
Pension	390	3,444,613	0.49%	0.49%	0.18%	3,628,581	1,309,140	1,339,560	1,364,220	1,390,140	1,421,100
Total		704,589,001	100.01%	100.00%	100.00%	712,980,000	727,300,000	744,200,000	757,900,000	772,300,000	789,500,000
		704,589,000	Total RRP			712,980,000	727,300,000	744,200,000	757,900,000	772,300,000	789,500,000

\* per Accounting FY 20 Yr-End Calculation revised 2-5-21.

Not used-See  
21-25 plan

\*\* One Rate applied to FY22-26 revised on 2-5-21

(a) Gen Fd Decreased by Non-MMO Yr-End Obligation of \$22,000,000  
and Sales Tax payment of \$42,731,949

(b) FY21 includes FY20 reallocation costs

AC 3/31/21 704,588,157

## General Fund

Current Plan	596,255,544	611,086,500	623,650,356	636,725,340	636,725,340
Incr (Decr)	38,022,786	37,930,320	37,314,234	36,797,490	51,797,610
FY 22-25 Increase / (Decrease) Over Prev Plan >>>					150,064,830

FY 2022 - FY 2026									
Total Breakdown of Pension Obligation Bond Payments									
By Fund									
Fund		FY 20 ACT	FY 20 Calc % (1)	ONE RATE %	FY 21 EST (1)	FY 22 EST	FY 23 EST	FY 24 EST	FY 25 EST
General	010	110,070,681	82.74%	87.48%	28,597,680	91,659,334	117,847,405	133,128,937	133,130,498
Water	020	15,686,125	10.53%	7.44%	4,423,402	7,795,444	10,022,687	11,322,351	11,322,484
Grants	080	628,945	1.05%	1.07%	374,391	1,121,120	1,441,436	1,628,349	1,628,368
Aviation	090	7,100,186	4.92%	3.57%	1,989,835	3,740,556	4,809,273	5,432,902	5,432,966
Comm. Development	100	449,613	0.27%	0.26%	96,272	272,421	350,255	395,674	395,678
Hospital	140	-	0.00%	0.00%	0	0	0	0	0
Capital	210	-	0.00%	0.00%	0	0	0	0	0
Water Capital	270	-	0.00%	0.00%	0	0	0	0	0
Pensions	390	781,595	0.49%	0.18%	174,716	188,599	242,484	273,928	273,931
		134,717,145	100.00%	100.00%	35,656,296	104,777,474	134,713,540	152,182,141	152,183,925
		134,715,275		USE THESE %'s	35,656,296	104,777,474	134,713,540	152,182,141	152,183,925
(1) Percentage based on 2-5-21 calculation									
*FY22-26 percentage based on one rate calculation									
AC 3/31/21									

<b>FY 26 EST</b>
133,131,136
11,322,538
1,628,377
5,432,992
395,680
0
0
0
273,932
152,184,655
152,184,655