

## WHAT IS **NALOXONE**?



- Naloxone is a life-saving medication that temporarily reverses an opioid overdose.
- Naloxone is also known as **Narcan**.
- You can get naloxone at the pharmacy. You don't need a prescription.
- Naloxone is safe and has little to no side effects.
- There are different types of naloxone:



NASAL SPRAY



INTRAMUSCULAR (IM)



AUTO-INJECTOR

## WHAT ARE **OPIOIDS**?



- Opioids are drugs that are used to treat pain.
- Opioids can be prescribed by a doctor but can be bought and used illegally.
- Examples of opioids:
  - Heroin
  - Fentanyl (Duragesic)
  - Oxycodone (OxyContin, Percocet)
  - Hydrocodone (Vicodin, Lortab)
  - Hydromorphone (Dilaudid)
  - Methadone
  - Morphine
  - Codeine
  - Tramadol (Ultram)

## RESOURCES

Learn more about Naloxone at [www.bringhomenaloxone.com](http://www.bringhomenaloxone.com)

**Naloxone Mailing Program**  
[NaloxoneForAll.org/philly](http://NaloxoneForAll.org/philly)

**Philadelphia Department of Public Health**  
(215) 354-0626  
[overdose.prevention@phila.gov](mailto:overdose.prevention@phila.gov)

**DBHIDS Warm Line**  
*Talk with trained, certified, supportive peer specialists*  
Monday–Friday 4PM–7PM  
(855) 507-WARM (9276)

## WHAT IS **NALOXONE**?



REVERSE AN OPIOID OVERDOSE  
USING **NALOXONE (NARCAN)**



Department of  
**Public Health**  
CITY OF PHILADELPHIA

## WHAT DOES AN OPIOID OVERDOSE LOOK LIKE?

### ⚠️ WARNING SIGNS



Dizziness



Pupils are very small



Irregular/slow breathing



Deep snoring or gurgling noises

*If a person is showing these signs, make sure they are breathing and stay with them.*

### ⚠️ SIGNS OF OVERDOSE



Not breathing



Blue or grey lips/skin/nails



Spasms & rigid muscle



Seizure-like movements

*If they aren't breathing, call 9-11 and give naloxone.*

## HOW DO I USE NALOXONE?

### SINGLE-STEP NASAL SPRAY

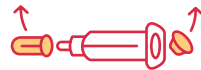


Place your thumb on plunger

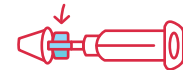


Press plunger into nostril

### MULTI-STEP NASAL SPRAY



**1.** Take off yellow caps



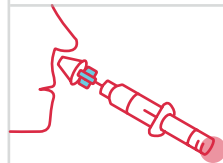
**2.** Screw on white cone



**3.** Take purple cap off of naloxone



**4.** Screw vial of naloxone into syringe barrel



**5.** Press white cone into nostril and push down on the plunger halfway in one nostril, and halfway in the other

### AUTO-INJECTOR



Follow step-by-step instructions from built-in speaker



Inject into outer thigh, even through clothing

## WHAT DO I DO AFTER I USE NALOXONE?

### IF BREATHING

Put person in **recovery position**



- Hand supports head
- Knee prevents body from rolling onto stomach

Stay with person until help arrives.

### IF NOT BREATHING

Give **rescue breaths**



- Tilt head back
- Pinch nostrils closed, give 1 breath every 5 seconds

Give rescue breaths until breathing starts or help arrives.

## SHOULD I GIVE A SECOND DOSE OF NALOXONE?

- If person doesn't start breathing in 2-3 minutes, give second dose of Naloxone
- If person stops breathing after first dose (during recovery), give second dose of Naloxone immediately
- FYI: Naloxone can wear off and result in secondary overdose. Stay with individual until EMS arrives!