


## Combination Permit Application Information Sheet

A Combination permit application allows you to include trade work on your building permit application. This may streamline the permit process and provide certain benefits:

1. ALL reviews are assigned to the same reviewer, except for plumbing and electrical submission requiring plans;
2. ALL reviewers have access to the same information;
3. Trade permits may be approved early-on in the development process and can be issued as soon as the sub-contractor is named. Approval of MEP plans is one of the most commonly reported construction delays and early approval will help you avoid it.
4. If you elect to accelerate your application, all reviews are performed under one accelerated review fee which can save you thousands of dollars.

**NOTE:** NO permits will be advanced to issuance until ALL reviews are approved. If you are working under a tight deadline and your trade permits require plans, this may not be the right option for your project.

**PROJECT COSTS** 

Use the boxes below to identify the cost of work for each construction activity associated with this Permit. At a **MINIMUM** enter a value in the 'General Construction Cost of Work' field for the work proposed under this Permit.

If you enter **any costs** for Electrical, Fire suppression, Mechanical, or Plumbing work, the system will automatically generate permit reviews for those disciplines as well. You will be prompted to enter details for each trade where a cost of work is listed.

**Warning:** For "New Construction" it is **mandatory** that you include Electrical, Mechanical (or Fuel Gas), and Plumbing work with this Permit. You **MUST** enter associated Costs of Work

Electrical Cost of Work:	<input type="text"/>
Fire Suppression Cost of Work:	<input type="text"/>
Fuel / Gas Cost of Work:	<input type="text"/>
Mechanical Cost of Work:	<input type="text"/>
Plumbing Cost of Work:	<input type="text"/>
* General Construction Cost of Work:	<input type="text"/>
Total Construction Cost of Work:	\$0.00 <input type="button" value="Calculate"/>

Entering a cost of work for the trade permits WILL trigger the combination application. If you do not want to file a combination permit (and it is not mandatory for your project), set values to '0'.

## One-or-Two Family Residential Permit (RP)

### Does my project require the submission of a combination permit?

- A combination permit is mandatory for a one-or two-family new construction Residential Permit.
- A combination permit is optional for one- or two-family alterations and/or additions.

**NOTE: A 3 or more family falls under a Commercial Permit (not a Residential Permit).**

### What trade permits are mandatory as part of a combination permit?

- Mechanical, Electrical and Plumbing trade permits are mandatory.
- Fire Suppression trade permit is optional.

### What information must be provided?


- The estimated cost associated with each trade permit.
- Basic information on quantities used to determine permit fees.
- The [EZ Ductwork and Warm-Air Appliance standard](#) must be uploaded where applicable.
- Most trade permits DO NOT require plans for residential projects with the exception of Electrical permit applications with a service exceeding 200A.
- For electrical work of 200A or less, both boxes in the application MUST be selected. Failure to do so will trigger a false requirement to upload plans. See below.

**\*EQUIPMENT DETAILS**

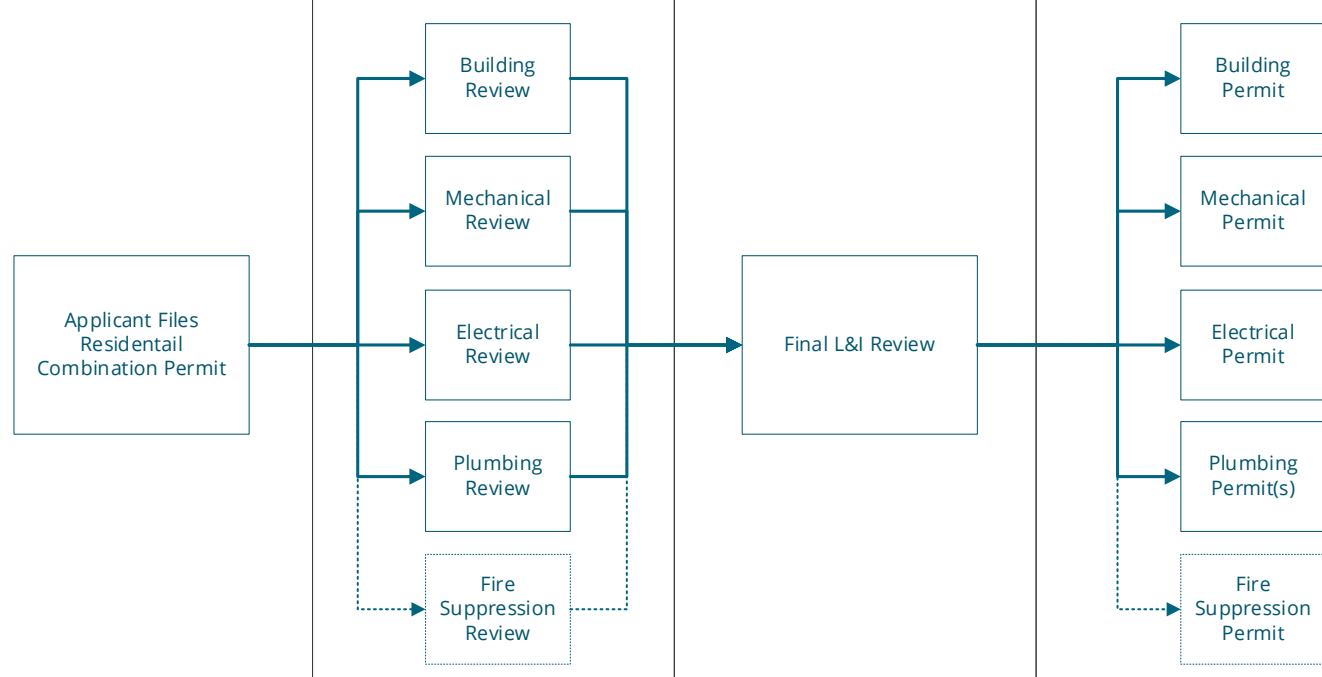
*Use the checkboxes below to identify all Electrical System information applicable to this Permit*

*Note: Incomplete or incorrect information provided may result in additional reviews by L&I*

Electrical Service Installation:	<input checked="" type="checkbox"/>
Is 200A or Less?	<input checked="" type="checkbox"/>
Equipment Replacement:	<input type="checkbox"/>
Is 600V or Less?	<input type="checkbox"/>
Interior Wiring:	<input type="checkbox"/>
Fire Pump:	<input type="checkbox"/>
Solar Panels:	<input type="checkbox"/>
Generator:	<input type="checkbox"/>



- The licensed Electrical Inspection Agency must be named on the application.
- No contractors are required to be named UNTIL the permit is ready to be picked up.
- A copy of the electrical contractor may be deferred until electrical permit issuance.

Residential Combination Permit				
	Application	Permit Review	Final Review	Permit Issuance
Process				
Notes	<ul style="list-style-type: none"> <li>A residential combination permit for <b>new construction</b> must include mechanical, electrical and plumbing in the scope of work.</li> <li>Including trade permits is optional on residential combination permits for <b>alterations or additions</b>.</li> </ul>	<ul style="list-style-type: none"> <li>No request for additional information or notification of approval will be sent until all reviews are completed.</li> <li>If the work type qualifies for an EZ permit, no review will be triggered.</li> <li>Mechanical and Plumbing permits do not require the submission of plans.</li> <li>Electrical permits require plans only if service exceeds 200 amps.</li> </ul>	<ul style="list-style-type: none"> <li>During this stage, the Building Permit Reviewer will verify all approvals and advance the application. Upon approval, separate permits will be created for each trade.</li> </ul>	<ul style="list-style-type: none"> <li>All Permits will be paid for separately.</li> <li>A contractor with a valid license must be named and confirm association with each permit prior to issuance.</li> <li>Separate permits will be generated for interior, exterior drainage, exterior distribution</li> </ul>
Time		15 business days * 5 business day review if accelerated	3 business days	

## Commercial Permit (CP) and Site Utility Permit (SP)

### Does my project require the submission of a combination permit?

- A combination permit is optional for a Commercial Permit or Site Utility Permit.

**Note: A 3 or more family falls under a Commercial Permit (not a Residential Permit).**

### What trade permits are mandatory as part of a combination permit?

- Mechanical, Electrical, Plumbing and Fire Suppression trade permits are optional.

### What information must be provided?


- The estimated cost associated with each trade permit.
- Basic information on quantities used to determine permit fees.
- The [Commercial EZ standards](#) must be uploaded where applicable.
- Plans are always required for any plumbing, fire suppression, or electrical work included on the Site Utility Permit.
- The licensed Electrical Inspection Agency must be named on the application.
- No contractors are required to be named UNTIL the permit is ready to be picked up.
- A copy of the electrical contractor may be deferred until electrical permit issuance.
- For electrical work of 200A or less, both boxes in the application **MUST** be selected. Failure to do so will trigger a false requirement to upload plans. See below.

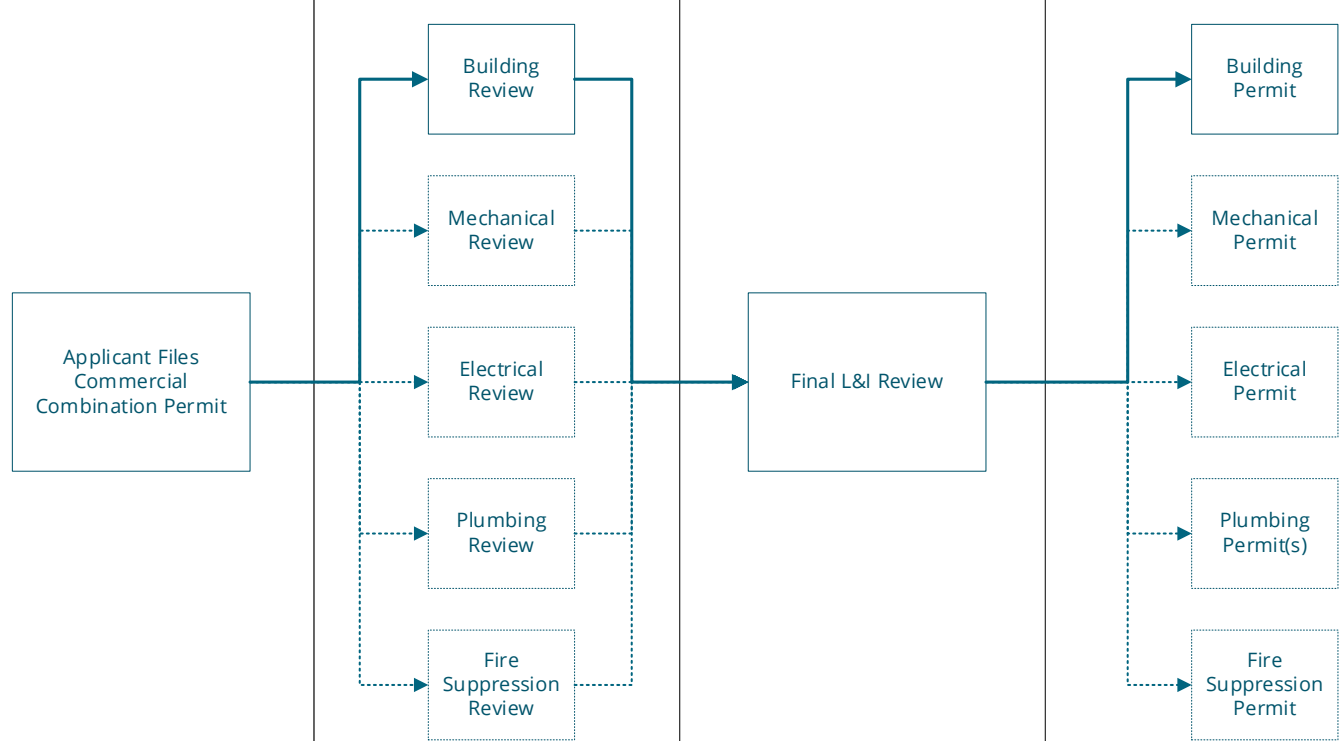
**\* EQUIPMENT DETAILS**

*Use the checkboxes below to identify all Electrical System information applicable to this Permit*

*Note: Incomplete or incorrect information provided may result in additional reviews by L&I*

Health Care Facility:	<input type="checkbox"/>
Hazardous Occupancy:	<input type="checkbox"/>
Occupancy Class Change:	<input type="checkbox"/>
Electrical Service Installation:	<input checked="" type="checkbox"/>
Is 200A or Less?	<input checked="" type="checkbox"/>
Temporary Wiring (On-site Power Source):	<input type="checkbox"/>
Temporary Wiring (Off-site Power Source):	<input type="checkbox"/>



Commercial Combination Permit				
	Application	Permit Review	Final Review	Permit Issuance
Process				
Notes	<ul style="list-style-type: none"> <li>A commercial combination permit may include mechanical, electrical, plumbing and fire suppression work. The dotted lines denote optional scopes of work.</li> </ul>	<ul style="list-style-type: none"> <li>No request for additional information or notification of approval will be sent until all reviews are completed.</li> <li>If the work type qualifies for an EZ permit, no review will be triggered.</li> </ul>	<ul style="list-style-type: none"> <li>During this stage, the Building Permit Reviewer will verify all approvals and advance the application. Upon approval, separate permits will be created for each trade.</li> </ul>	<ul style="list-style-type: none"> <li>All Permits will be paid for separately.</li> <li>A contractor with a valid license must be named and confirm association with each permit prior to issuance.</li> <li>Separate permits will be generated for interior, exterior drainage, exterior distribution</li> </ul>
Time		20 business days * 5 business day review if accelerated	3 business days	

**Questions?**

Call 311 or (215) 686-8686 (if outside Philadelphia) or submit a permit-related question online via <https://form.jotform.com/81494420572154>.

**L&I Permit and License Center**

1401 John F. Kennedy Blvd., Municipal Services Building, Public Service Concourse  
 Open 8 a.m. to 3:30 p.m., Monday through Friday. Offices close at noon on the last Wednesday of each month