

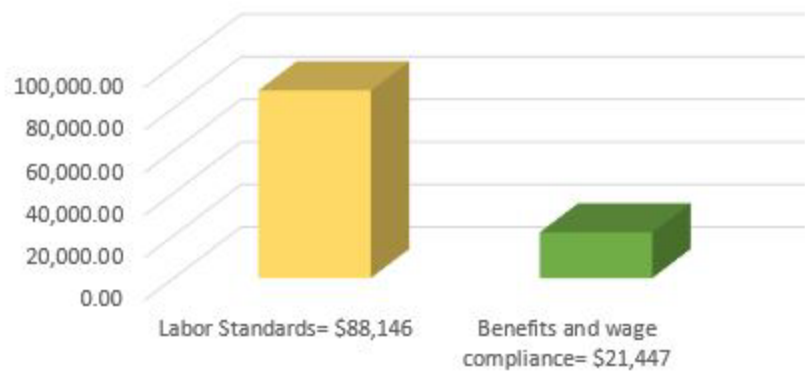


Labor Policy and Compliance Report January 2020 - June 2020

This document is a report from the Office of Labor Standards and the Office of Benefits and Wage Compliance from January 2020 through June 2020. The information is a summary as actual numbers may vary.

Fiscal Year 2020 Budget:
\$996,547
Total Finances Restituted:
\$109,594
Total Violations:
40
Total Staff:
15
Laws Enforced:
9

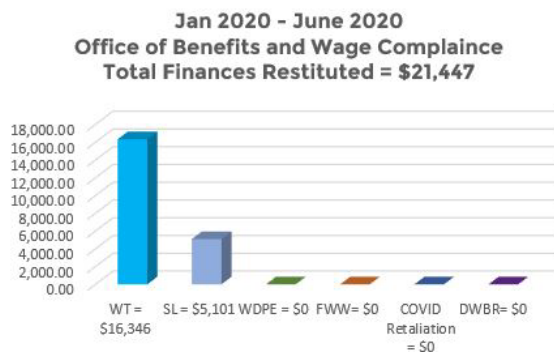
Jan 2020 - June 2020 Labor Policy and Compliance Total Finances Restituted = \$ 109,594



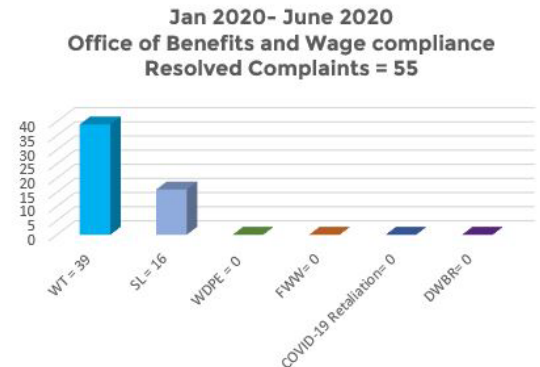
The following information is from the Office of Benefits and Wage Compliance Jan 2020 - June 2020.



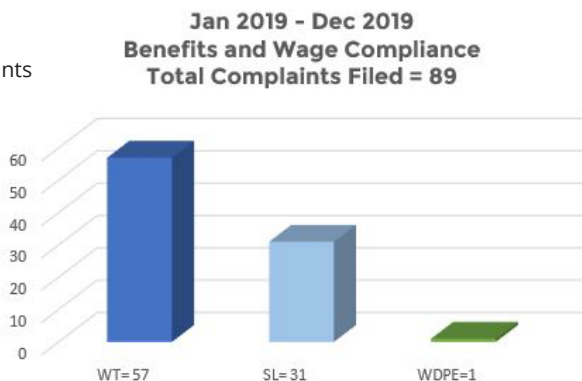
Total dollars restituted to complainant.



Total cases closed.



Total complaints filed in 2019.



Total complaints filed in Jan 2020 to June 2020.





Bad Actors

Bad actors are employers who are unresponsive to the office about a complaint, are delinquent on resolving a violation, or are repeat violators.

Company Name / # of incidents :

Pavescapers / 1

Frank Fleming's General Contractors / 2

Plenty Cafe / 2

Milo Restaurant / 2

Divine Mercy Homecare / 1

Employers will be removed from this list upon compliance.

The Office of Benefits and Wage Compliance **Jan 2020- June 2020**

Total Inquiries: 392

Total complaints filed: 76

Total Violations: 18

Total Mediations: 14

Total Complaints Withdrawn: 5

Total Outreach Events: 10