

PHILADELPHIA'S JAIL POPULATION | JUNE 2020



MacArthur Safety and Justice Challenge

First Judicial District of Pennsylvania
Department of Research and Development



In 2016, Philadelphia received \$3.5 million dollars as part of the MacArthur Foundation's Safety and Justice Challenge - a national initiative to decrease local jail populations and address racial, ethnic, and economic disparities in the criminal justice system. Philadelphia implemented a number of collaborative reform measures with justice and behavioral health partners. Efforts to achieve a 50% reduction in the city's jail population were bolstered by an additional \$4 million dollars awarded in October, 2018. To date, Philadelphia's jail population is down 52.1% from 8,082 in July, 2015 (Baseline) to 3,874 in June, 2020. This summary report provides a high level glance at progress by comparing the current population to baseline data.

8,082

52.1%

Jail
Population
Reduction

March 16th, 2020: City-wide stay-at-home order issued and closure of non-essential businesses due to COVID-19

AVERAGE DAILY POPULATION

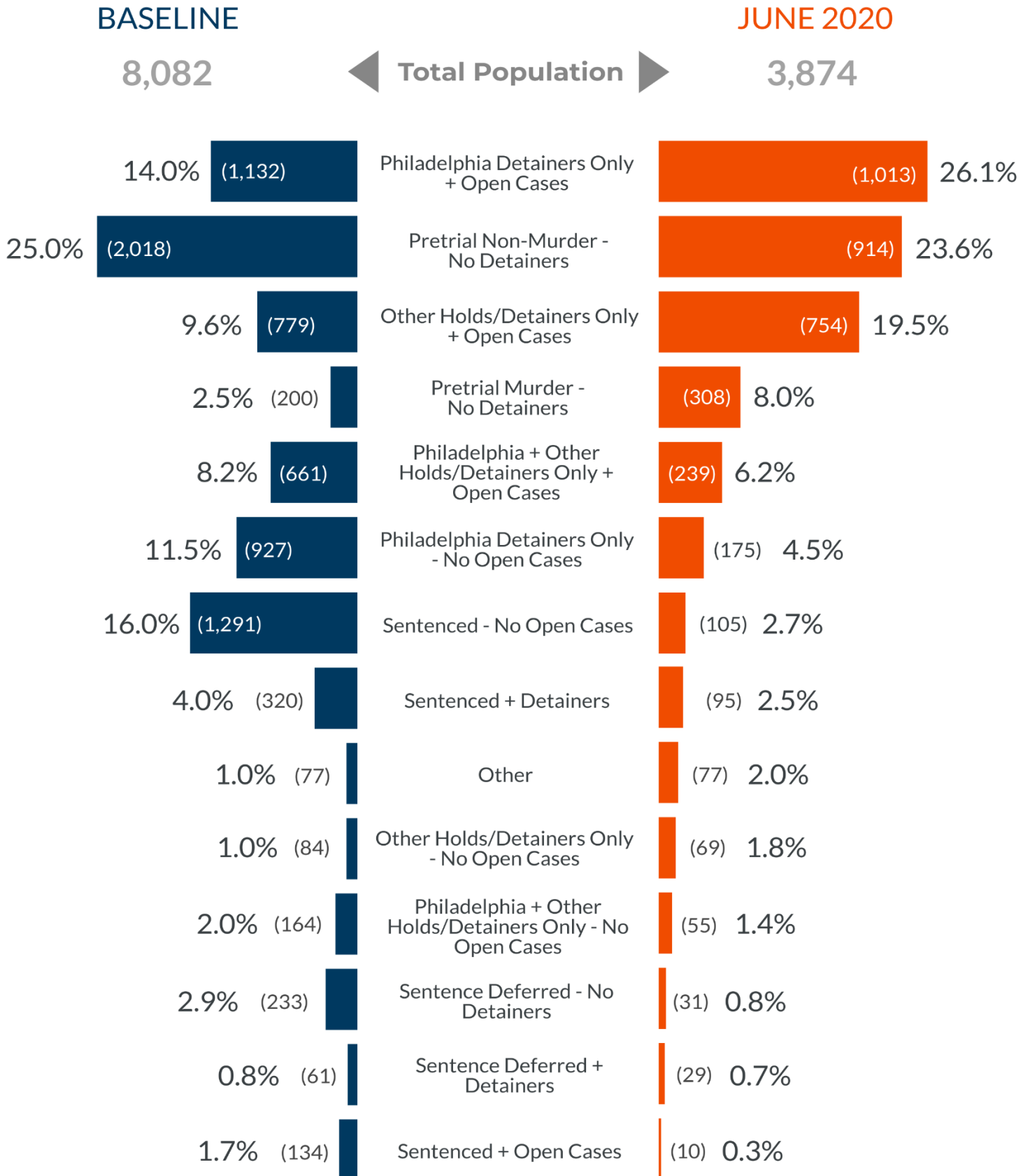
----- BASELINE
8,106

----- JUNE 2020
3,940

3,874

CONFINEMENT CATEGORY* COMPARISON

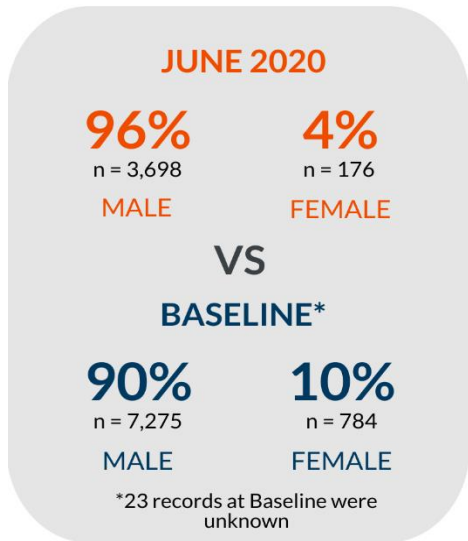
Note: Counts are noted in parentheses



*Detailed description of confinement categories can be found here: <http://bit.ly/2TjoVQS>

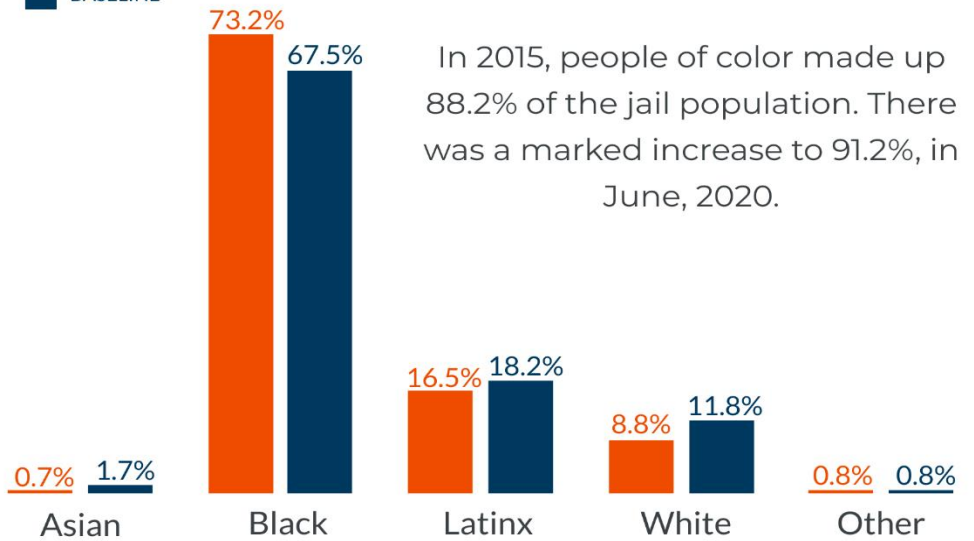
POPULATION OVERVIEW

GENDER



■ CURRENT
■ BASELINE

RACE / ETHNICITY

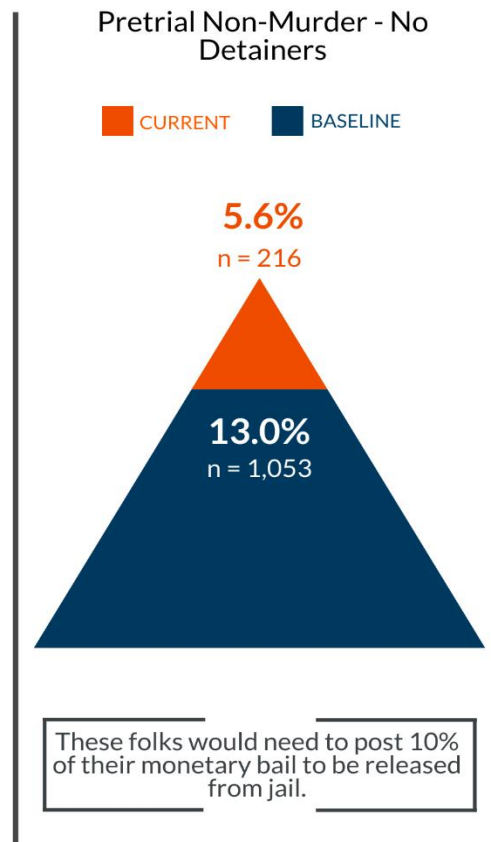


LENGTH OF STAY*



*Length of stay (LOS) figures are for individuals who were still in custody at the time of the data extraction, as opposed to LOS for people who were released.

CASH BAIL (Under \$50,000)

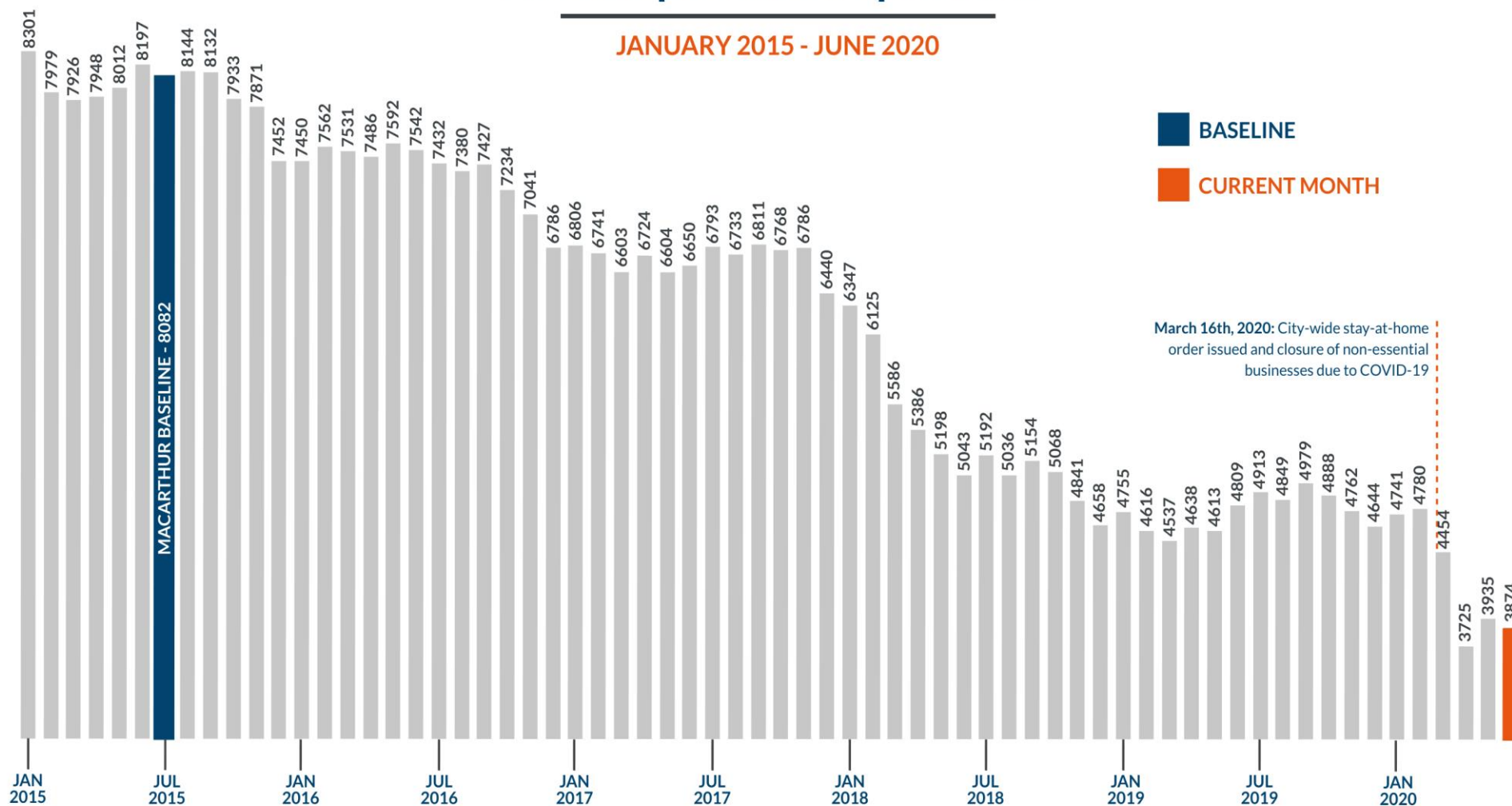


SERIOUSLY MENTALLY ILL (SMI)



Philadelphia Jail Population

JANUARY 2015 - JUNE 2020



Note: Due to scaling issues in previous reports this graph was redesigned in January, 2020, and all archival reports were updated.