



Mayor's Office of Labor

CITY OF PHILADELPHIA

2019 Labor Policy and Compliance Report

This document is a report from the Office of Labor Standards and the Office of Benefits and Wage Compliance from Jan 2019 - December 2019. This information is a summary as actual numbers may vary.

Jan-Dec 2019 Labor Policy and Compliance

Budget: \$ 782,547

Total Wages Collected: \$102,709

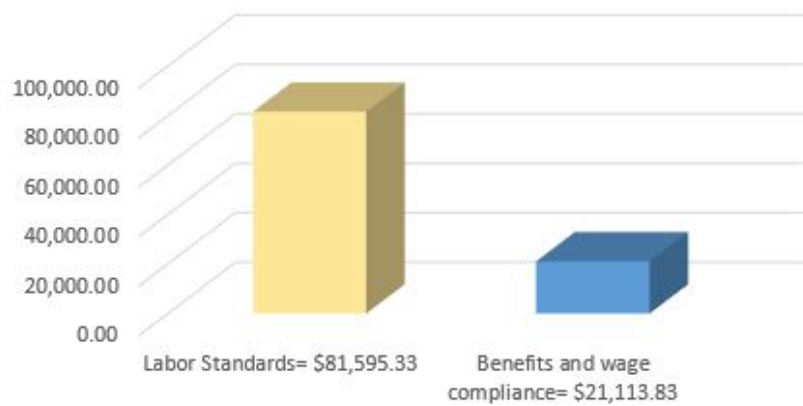
Total Violations: 129

Total Staff: 15

Laws: 7

Jan - Dec 2019 Labor Policy and Compliance

Total Finances Paid = \$ 102,709



The Office of Benefits and Wage Compliance

Wage Theft (WT) ■

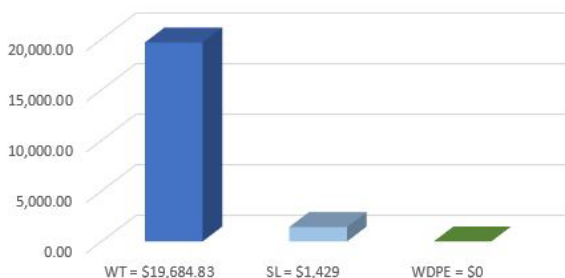
Sick Leave (SL) ■

Wrongful Discharge from
Parking Employment (WDPE) ■

2019 Office of Benefits and Wage Compliance

Total Finance Paid = \$ 21,114

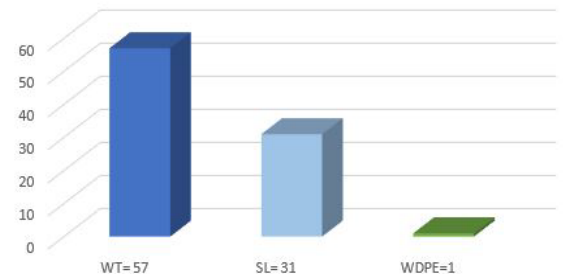
Total finances paid
for 2019 calendar
year by ordinance.



Total complaints filed
for 2019 calendar
year by ordinance.

2019 Benefits and Wage Compliance

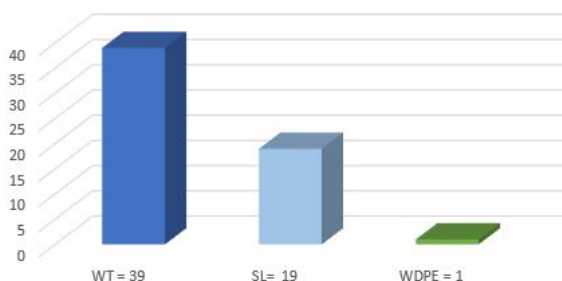
Total Complaints = 89



Complaints filed
from Jul- Dec 2019
by ordinance.

Jul- Dec 2019 Benefits and Wage Compliance

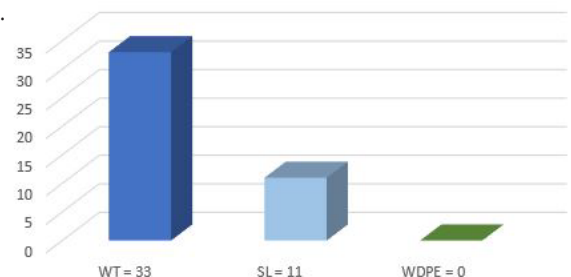
Total Complaints = 59



Resolved complaints
in 2019 calendar
year by ordinance.

2019 Benefits and Wage Compliance

Resolved Complaints = 44





Mayor's Office of Labor

CITY OF PHILADELPHIA

Bad Actors

Bad Actors are employers who are either unresponsive with our office or who are delinquent on resolving a violation.

Company Name/ # of incidents:

Pavescapers 1
Frank Fleming's General Contractors 2
Plenty Cafe 2

Employers will be removed from this list upon compliance.

The Office of Benefits and Wage Compliance 2019

Total Inquiries: 310
Total Complaints filed: 89
Total Violations: 15
Total Mediations: 6
Total Complaints Withdrawn: 14
Total Trainings: 9