

From Street to Sink: Water System Responsibility

Customer Responsibility in a Combined Sewer Area

Once drinking water leaves the PWD water main in the street, it becomes the customer's responsibility. This means that customers must repair faulty plumbing that connects our water main to their home as well as the plumbing inside the home. This includes:

Ferrule (J): Connection valve to the water main.

Water Service Pipe (K): Piping connected to the water main.

Curb Stop (M): Valves used to turn water on/off to the property.

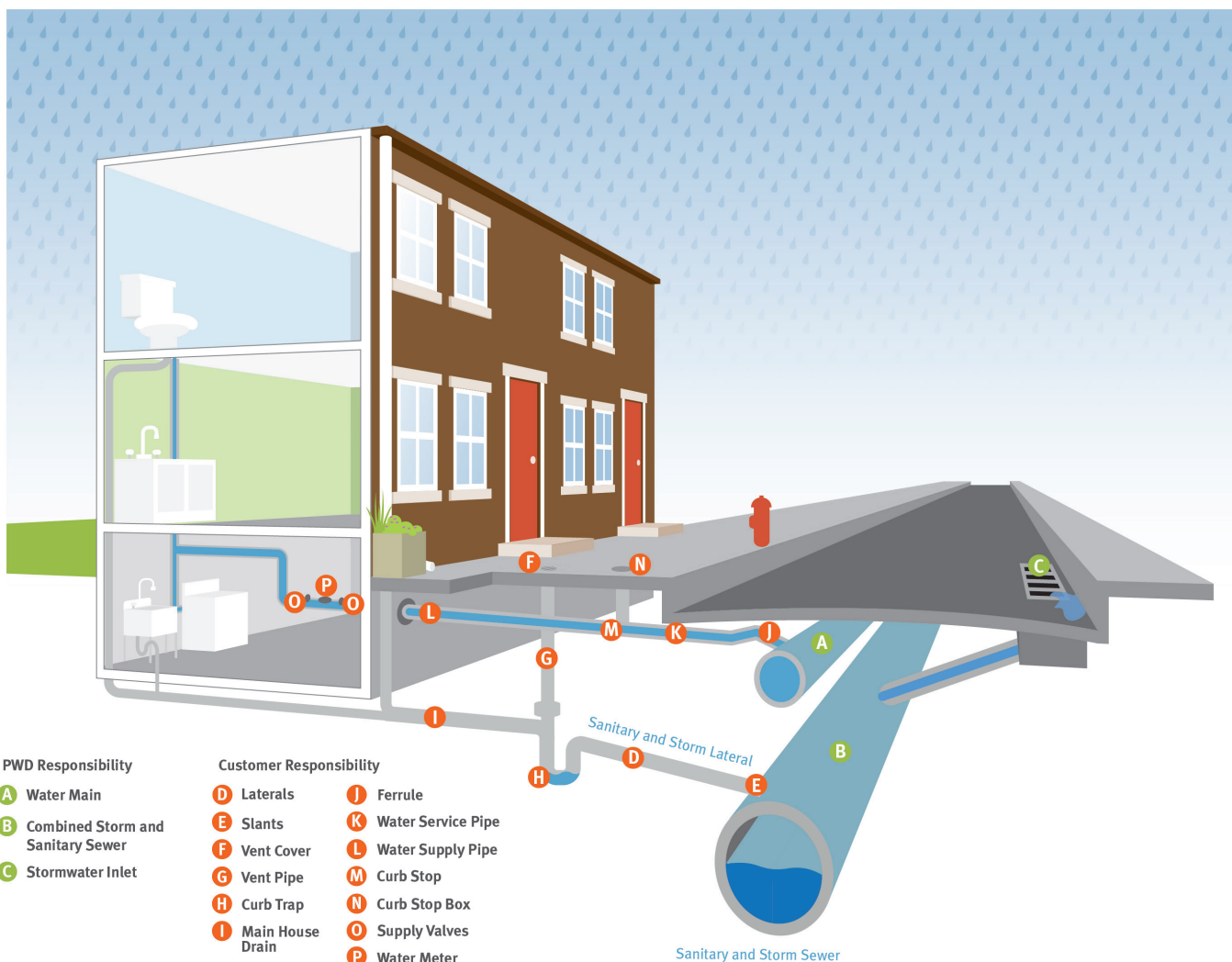
Water Supply Pipe (L): Pipe connected from the curb stop that carries water into the house.

Supply Valves (O): Valves used to isolate the water meter and to turn water on/off to the house.

Curb Stop Box (N): Cover to protect the curb stop valve.

Water Meter protection and access (P): Meter is owned and maintained by PWD; owners must keep the meter accessible and protected, especially from freezing.

Combined Sewer System



Customers must also maintain household waste pipes under the sidewalk leading from the home to PWD's sewers underground. The following are components of the drainage systems that are the sole responsibility of the property owner.

Vent Cover (F): Plate that covers the vent pipe.

Vent Pipe (G): Also known as Fresh Air Inlet (FAI).

Main House Drain (I): Piping that collects the waste and empties to the lateral.

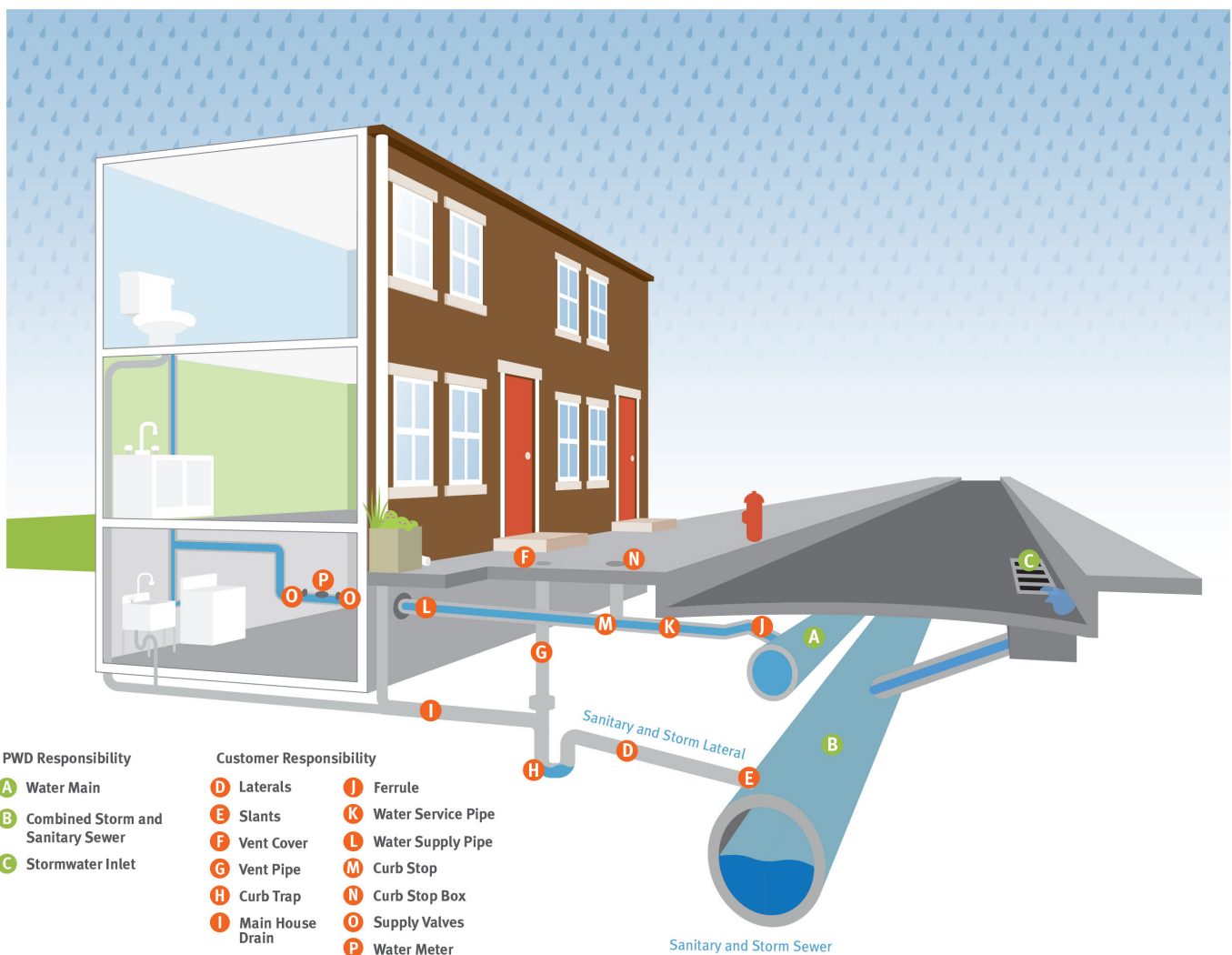
Curb Trap (H): Portion of pipe that traps sewer gases from entering property.

Lateral (D): Piping connecting house drain to public sewer.

Slant (E): Also known as Tap. The connection between the sewer and the lateral.

Customers that do not have fully operational lines will be served a Notice of Defect (NOD) and are required to repair defects and come into compliance within the period stated on the NOD. Customers' responsibility for maintaining service lines is outlined in the first chapter of the PWD Regulations available at www.phila.gov/water.

Combined Sewer System



From Street to Sink: Water System Responsibility

Customer Responsibility in a Separate Sewer Area

Once drinking water leaves the PWD water main in the street, it becomes the customer's responsibility. This means that customers must repair faulty plumbing that connects our water main to their home as well as the plumbing inside the home. This includes:

Ferrule (J): Connection valve to the water main.

Water Service Pipe (K): Piping connected to the water main.

Curb Stop (M): Valves used to turn water on/off to the property.

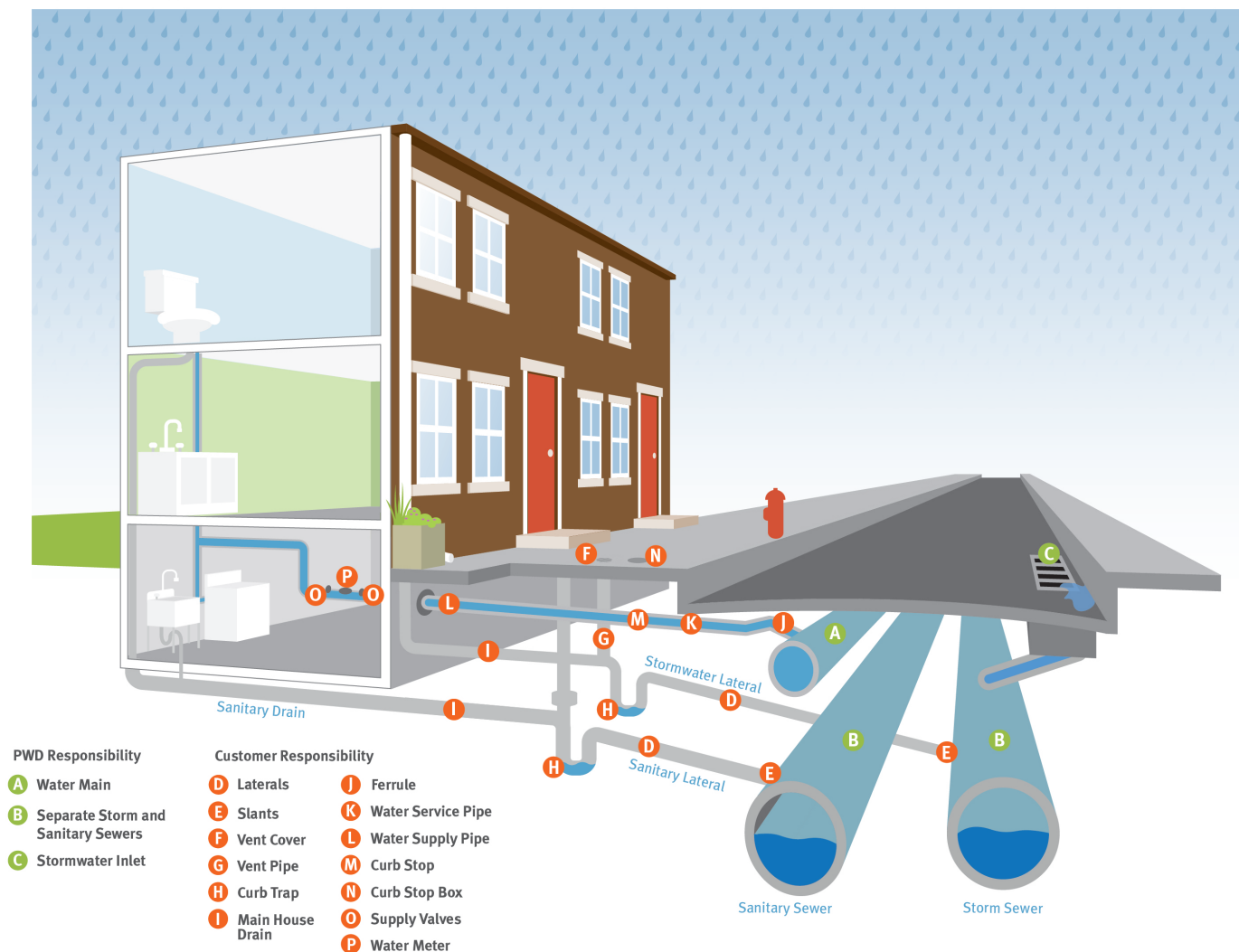
Water Supply Pipe (L): Pipe connected from the curb stop that carries water into the house.

Supply Valves (O): Valves used to isolate the water meter and to turn water on/off to the house.

Curb Stop Box(N): Cover to protect the curb stop valve.

Water Meter protection and access (P): Meter is owned and maintained by PWD; owners must keep the meter accessible and protected, especially from freezing.

Separate Sewer System



Customers must also maintain household waste pipes under the sidewalk leading from the home to PWD's sewers underground. The following are components of the drainage systems that are the sole responsibility of the property owner.

Vent Cover (F): Plate that covers the vent pipe.

Vent Pipe (G): Also known as Fresh Air Inlet (FAI).

Main House Drain (I): Piping that collects the waste and empties to the lateral.

Curb Trap (H): Portion of pipe that traps sewer gases from entering property.

Lateral (D): Piping connecting house drain to public sewer.

Slant (E): Also known as Tap. The connection between the sewer and the lateral.

Customers that do not have fully operational lines will be served a Notice of Defect (NOD) and are required to repair defects and come into compliance within the period stated on the NOD. Customers' responsibility for maintaining service lines is outlined in the first chapter of the PWD Regulations available at www.phila.gov/water.

Separate Sewer System

