



Philadelphia's Jail Population

November 2018

This summary is based on a merge between jail and court data from the baseline (July 30th, 2015) and present day (November 30th, 2018).



MacArthur Safety and Justice Challenge

Introduction

Progress to Date



40.1%



In 2016, Philadelphia was awarded \$3.5 million dollars as part of the MacArthur Foundation's Safety and Justice Challenge which is a national initiative to reduce local jail populations and the rate of racial, ethnic, and economic disparities in the criminal justice system.

Since then, Philadelphia has implemented a number of collaborative reform measures with justice and behavioral health partners to help achieve a target reduction of 34% in the city's jail population. This summary provides a high level look at progress to date and comparison of the current population to baseline data.

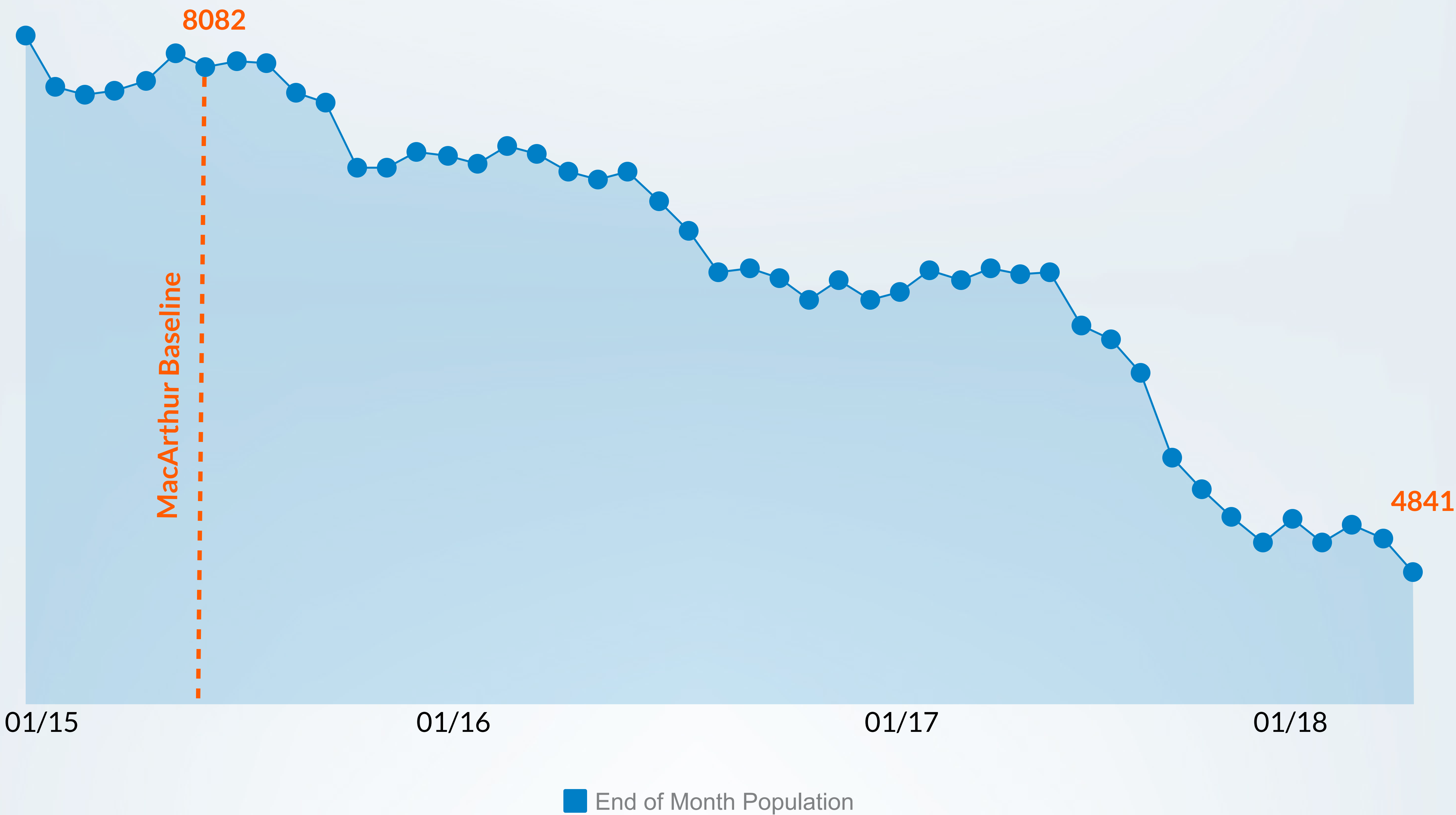
Total Population



↓ 40.1%



Population Decline



Total Population

Race / Ethnicity



Baseline

67.5% 18.2% 11.8% 1.7% 0.7%
Black Hispanic White Asian Other
Bi-Racial
0.0%



November

66.4% 20.9% 11.3% 0.8% 0.6%
Black Hispanic White Other Asian

In 2015, people of color made up 88.2% of the jail population. This remains consistent with the current month's population of 88.7%.

Seriously Mentally Ill (SMI) Population

Baseline

1089

INDIVIDUALS

13.5% of the total population
(1089 / 8082)

November

797

INDIVIDUALS

16.5% of the total population
(797 / 4841)

The SMI population includes people who are designated seriously mentally ill by the jail.

Confinement Groups

Pretrial No Detainers (Non-Murder)

Individuals in this category are confined pending an open case, with active or revoked bail.

Pretrial No Detainers (Murder)

This includes those being held on murder charges. Generally, in this group bail is denied.

Detainers

These folks are not sentenced, have no open cases, and have detainers from Philadelphia and/or another jurisdiction.

Sentenced

This section of the population has been sentenced and has no detainers.

Sentenced + Detainers

These people are sentenced and have a detainer from Philadelphia and/or another jurisdiction.

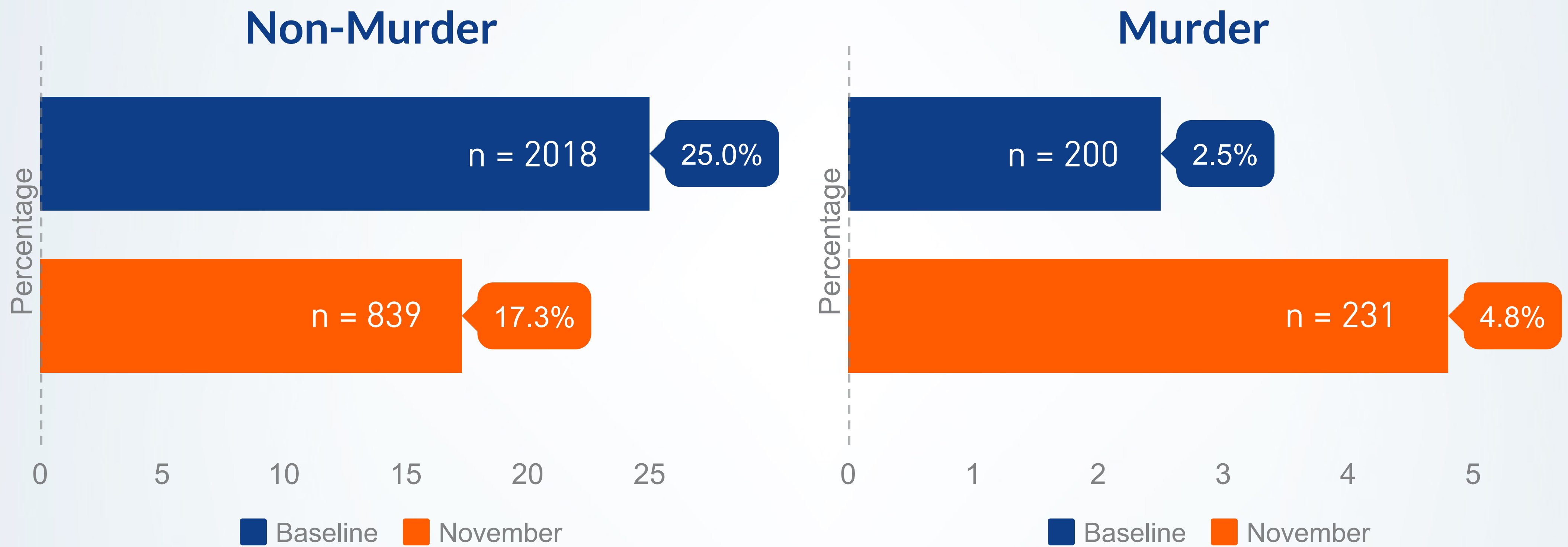
Other

Included here are those that could not be captured in other categories.

Population Breakdown

OF THE TOTAL POPULATION:

Pretrial No Detainers



Baseline

1053

INDIVIDUALS

HAD A MONETARY BAIL OF
\$50,000 OR LESS

13.0% of the total population
(1053 / 8082)

November

329

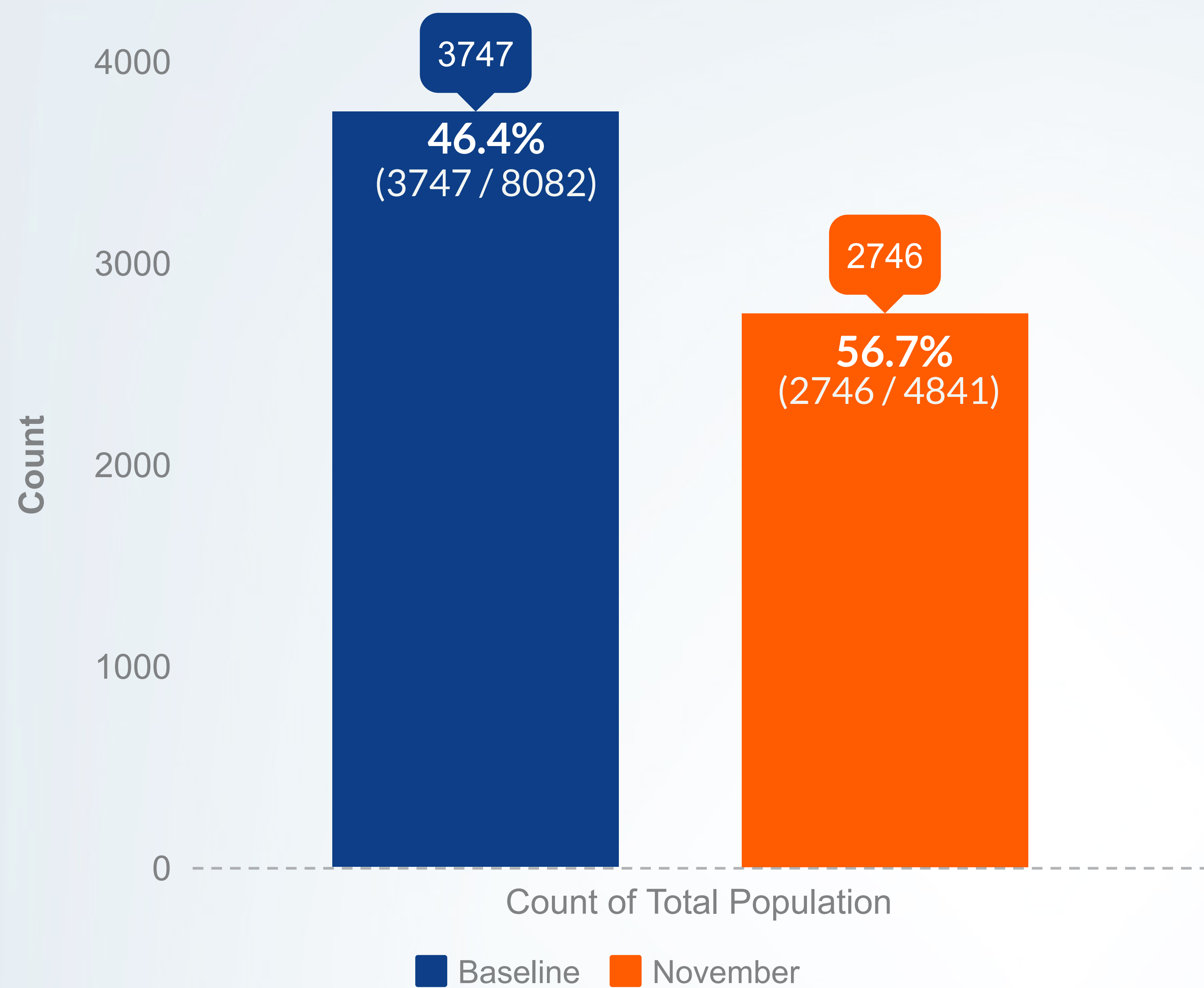
INDIVIDUALS

HAD A MONETARY BAIL OF
\$50,000 OR LESS

6.8% of the total population
(329 / 4841)

These folks would need to post 10% of their monetary bail to be released from jail.

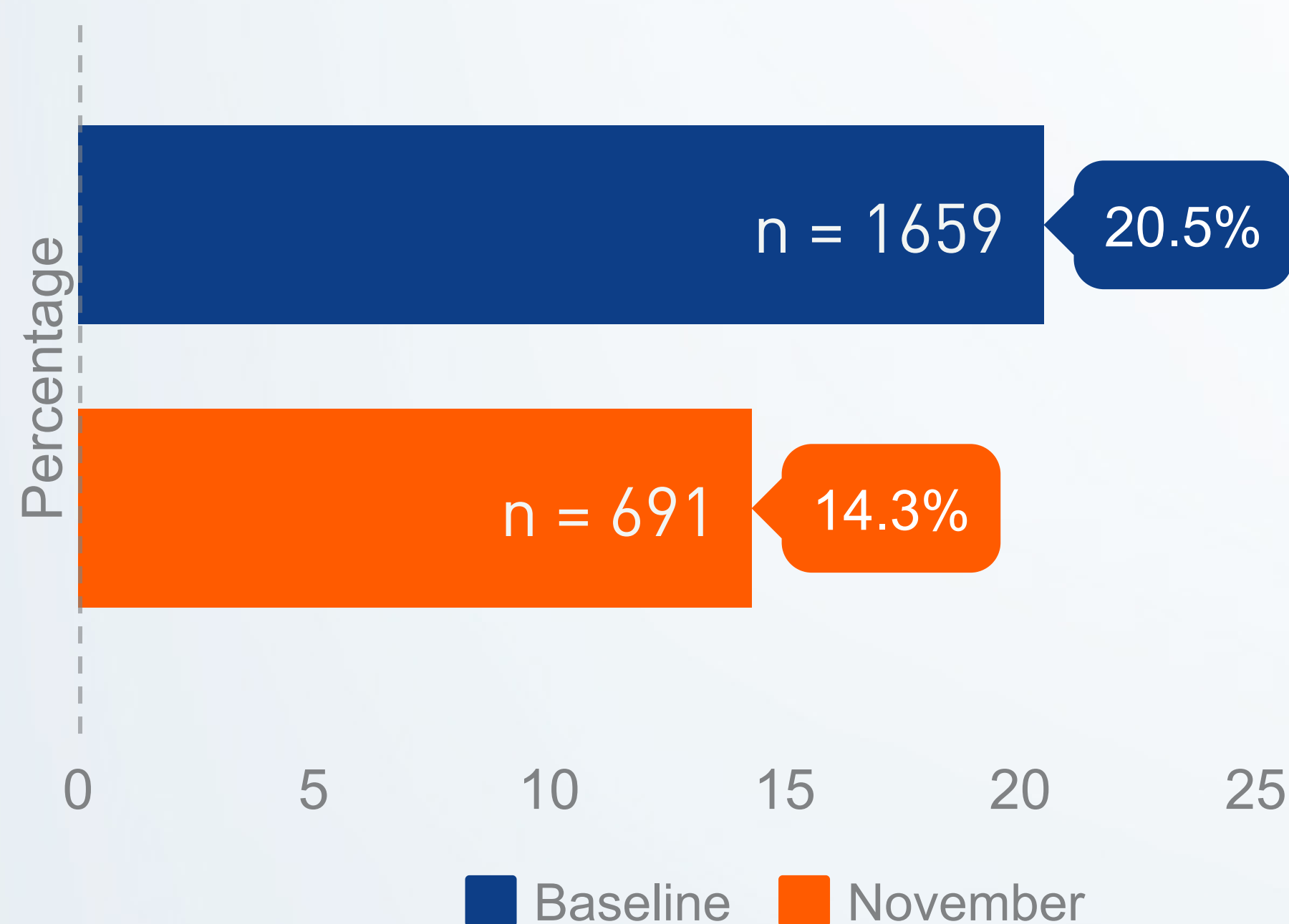
Detainers



Detainers are various types of "holds" that can be keeping someone in jail. Everyone in this group has a detainer issued by Philadelphia and/or another jurisdiction.

Sentenced

No Detainers



Detainers



People in this group are currently serving a sentence. They may have additional open cases in Philadelphia and/or other jurisdictions.

