



# Philadelphia's Jail Population

May 2018

This summary is based on a merge between jail and court data from the baseline (July 30th, 2015) and present day (May 31st, 2018).



MacArthur Safety and Justice Challenge

## Introduction

### Progress to Date



35.7%



In 2016, Philadelphia was awarded \$3.5 million dollars as part of the MacArthur Foundation's Safety and Justice Challenge which is a national initiative to reduce local jail populations and the rate of racial, ethnic, and economic disparities in the criminal justice system.

Since then, Philadelphia has implemented a number of collaborative reform measures with justice and behavioral health partners to help achieve a target reduction of 34% in the city's jail population. This summary provides a high level look at progress to date and comparison of the current population to baseline data.

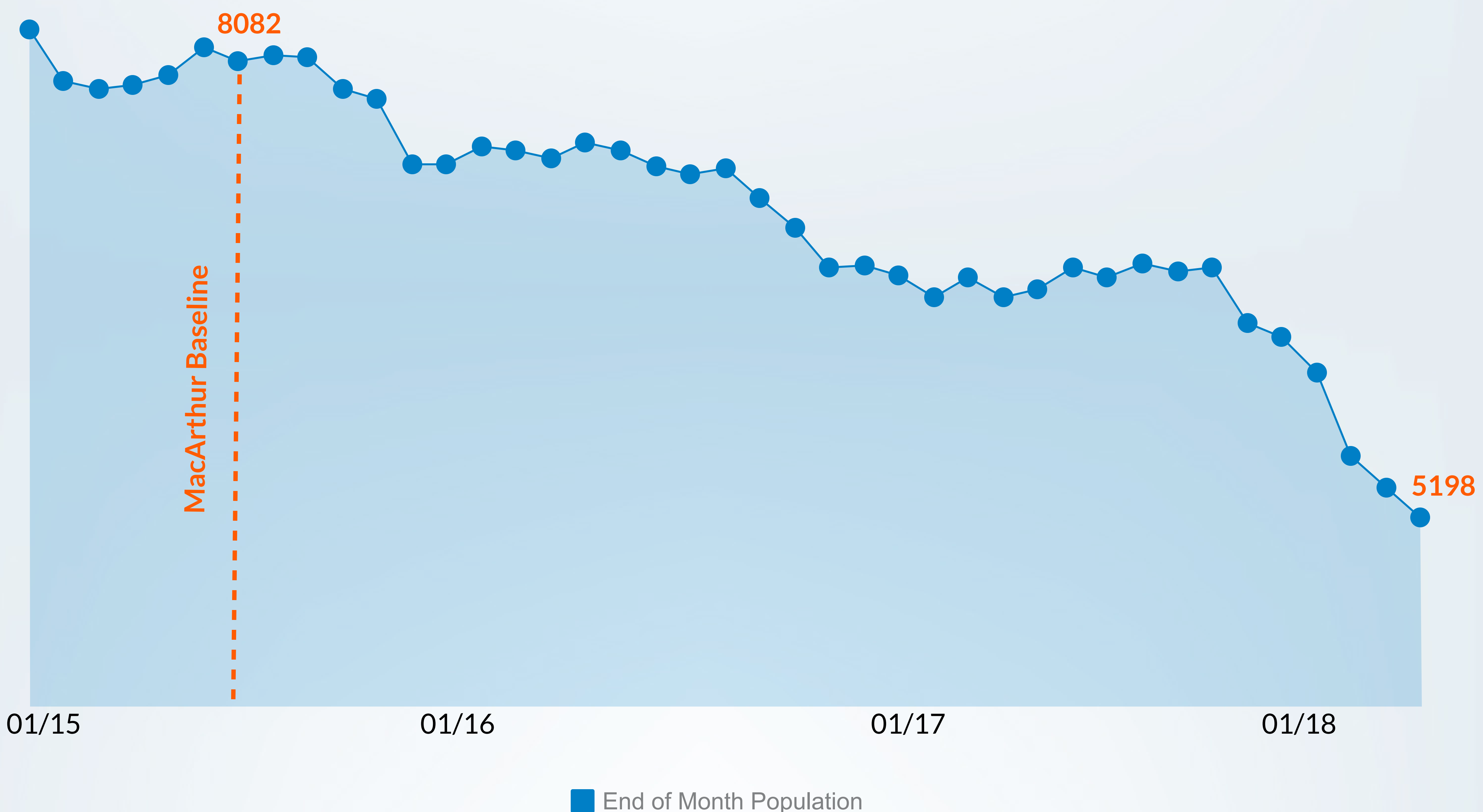
# Total Population



↓ 35.7%

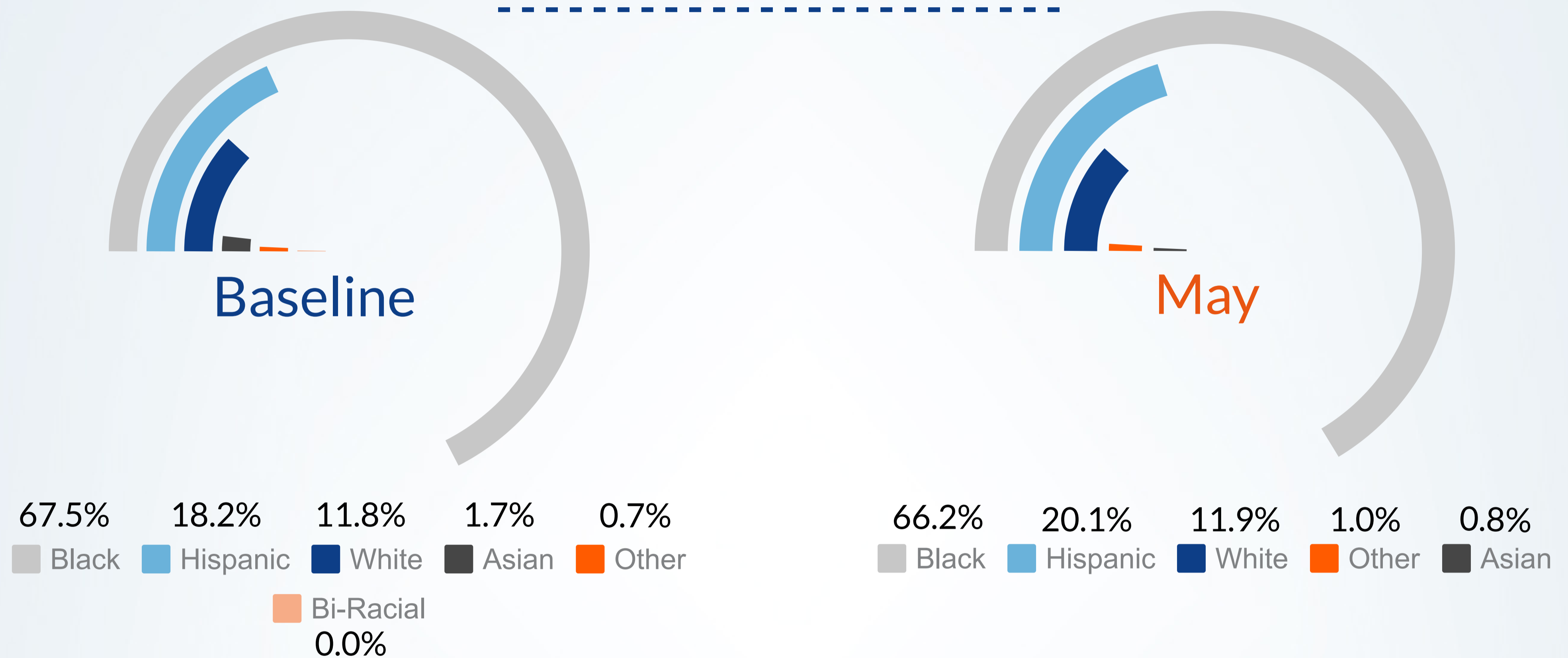


# Population Decline



# Total Population

## Race / Ethnicity



The Race/Ethnicity composition has stayed relatively consistent since baseline with 88.2% Non-White in 2015 and 88.1% in the current month.

## Seriously Mentally Ill (SMI) Population



The SMI population is comprised of individuals who are designated seriously mentally ill by the jail.

# Confinement Groups

## Pretrial No Detainers (Non-Murder)

Individuals who are confined pending their open case. This includes individuals with active or revoked bail.

## Pretrial No Detainers (Murder)

Individuals charged with murder pending their open case. Generally individuals in this group are denied bail.

## Detainers

Individuals with detainers, both Philadelphia and Non-Philadelphia, who have not been sentenced. Includes open cases and no open cases.

## Sentenced

Individuals who have been sentenced with no detainers.

## Sentenced + Detainers

Individuals who have been sentenced and have a detainer of any kind.

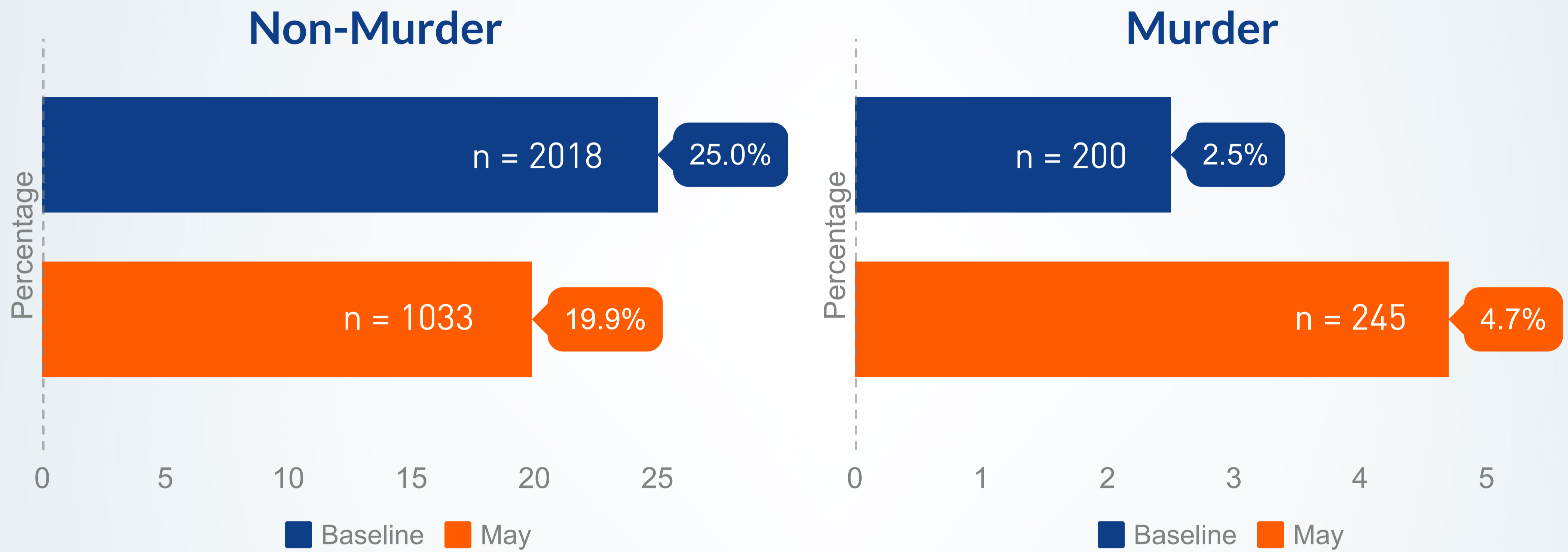
## Other

Remaining individuals that could not be captured by previous groups.

# Population Breakdown

## OF THE TOTAL POPULATION:

### Pretrial No Detainers



Baseline

1053

**INDIVIDUALS**  
HAD A MONETARY BAIL OF  
\$50,000 OR LESS

13.0% of the total population  
(1053 / 8082)

May

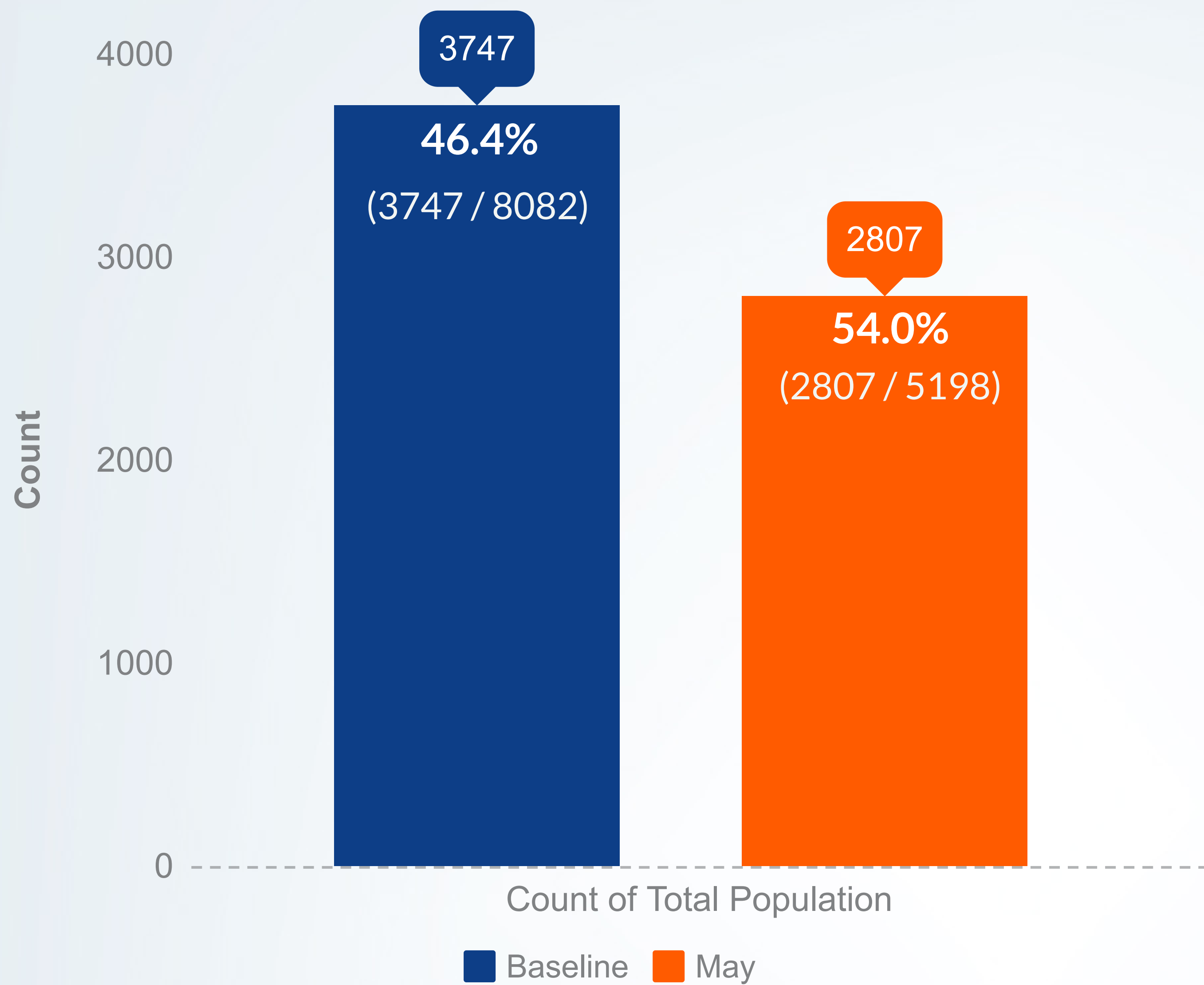
377

**INDIVIDUALS**  
HAD A MONETARY BAIL OF  
\$50,000 OR LESS

7.3% of the total population  
(377 / 5198)

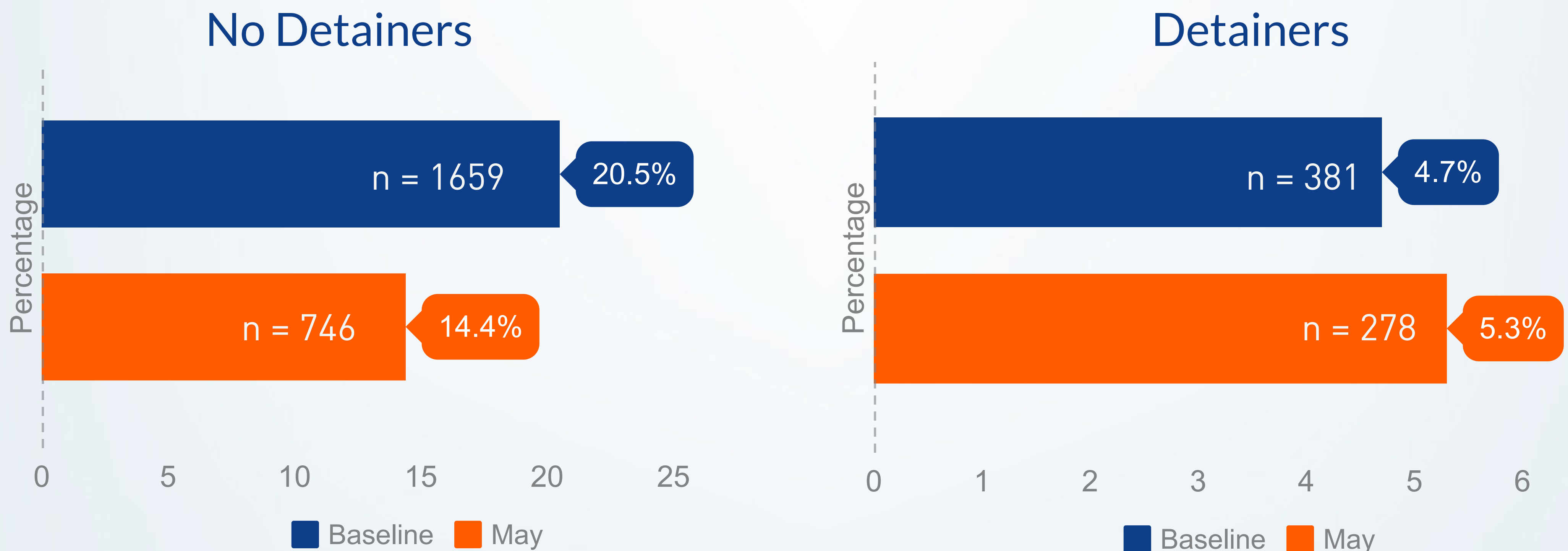
This means that these individuals would need to post 10% of their monetary bail to be released from jail.

# Detainers



Detainers are various types of "holds" that can be keeping an individual in jail. Individuals in this group have detainers issued by Philadelphia and/or another jurisdiction.

# Sentenced



Individuals in this group are currently serving a sentence. They may have additional open cases in Philadelphia and/or other jurisdictions.

