



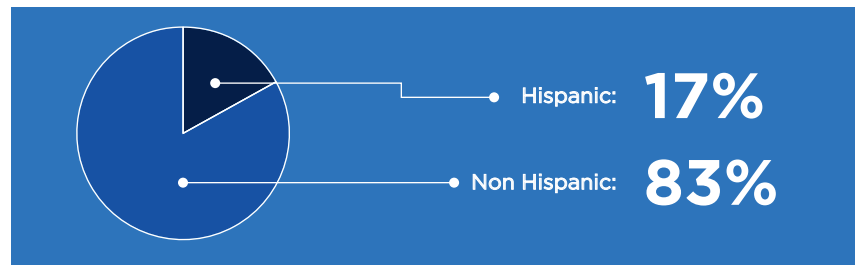
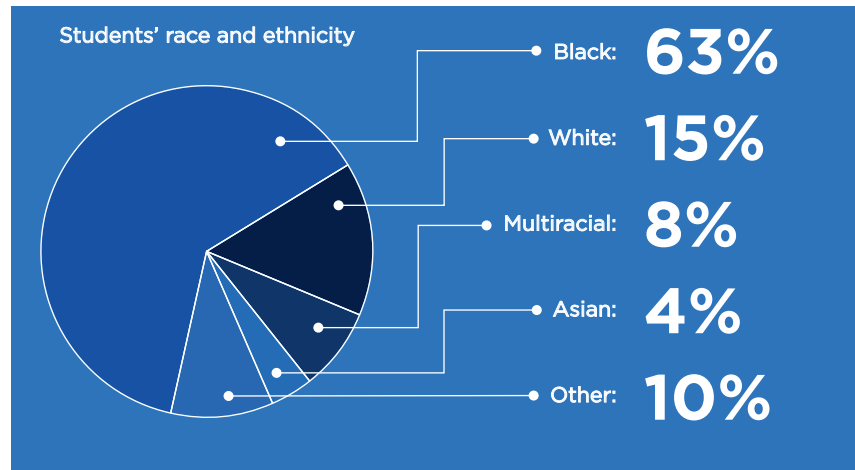
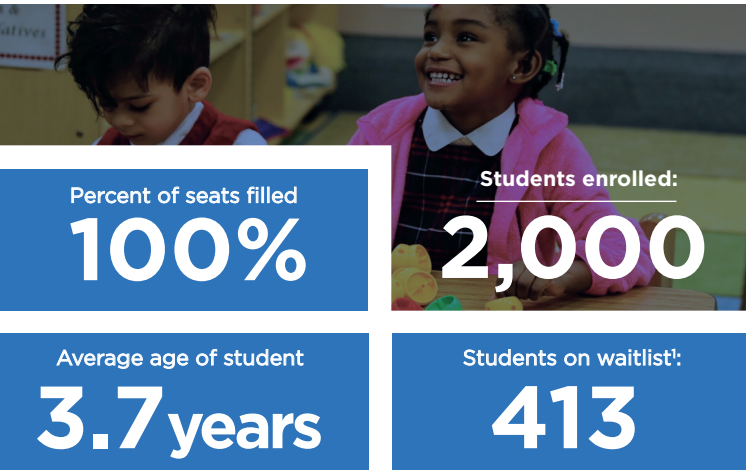
MAYOR'S OFFICE  
OF EDUCATION

 **PHLpreK**

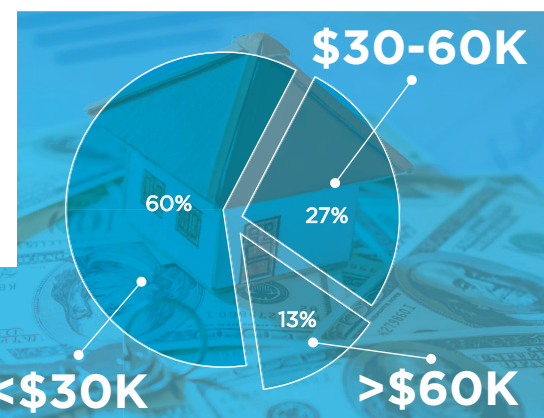
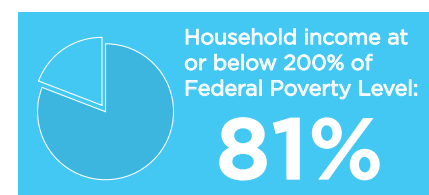
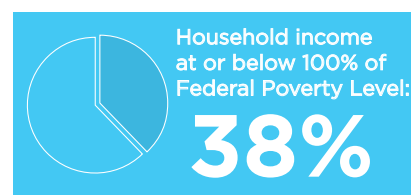
BY THE NUMBERS

DECEMBER 2017

## ENROLLMENT



## FAMILY DEMOGRAPHICS



<sup>1</sup> At highest point, on 9/12/17

<sup>2</sup> STAR level as of November 2017.



## PHLpreK WORKFORCE

Average hourly  
wage of new hires

**\$14.72**



New PHLpreK hires<sup>3</sup>:

**251**

Teaching positions:

**191**

Support and administrative staff:

**60**

PHLpreK teachers:

**241**



PHLpreK staff participating  
in continuing education and  
professional development:

**132**

PHLpreK educators  
participating  
in T.E.A.C.H.  
scholarship  
program:



**37**

## PARENT AND CAREGIVER FEEDBACK<sup>4</sup>

Parents satisfied with  
enrollment process



**97%**

Parents would recommend  
PHLpreK  
to other parents

**99%**



Parents satisfied with  
teacher quality

**95%**



Parents satisfied with  
overall quality of  
PHLpreK program

**98%**

Parents report child is  
better prepared for  
kindergarten

**97%**

<sup>3</sup> Data reported by providers as of April, 2017. Without added seats in FY 2018 due to litigation, we expect job growth to be limited this year.

<sup>4</sup> Source: 2016-2017 PHLpreK parent survey

