

A photograph of Philadelphia City Hall in the background, with a blue semi-transparent banner overlaid on the top half. The banner contains the title and date. Below the banner, two men are riding bicycles on a city street. The man on the left is wearing a red shirt and grey pants, riding a blue bike. The man on the right is wearing a light blue shirt, a red tie, khaki pants, and a black helmet, riding a yellow bike. He is waving his right hand. In the background, other people and a white car are visible.

Philadelphia Bike Share Station Planning Update

December 2014

Mayor's Office of
Transportation & Utilities



December 2014

When bike share arrives this spring, it will transform how Philadelphians and visitors travel through and experience our City. The Mayor's Office of Transportation and Utilities is working with our partners to make sure that our bike share system serves community needs and represents the local knowledge of Philadelphia citizens, business owners and institutional partners.

From September 17 through October 20, we asked the public to comment on 100 potential bike share locations online, via text message, and through in-person surveys. The public responded with over 10,500 comments. This report shares the results of the survey along with information about how the surveys are informing bike share station planning efforts.

Surveys are only one component of bike share station siting outreach. Our team is continuing to meet with community groups and property owners around the City to discuss potential locations. If we haven't yet spoken with your organization, we encourage you to get in touch by contacting our office at 215-686-9003.

Andrew Stober
Chief of Staff, Mayor's Office of Transportation and Utilities



TABLE OF CONTENTS

ONE:	ABOUT PHILADELPHIA'S BIKE SHARE.....	4
TWO:	SITE PLANNING PROCESS	7
THREE:	WHAT WE HEARD: ANSWERS TO COMMON QUESTIONS.....	10
FOUR:	SYSTEM PHASING.....	11
FIVE:	SURVEY OVERVIEW	12
SIX:	STATION-BY-STATION RESULTS	16

MAYOR'S OFFICE OF TRANSPORTATION AND UTILITIES

DEPUTY MAYOR RINA CUTLER



Entities partnering to make Philadelphia's Bike Share a reality

PHILADELPHIA BIKE SHARE



1 ABOUT PHILADELPHIA'S BIKE SHARE

Introducing Philadelphia's Bike Share

What is bike share? Bike share is a network of bicycles located at self-service rental stations around the city. Bike share will be available all year long and 24 hours a day. With bike share, you can ride from station to station whenever you need a convenient and affordable way to travel.

Bike share operates successfully in over 40 cities across the country and in 800 cities worldwide, including Chicago, Boston, Washington DC, New York City, Paris and London.

Bicycles and stations will be manufactured by B-cycle, a subsidiary of Trek Bicycles. The bikes will feature easily adjustable seats to fit all sizes of rider, front and rear LED lights, baskets, and bells. All bicycles and stations will be owned by the City of Philadelphia. The system will be operated and maintained by the company Bicycle Transit Systems. For more information, please visit www.phila.gov/bikeshare.

Bike Share Convenience

With bike share, you can easily make one way trips by bike, such as from your neighborhood to an El-stop, from school to a job, or from work to go meet friends. Here's how you use bike share:

- Check out a bike from one of 60+ stations in the bike share system using a membership card or a debit/credit card;
- Take a ride from station to station to travel to work or school, run errands, or get exercise;
- Return the bike to any station in the system.

Bike share bikes are professionally maintained, meaning that don't have to worry about inflating your tires or oiling your chain—all maintenance is taken care of by the program.

How We Got Here

The City has been preparing for bike share since 2009, when the Mayor's Office of Transportation & Utilities (MOTU), following a City Council Resolution, commissioned a bike share feasibility study. The resulting 2010 Philadelphia Bike Share Concept Study concluded that bike sharing held tremendous promise for the city given its flat geography, relatively regular street grid, and consistent urban scale.

In 2013, the City released the Philadelphia Bike Share Strategic Business Plan, which contained recommendations for bike share service area, deployment phasing, and program structure.

The plan resulted from research and analysis completed by Toole Design Group with guidance from a steering committee comprising MOTU, Bicycle Coalition of Greater Philadelphia, Delaware Valley Regional Planning Commission, Pennsylvania Environmental Council, and Bike Share Philadelphia (a



System service area and phasing recommended in the Philadelphia Bike Share Strategic Business Plan

local bike share advocacy organization). Institutional and business leaders including Liberty Property Trust, Comcast, Independence Blue Cross, GlaxoSmithKline, and the University of Pennsylvania also contributed to the plan.

In October 2013, MOTU issued a request for proposals for bike share operations and equipment. The City vetted top candidates from national and international leaders in the bike sharing industry and selected the company Bicycle Transit Systems (Bike Transit) in partnership with equipment provider B-Cycle. Bike Transit is based in Philadelphia, and its staff successfully launched bike share in Boston, Washington D.C., New York, and Melbourne, Australia. Philadelphia City Council approved the City's contract with Bike Transit in June 2014.

Community Meetings

Since the fall of 2013, staff from MOTU have attended community meetings throughout the proposed



Bike share outreach staff at Lancaster Jazz Festival in Saunders Park

bike share service area, presenting to hundreds of Philadelphians about bike share and receiving feedback on program design and station locations.

If your community or organization is interested in learning more about bike share and providing feedback, please contact bike share program managers Cara Ferrentino (cara.ferrentino@phila.gov) and Aaron Ritz (aaron.ritz@phila.gov).

Better Bike Share Partnership

It is a City priority for investment in bike share to benefit Philadelphians of all income levels, and for bike share users to reflect the diversity of Philadelphia. To achieve this vision, MOTU is leading the Better Bike Share Partnership, a three-year initiative focused on developing a socially-equitable and replicable model for bike sharing. Along with local partners—the Bicycle Coalition of Philadelphia, the City of Philadelphia Mural Arts Program, and Neighborhood Bike Works—as well as national partners—the National Association for City Transportation Officials (NACTO), People for Bikes—the initiative focuses on research, program development, and outreach to make bike sharing relevant to and inclusive of all communities. The initiative includes focus group research with members of low income communities, independently conducted by the Temple University Institute for Survey Research.

City of Philadelphia
Mural Arts Program

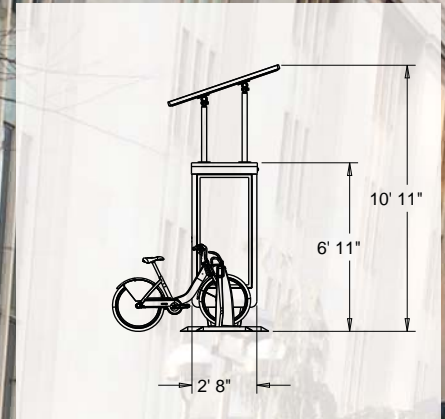


peopleforbikes.org

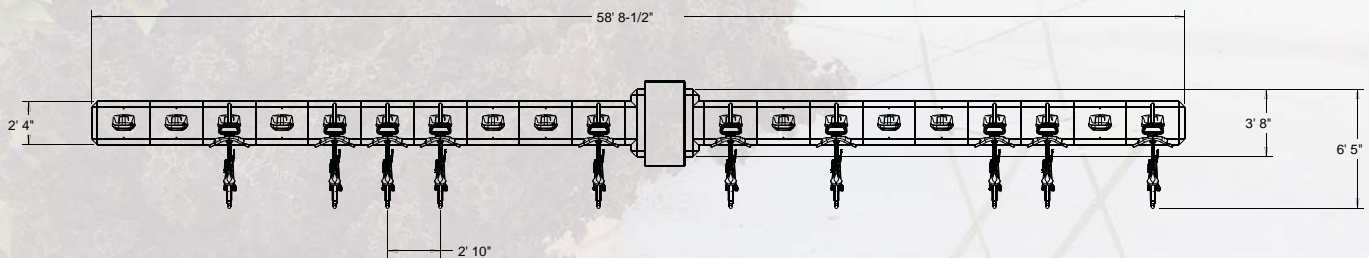


Better Bike Share partners

Bike share stations are around 6 feet wide and can be between 45 and 75 feet long (that's about the length of 3 to 5 mid-sized cars, nose to tail). Most stations will be around 60 feet long and hold 19 bikes. Stations are solar powered and wireless connected, and can be placed on almost any hard surface. Both regular station cleaning and maintenance as well as targeted responses to vandalism or graffiti will be completed by Bicycle Transit Systems, the City's chosen bike share operator.



Bike docks are modular, allowing varied station lengths.



One of the station configurations available in Philadelphia



2 SITE PLANNING PROCESS

Site Planning and Community Input

For bike share to work effectively, stations must be placed where they will be useful, convenient, and compatible with the surrounding environment. To ensure this, the City is working to leverage



Bike Share Open House, November 2014

the knowledge of its bike share planners with the knowledge of citizens and local partners.

Since July 2014, the City and Bike Transit, supported by Toole Design Group and Philadelphia engineering firm Rodriguez Consulting, have worked with community groups, property owners, SEPTA, the Department of Parks and Recreation, and the Streets Department to identify appropriate bike share stations in the service area recommended by the Bike Share Strategic Business Plan. By mid-September 2014, the City and its partners identified 100 potential station locations based on factors including:

- Population density
- Employment, shopping, cultural, and recreational destinations
- Available space
- Bike lanes
- Meetings with stakeholders such as Philadelphia Parks & Recreation, SEPTA, universities, property

owners, and community groups

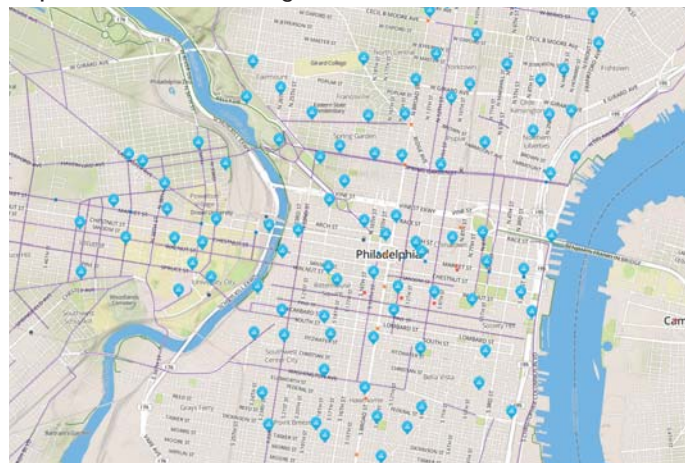
- Thousands of bike share suggestions made over the past year by Philadelphians via a crowd-sourced bike share map run by a local bike share advocacy organization Bike Share Philadelphia (www.bikesharephiladelphia.org)



Investigating bike share site conditions

Public Surveys

To gain public comments on station locations early in the site planning process, in mid-September MOTU released a map of 95 potential station locations at www.phillybikeshare.com through a partnership with civic engagement non-profit OpenPlans. From September 17 through October 20, viewers could



Map of 95 potential station locations

click on potential station locations and answer the questions:

- Is this a good spot for a bike share station?
- What's your biggest reason why/why not?
- How comfortable would you feel using this station at night?
- Are there any better spots for bike share in the area?
- Anything else to tell us about bike share?

Respondents could also volunteer demographic information.

To provide another way for the public to comment on potential station locations, MOTU worked with the Mural Arts Program and program artist Eurhi Jones to create bike share artwork. The artwork was placed on the sidewalk at potential station locations, inviting passersby to answer questions about each station via text message, through a service provided by the Philadelphia-based tech start-up Textizen. The text-message survey questions matched the survey questions online at phillybikeshare.com, and all results were compiled.



Investigating bike share site conditions

In addition to advertising station surveys online and through social media, MOTU sent letters about bike share and the public comment initiative to twenty-five business associations, community development corporations, and business improvement districts with the Commerce Department and to over three hundred Registered Community Organizations and to participants in the Citizens Planning Institute through the Planning Department. MOTU worked with the Free Library of Philadelphia and the KEYSPOt network to put up bike share posters in library branches and computer labs in the anticipated bike share service area.

A large, colorful poster for Philly Bike Share. It features a stylized city skyline and the text "Look! Find this BIKE SHARE artwork on sidewalks at potential station locations." "Coming Spring 2015" "Learn & Comment! phila.gov/bikeshare Comment on possible BIKE SHARE station locations by October 20th." "BIKE SHARE: Public transit on your schedule. Get a bike from a station near home, work, the store, or SEPTA. Give it back at any station. Go on and enjoy your day." "BIKE SHARE is an initiative of the City of Philadelphia. Please visit phila.gov/bikeshare to submit comments on proposed station locations. Alternatively, send written comments to: Mayor's Office of Transportation & Utilities, Attn: Bike Share Program, 1401 JFK Blvd., Suite 1430, Philadelphia, PA 19102"


Station artwork

Submit comments by October 20, 2014!

WELCOME ABOUT BIKE SHARE ABOUT THIS MAP LOCATION CRITERIA ALSO LOOK FOR... ESPAÑOL SIGN IN

Eastern State Penitentiary
Bike share station under consideration at this site.

136 PEOPLE RESPONDED!
WHAT DO YOU THINK?

Is this a good spot for a bike share station?

YES NO

Great! What's your biggest reason?

NEAR HOME
NEAR TRANSIT STOP
NEAR JOB
NEAR SHOPPING
IMPORTANT FOR COMMUNITY
OTHER

How comfortable would you feel using this station at night?

VERY COMFORTABLE
SOMEWHAT COMFORTABLE
NEUTRAL
SOMEWHAT UNCOMFORTABLE
VERY UNCOMFORTABLE

5,191 Total Responses

Powered by *Stamen* & project of *OpenPlans*

Example station survey

Throughout the summer, a bike share outreach team visited public events and festivals around Philadelphia to speak with residents about bike share.

In September and October, the outreach team headed out on foot to the areas near potential station locations to administer in-person surveys about potential locations. This information was then compiled with surveys gathered online and via text message.



The bike share outreach team attended dozens of events and venues during summer 2014, including the Lancaster Ave Jazz Festival, Fit City Girls Retreat, Penn's Landing, SCA Green, West Philly Health Fair, Passyunk Car Show, Lancaster Ave Nightmarket, Greenway, Park[ing] Day, Christian Street Farmers Market, Mexican Independence Festival, Chinatown Nightmarket, and Campus Philly College Day.

3 WHAT WE HEARD: ANSWERS TO COMMON QUESTIONS

Why isn't my neighborhood included in bike share?

The City has adopted a phased implementation plan, as recommended in the Philadelphia Bike Share Strategic Business Plan. From the experiences of other cities, we know that bike share works best when the stations are located in a concentrated network. We will use the lessons learned from operating Phase 1 of the system in 2015 to expand to more neighborhoods in 2016.

Why isn't bike share proposed for a particular destination (e.g., the Philadelphia Zoo, all along the Schuylkill River Trail)?

We'd love to serve every location suggested by potential users, but with only about sixty stations to place for the launch of Phase 1 in 2015, we aren't able to reach every location initially. We will expand the system to include additional destinations in 2016.

Why isn't the station closer to the nearest key destination?

Bike share stations take up a good amount of space: usually around 6' by 60'. Where you see that a potential bike share location is not immediately next to a transit stop or key destination, it is likely because there is not space, or because a bike share station would have made the location too crowded. We are continuing to work on identifying appropriate station locations as close as possible to key destinations.

Why isn't bike share at every subway/rail stop?

Bike share comments made clear that not having a station closer to Suburban Station created a hole in the network—we are exploring ways to fill this gap. In general, the City aims to make sure that there is a balance of stations at transit stops and stations at other origins and destinations. For this reason, we won't be able to serve every subway/rail transit stop in our service area at in Phase 1, but will continue to seek close integration with SEPTA and other transit in Phase 2 and beyond.



Summer outreach team at Lancaster Avenue Nightmarket

Are these locations final?

No. The 95 potential station locations on which the public commented were a starting point. The City continues to explore these and alternative locations—including those suggested via surveys—to develop the final network for launch next spring.

When will I see a final station map?

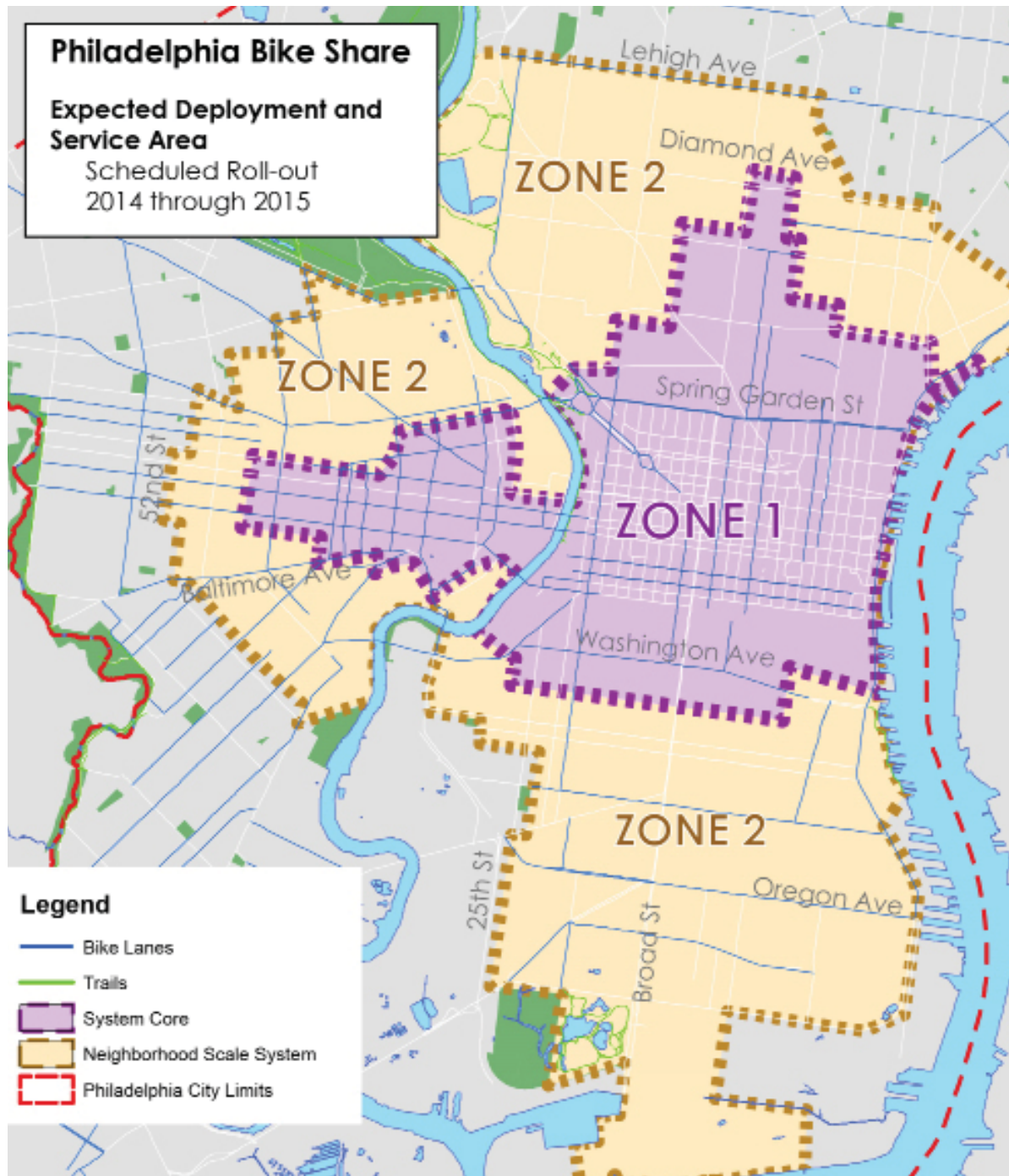
We'll be releasing a final station map in Spring 2015. In the interim, we'll be meeting with community groups and adjacent property owners to finalize station locations.

It looks like you're only serving wealthier parts of the city.

The City is committed to making bike share as accessible as possible to Philadelphians of all income levels. We have committed to launching 20 of our initial stations in neighborhoods where, based on Census data, 50%+ of households live at or below 150% of the poverty level and/or median household income is at or below 80% of Philadelphia median household income (not including areas on or immediately next to universities).

4 SYSTEM PHASING

In Spring 2015, Phase 1 of bike share will launch in Philadelphia with around 60 stations located in the city core and in parts of North, South, and West Philadelphia. In Spring 2016, the City will launch Phase 2 of bike share, expanding to additional neighborhoods and also increase the number of stations in the existing bike share service area. This phasing plan was recommended by the City's Strategic Business Plan. Phase 1 of bike share will launch primarily in Zone 1, below.



5 SURVEY OVERVIEW

PHILADELPHIA'S BIKE SHARE



Let's Ride!
#PhillyBikeShare

www.phila.gov/bikeshare




Between September 17 and October, 20, we received over 10,500 comments on 95 potential station locations via in person surveys, text-message, and the online maps.

- 5,824 total survey participants
- 2 responses/individual, on average online
- 1 response/individual, on average via text or paper survey
- Of the 80% who specified gender, half were male and half were female
- Of those who specified age, 13% were 18-24; 48% were 25-35; 19% were 45-54; 13% were 55+

Overall, 84% of answers to the question "Is this a good spot for a bike share station?" were positive.



Mayor Michael Nutter, Deputy Commissioner of Recreation & Programs Recreation Susan Slawson, and Deputy Mayor for Transportation & Utilities Rina Cutler with the bike share bike at National Bike to Work Day 2014.



Based on public comments as well as input from community groups, government partners, and nearby property owners, bike share planners at MOTU and Bicycle Transit Systems have placed each of the 95 potential station locations into one of three categories:

1. Most Promising for Phase 1 (spring 2015)
2. Most Promising for Phase 2 (spring 2016)
3. Area to be served in future phases

Locations that are considered most promising for Phase 1 are likely to serve a popular destination, connect to transit, contribute to the overall bike share network, and have support from nearby property owners, tenants, and the broader community. In some cases, planners began the outreach process without a specific site in mind, but have since identified a site for a location considered most promising for Phase 1 through field visits or conversations with community members or property owners. In other cases, planners are actively seeking alternatives to these potential locations that still serve the same destination or part of the city. Survey comments and suggestions for alternative locations are guiding this process.

Locations that are considered most promising for Phase 2 may possess some of the same attributes as above, but are also more likely to be located fairly close to a station considered more promising for Phase 1. Locations considered most promising for Phase 2 may also require additional time to find an appropriate site.

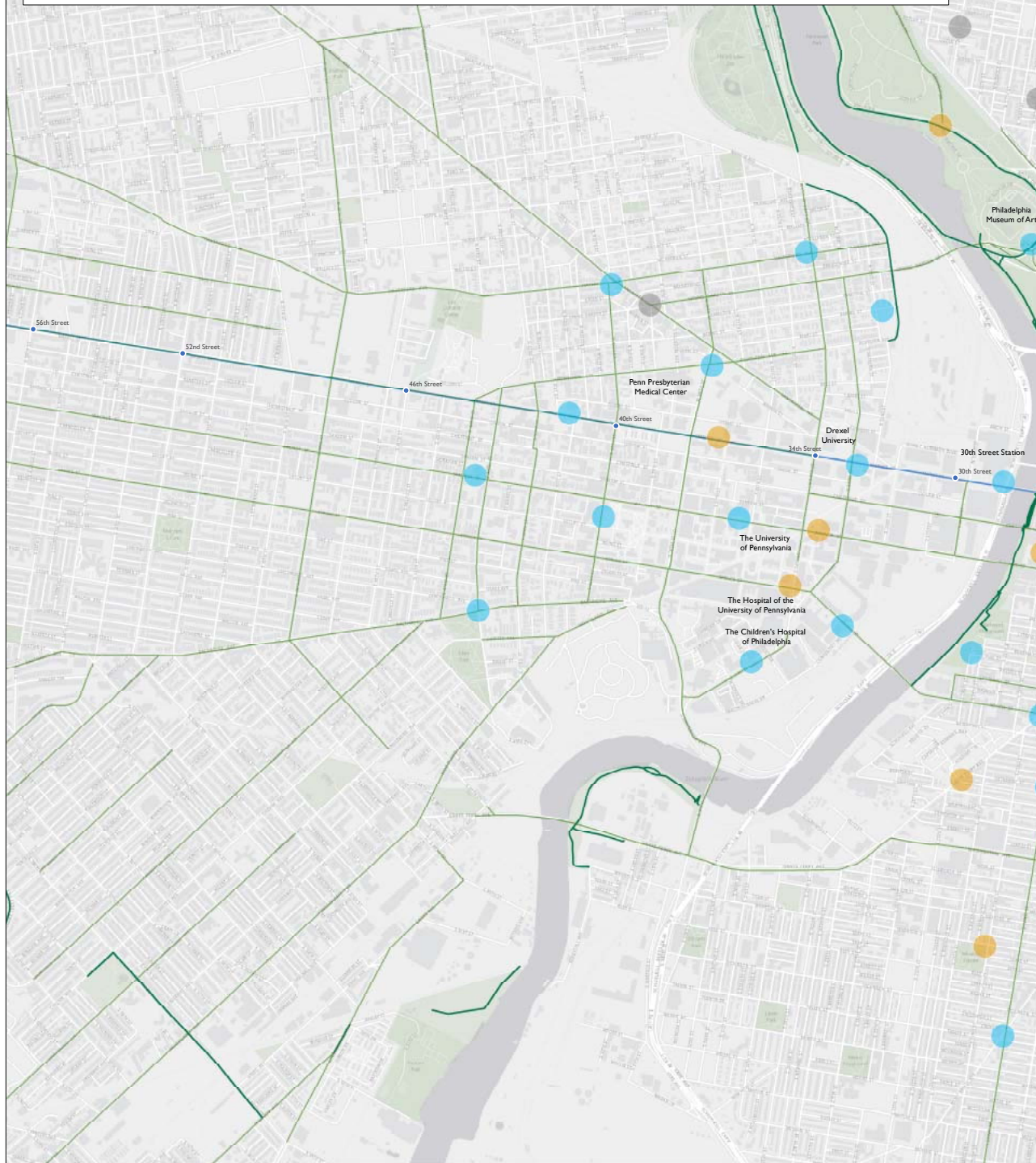
Stations categorized as being in an “area to be served in future phases” indicate that the City will seek to serve the general neighborhood with bike share in Phase 2 or in later phases, but that bike share will likely not be located at a previously identified location.

The map on the next page shows which of the 95 potential station locations that the public voted on are considered most promising for which phases of bike share. **The map is NOT a final station map—the City is continuing to investigate alternative locations and is seeking to fill gaps within this network.** The final map will be available in spring 2015.

Survey Results

What's happening with the 100 stations you voted on?

Between September 17-October 20, almost 6,000 people submitted over 10,500 surveys about the 100 potential station locations shown on this map. This map shows which of those 100 potential locations are considered most promising for Phase 1 (spring 2015) and Phase 2 (spring 2016) of bike share, based on public comments and other factors such as site visits and community meetings. **Using public comments and community input, the City is also working to identify additional sites for bike share that do NOT appear on this map. The final map of bike share stations will be available in spring 2015.**



Philadelphia

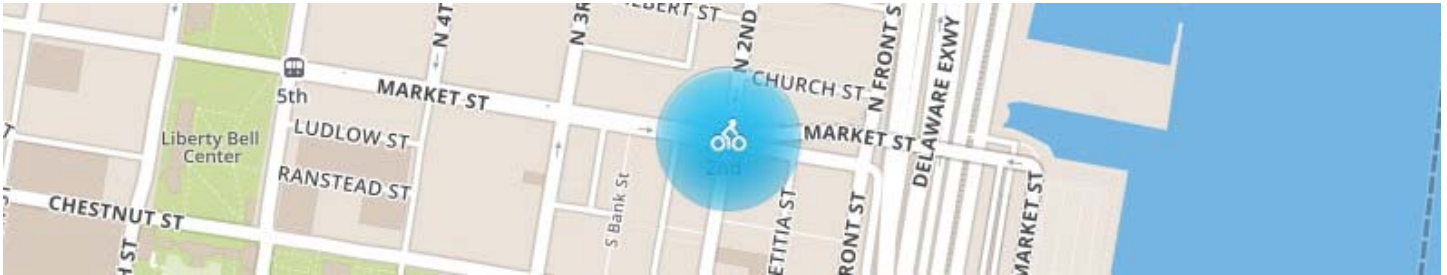
Bike Share Station Planning

DRAFT Station Phasing

6. STATION-BY-STATION SURVEY RESULTS

17	2nd & Market	65	Broad & Fitzwater
18	2nd & Walnut	66	Broad & Race
19	3rd & Poplar	67	Cecil B. Moore Station
20	4th and Christian	68	Chew Playground
21	5th & Market	69	Chinatown Station
22	6th & Berks	70	CHOP
23	6th & Locust	71	City Hall - MSB Plaza
24	7th & Fairmount	72	Clark Park
25	9th & Federal	73	Columbus Square
26	10th & Locust	74	Community College of Philadelphia
27	10th/Reed/Passyunk Avenue	75	Cruz Recreation Center
28	11th & Market	76	Dendy Recreation Center
29	11th & Poplar	77	Drexel Park
30	11th & Spring Garden	78	Eastern State Penitentiary
31	12th & Filbert	79	Fairmount Station
32	13th & Locust	80	Foglietta Plaza
33	13th & Master	81	Franklin Institute
34	13th & Montgomery	82	Franklin Square / WHYY
35	13th & Norris	83	Free Library of Philadelphia Central Library
36	13th & Pine	84	Front & Washington
37	15th & Walnut	85	Germantown Avenue & Liberties Walk
38	17th & Tasker	86	Germantown Avenue & Thompson Street
39	18th & Dickinson	87	Girard & Front
40	18th & Fairmount	88	Girard & Hutchinson
41	18th & Fitzwater	89	Girard College
42	19th & South	90	Girard Station
43	20th & Spring Garden	91	Grays Ferry Avenue & Madison Square
44	22nd & Catharine	92	Hancock Playground
45	22nd & Tasker	93	Lancaster & Spring Garden
46	22nd Street Trolley	94	Lloyd Hall
47	23rd & South	95	Markward Recreation Center
48	24th & Sansom	96	Morris Street & Passyunk Avenue
49	26th & Brown	97	Palmer Park
50	29th & Poplar	98	Palumbo Rec Center
51	30th Street Station	99	Parkway & Arch Street
52	33rd & Market	100	Philadelphia Museum of Art
53	34th & Haverford	101	Race Street Pier
54	34th & Spruce	102	Rittenhouse Square NW
55	34th & Walnut	103	Rittenhouse Square SE
56	36th & Walnut	104	Rodin Museum
57	38th & Powelton	105	Spring Garden Station - MFL
58	40th & Haverford	106	Spring Garden Station - BSL
59	40th & Locust	107	Temple U Station
60	40th Street Station	108	University City Science Center
61	44th & Walnut	109	University City Station
62	Bainbridge Green	110	Wharton Square
63	Berks Station	111	Yards Brewing Company
64	Broad & Ellsworth		

2nd & Market - Most Promising for Phase 2



TOTAL RESPONSES:

143

YES:

95%

NO:

5%

Reasons yes:

- Near home 25%
- Near transit stop 28%
- Near shopping 16%
- Near job 16%
- Important for community 11%
- Other 5%

Reasons no:

- Wouldn't use bike share 14%
- Is in the way 57%
- No safe place to ride 14%
- Not useful for me 14%
- Other 0%

How comfortable would you feel using this station at night?

- Very comfortable 81%
- Somewhat comfortable 15%
- Neutral 1%
- Somewhat uncomfortable 2%
- Very uncomfortable 0%

Better spot nearby?

- No 85%
- Yes 15%

REASONS LOCATION IS MOST PROMISING FOR PHASE 2

Location serves popular destination or community asset	X
Location connects to major transit	X
Location contributes significantly to the overall bike share network	X
Location has substantial support from nearby property owner or tenant	
Location has substantial public and/or community support	X
This location is fairly close to another considered more promising for Phase I	
Identifying a good site in this area will take additional time	X

NOTE: Station sites are not final.

2nd & Walnut - Most Promising for Phase 1



TOTAL RESPONSES:

67

YES:

81%

NO:

19%

Reasons yes:

- Near home 25%
- Near transit stop 4%
- Near shopping 6%
- Near job 20%
- Important for community 29%
- Other 16%

Reasons no:

- Wouldn't use bike share 8%
- Is in the way 42%
- No safe place to ride 25%
- Not useful for me 0%
- Other 25%

How comfortable would you feel using this station at night?

- Very comfortable 64%
- Somewhat comfortable 21%
- Neutral 3%
- Somewhat uncomfortable 3%
- Very uncomfortable 7%

Better spot nearby?

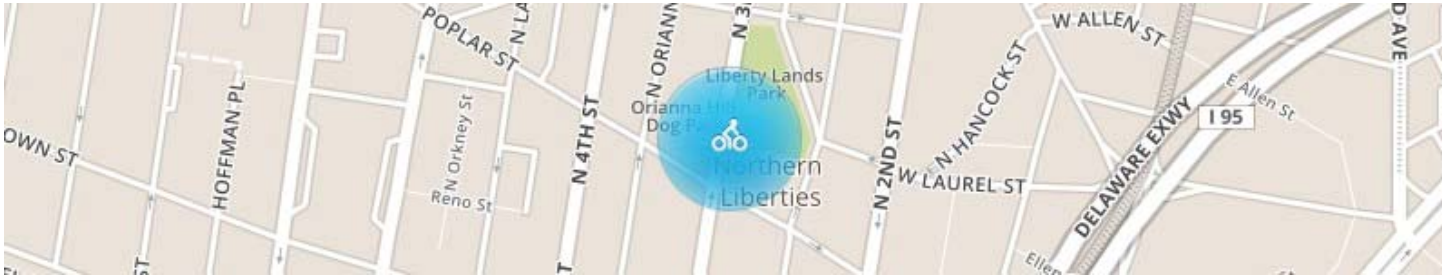
- No 67%
- Yes 27%

REASONS LOCATION IS MOST PROMISING FOR PHASE 1

Location serves popular destination or community asset	X
Location connects to major transit	
Location contributes significantly to the overall bike share network	X
Location has substantial support from nearby property owner or tenant	X
Location has substantial public and/or community support	X

NOTE: Station sites are not final.

3rd & Poplar - Most Promising for Phase 2



TOTAL RESPONSES:

108

YES:

96%

NO:

4%

Reasons yes:

- Near home 49%
- Near transit stop 1%
- Near shopping 3%
- Near job 3%
- Important for community 39%
- Other 5%

Reasons no:

- Wouldn't use bike share 0%
- Is in the way 25%
- No safe place to ride 0%
- Not useful for me 0%
- Other 75%

How comfortable would you feel using this station at night?

- Very comfortable 70%
- Somewhat comfortable 24%
- Neutral 3%
- Somewhat uncomfortable 1%
- Very uncomfortable 2%

Better spot nearby?

- No 81%
- Yes 19%

REASONS LOCATION IS MOST PROMISING FOR PHASE 2

Location serves popular destination or community asset	X
Location connects to major transit	
Location contributes significantly to the overall bike share network	X
Location has substantial support from nearby property owner or tenant	
Location has substantial public and/or community support	X
This location is fairly close to another considered more promising for Phase 1	
Identifying a good site in this area will take additional time	X

NOTE: Station sites are not final.

4th & Christian - Most Promising for Phase 1



TOTAL RESPONSES:

97

YES:

69%

NO:

31%

Reasons yes:

- Near home 65%
- Near transit stop 5%
- Near shopping 5%
- Near job 2%
- Important for community 22%
- Other 2%

Reasons no:

- Wouldn't use bike share 7%
- Is in the way 7%
- No safe place to ride 32%
- Not useful for me 14%
- Other 39%

How comfortable would you feel using this station at night?

- Very comfortable 44%
- Somewhat comfortable 16%
- Neutral 7%
- Somewhat uncomfortable 12%
- Very uncomfortable 19%

Better spot nearby?

- No 47%
- Yes 49%

REASONS LOCATION IS MOST PROMISING FOR PHASE 1

Location serves popular destination or community asset	X
Location connects to major transit	
Location contributes significantly to the overall bike share network	X
Location has substantial support from nearby property owner or tenant	
Location has substantial public and/or community support	

NOTE: Station sites are not final.

5th & Market - Most Promising for Phase 1



TOTAL RESPONSES:

107

YES:

97%

NO:

3%

Reasons yes:

- Near home 8%
- Near transit stop 18%
- Near shopping 2%
- Near job 20%
- Important for community 42%
- Other 11%

Reasons no:

- Wouldn't use bike share 0%
- Is in the way 33%
- No safe place to ride 0%
- Not useful for me 0%
- Other 67%

How comfortable would you feel using this station at night?

- Very comfortable 83%
- Somewhat comfortable 10%
- Neutral 5%
- Somewhat uncomfortable 0%
- Very uncomfortable 2%

Better spot nearby?

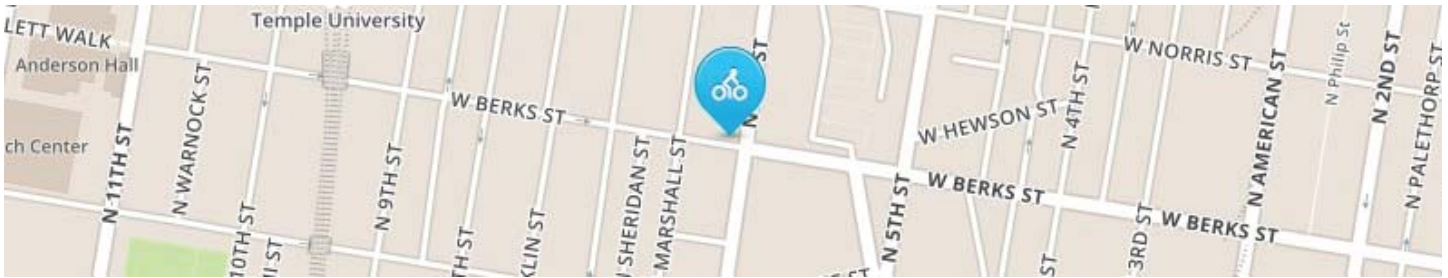
- No 87%
- Yes 11%

REASONS LOCATION IS MOST PROMISING FOR PHASE 1

Location serves popular destination or community asset	X
Location connects to major transit	X
Location contributes significantly to the overall bike share network	X
Location has substantial support from nearby property owner or tenant	X
Location has substantial public and/or community support	X

NOTE: Station sites are not final.

6th & Berks - Most Promising for Phase 1



TOTAL RESPONSES:

28

YES:

82%

NO:

18%

Reasons yes:

- Near home 19%
- Near transit stop 29%
- Near shopping 19%
- Near job 0%
- Important for community 33%
- Other 0%

Reasons no:

- Wouldn't use bike share 60%
- Is in the way 0%
- No safe place to ride 20%
- Not useful for me 20%
- Other 0%

How comfortable would you feel using this station at night?

- Very comfortable 36%
- Somewhat comfortable 25%
- Neutral 14%
- Somewhat uncomfortable 14%
- Very uncomfortable 7%

Better spot nearby?

- No 68%
- Yes 29%

REASONS LOCATION IS MOST PROMISING FOR PHASE 1

Location serves popular destination or community asset	X
Location connects to major transit	
Location contributes significantly to the overall bike share network	X
Location has substantial support from nearby property owner or tenant	
Location has substantial public and/or community support	X

NOTE: Station sites are not final.

6th & Locust - Most Promising for Phase 1



TOTAL RESPONSES:

153

YES:

92%

NO:

8%

Reasons yes:

- Near home 19%
- Near transit stop 2%
- Near shopping 2%
- Near job 40%
- Important for community 31%
- Other 6%

Reasons no:

- Wouldn't use bike share 0%
- Is in the way 27%
- No safe place to ride 18%
- Not useful for me 9%
- Other 45%

How comfortable would you feel using this station at night?

- Very comfortable 71%
- Somewhat comfortable 14%
- Neutral 10%
- Somewhat uncomfortable 0%
- Very uncomfortable 4%

Better spot nearby?

- No 80%
- Yes 19%

REASONS LOCATION IS MOST PROMISING FOR PHASE 1

Location serves popular destination or community asset	X
Location connects to major transit	
Location contributes significantly to the overall bike share network	X
Location has substantial support from nearby property owner or tenant	
Location has substantial public and/or community support	X

NOTE: Station sites are not final.

7th & Fairmount - Most Promising for Phase 1



TOTAL RESPONSES:

46

YES:

78%

NO:

22%

Reasons yes:

- Near home 56%
- Near transit stop 6%
- Near shopping 6%
- Near job 0%
- Important for community 29%
- Other 3%

Reasons no:

- Wouldn't use bike share 0%
- Is in the way 13%
- No safe place to ride 25%
- Not useful for me 0%
- Other 63%

How comfortable would you feel using this station at night?

- Very comfortable 17%
- Somewhat comfortable 41%
- Neutral 13%
- Somewhat uncomfortable 13%
- Very uncomfortable 13%

Better spot nearby?

- No 67%
- Yes 30%

REASONS LOCATION IS MOST PROMISING FOR PHASE 1

Location serves popular destination or community asset	X
Location connects to major transit	
Location contributes significantly to the overall bike share network	X
Location has substantial support from nearby property owner or tenant	
Location has substantial public and/or community support	X

NOTE: Station sites are not final.

9th & Federal - Area to be Served in Future Phases



TOTAL RESPONSES:

80

YES:

89%

NO:

11%

Reasons yes:

- Near home 47%
- Near transit stop 1%
- Near shopping 20%
- Near job 1%
- Important for community 29%
- Other 1%

Reasons no:

- Wouldn't use bike share 0%
- Is in the way 33%
- No safe place to ride 22%
- Not useful for me 11%
- Other 33%

How comfortable would you feel using this station at night?

- Very comfortable 69%
- Somewhat comfortable 20%
- Neutral 9%
- Somewhat uncomfortable 3%
- Very uncomfortable 0%

Better spot nearby?

- No 61%
- Yes 39%

REASONS GENERAL AREA TO BE SERVED IN FUTURE PHASES

Location serves popular destination or community asset	X
Location connects to major transit	
Location contributes significantly to the overall bike share network	
Location has substantial support from nearby property owner or tenant	
Location has substantial public and/or community support	X
This location is fairly close to another considered more promising for Phase 1 or 2	
Identifying a good site in this area will take additional time	X

NOTE: Station sites are not final.

10th & Locust - Most Promising for Phase 1



TOTAL RESPONSES:

138

YES:

95%

NO:

5%

Reasons yes:

- Near home 39%
- Near transit stop 29%
- Near shopping 0%
- Near job 16%
- Important for community 15%
- Other 2%

Reasons no:

- Wouldn't use bike share 17%
- Is in the way 33%
- No safe place to ride 0%
- Not useful for me 0%
- Other 50%

How comfortable would you feel using this station at night?

- Very comfortable 76%
- Somewhat comfortable 14%
- Neutral 6%
- Somewhat uncomfortable 1%
- Very uncomfortable 0%

Better spot nearby?

- No 78%
- Yes 17%

REASONS LOCATION IS MOST PROMISING FOR PHASE 1

Location serves popular destination or community asset	X
Location connects to major transit	X
Location contributes significantly to the overall bike share network	X
Location has substantial support from nearby property owner or tenant	X
Location has substantial public and/or community support	X

NOTE: Station sites are not final.

10th/Reed/Passyunk - Most Promising for Phase 1



TOTAL RESPONSES:

158

YES:

96%

NO:

4%

Reasons yes:

- Near home 34%
- Near transit stop 1%
- Near shopping 45%
- Near job 1%
- Important for community 19%
- Other 1%

Reasons no:

- Wouldn't use bike share 0%
- Is in the way 33%
- No safe place to ride 67%
- Not useful for me 0%
- Other 0%

How comfortable would you feel using this station at night?

- Very comfortable 77%
- Somewhat comfortable 16%
- Neutral 4%
- Somewhat uncomfortable 1%
- Very uncomfortable 1%

Better spot nearby?

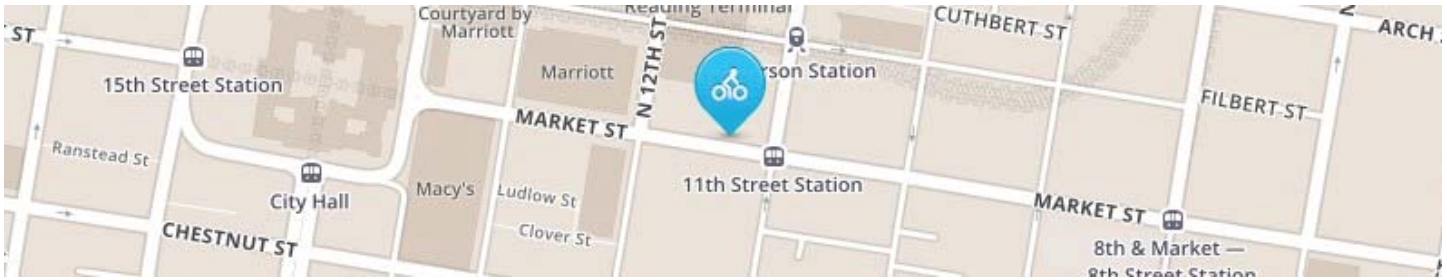
- No 86%
- Yes 14%

REASONS LOCATION IS MOST PROMISING FOR PHASE 1

Location serves popular destination or community asset	X
Location connects to major transit	
Location contributes significantly to the overall bike share network	X
Location has substantial support from nearby property owner or tenant	X
Location has substantial public and/or community support	X

NOTE: Station sites are not final.

11th & Market - Most Promising for Phase 2



TOTAL RESPONSES:

93

YES:

92%

NO:

8%

Reasons yes:

- Near home 9%
- Near transit stop 46%
- Near shopping 7%
- Near job 36%
- Important for community 1%
- Other 0%

Reasons no:

- Wouldn't use bike share 14%
- Is in the way 14%
- No safe place to ride 29%
- Not useful for me 14%
- Other 29%

How comfortable would you feel using this station at night?

- Very comfortable 53%
- Somewhat comfortable 27%
- Neutral 11%
- Somewhat uncomfortable 6%
- Very uncomfortable 2%

Better spot nearby?

- No 81%
- Yes 18%

REASONS LOCATION IS MOST PROMISING FOR PHASE 2

Location serves popular destination or community asset	
Location connects to major transit	X
Location contributes significantly to the overall bike share network	
Location has substantial support from nearby property owner or tenant	X
Location has substantial public and/or community support	X
This location is fairly close to another considered more promising for Phase 1	X
Identifying a good site in this area will take additional time	X

NOTE: Station sites are not final.

11th & Poplar - Most Promising for Phase 1



TOTAL RESPONSES:

9

YES:

78%

NO:

22%

Reasons yes:

- Near home 0%
- Near transit stop 0%
- Near shopping 0%
- Near job 29%
- Important for community 57%
- Other 14%

Reasons no:

- Wouldn't use bike share 0%
- Is in the way 0%
- No safe place to ride 50%
- Not useful for me 0%
- Other 50%

How comfortable would you feel using this station at night?

- Very comfortable 22%
- Somewhat comfortable 22%
- Neutral 11%
- Somewhat uncomfortable 11%
- Very uncomfortable 22%

Better spot nearby?

- No 33%
- Yes 56%

REASONS LOCATION IS MOST PROMISING FOR PHASE 1

Location serves popular destination or community asset	X
Location connects to major transit	
Location contributes significantly to the overall bike share network	X
Location has substantial support from nearby property owner or tenant	
Location has substantial public and/or community support	X

NOTE: Station sites are not final.

11th & Spring Garden - Most Promising for Phase 1



TOTAL RESPONSES:

65

YES:

94%

NO:

6%

Reasons yes:

- Near home 41%
- Near transit stop 2%
- Near shopping 0%
- Near job 7%
- Important for community 41%
- Other 9%

Reasons no:

- Wouldn't use bike share 0%
- Is in the way 0%
- No safe place to ride 25%
- Not useful for me 50%
- Other 25%

How comfortable would you feel using this station at night?

- Very comfortable 45%
- Somewhat comfortable 42%
- Neutral 5%
- Somewhat uncomfortable 8%
- Very uncomfortable 0%

Better spot nearby?

- No 63%
- Yes 34%

REASONS LOCATION IS MOST PROMISING FOR PHASE 1

Location serves popular destination or community asset	X
Location connects to major transit	
Location contributes significantly to the overall bike share network	X
Location has substantial support from nearby property owner or tenant	
Location has substantial public and/or community support	X

NOTE: Station sites are not final.

12th & Filbert - Most Promising for Phase 1



TOTAL RESPONSES:

110

YES:

98%

NO:

2%

Reasons yes:

- Near home 6%
- Near transit stop 19%
- Near shopping 37%
- Near job 18%
- Important for community 18%
- Other 3%

Reasons no:

- Wouldn't use bike share 50%
- Is in the way 50%
- No safe place to ride 0%
- Not useful for me 0%
- Other 0%

How comfortable would you feel using this station at night?

- Very comfortable 65%
- Somewhat comfortable 21%
- Neutral 9%
- Somewhat uncomfortable 5%
- Very uncomfortable 0%

Better spot nearby?

- No 93%
- Yes 7%

REASONS LOCATION IS MOST PROMISING FOR PHASE 1

Location serves popular destination or community asset	X
Location connects to major transit	
Location contributes significantly to the overall bike share network	X
Location has substantial support from nearby property owner or tenant	X
Location has substantial public and/or community support	X

NOTE: Station sites are not final.

13th & Locust - Most Promising for Phase 2



TOTAL RESPONSES:

96

YES:

96%

NO:

4%

Reasons yes:

- Near home 36%
- Near transit stop 23%
- Near shopping 15%
- Near job 13%
- Important for community 9%
- Other 4%

Reasons no:

- Wouldn't use bike share 0%
- Is in the way 50%
- No safe place to ride 25%
- Not useful for me 25%
- Other 0%

How comfortable would you feel using this station at night?

- Very comfortable 76%
- Somewhat comfortable 15%
- Neutral 2%
- Somewhat uncomfortable 5%
- Very uncomfortable 2%

Better spot nearby?

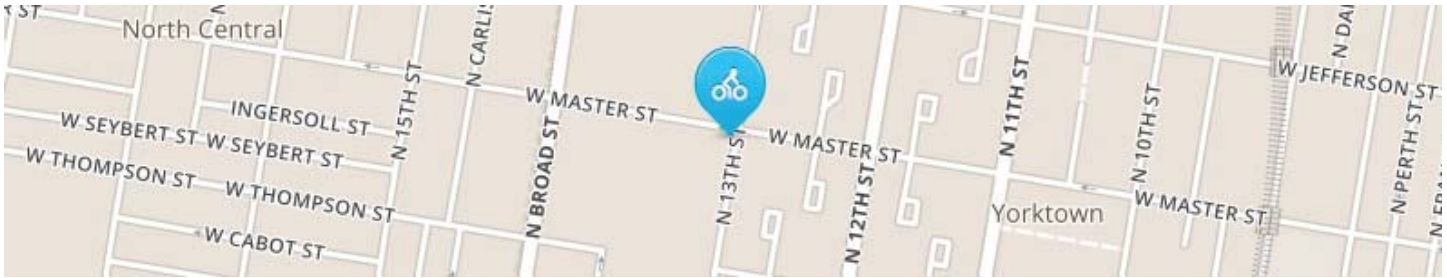
- No 75%
- Yes 25%

REASONS LOCATION IS MOST PROMISING FOR PHASE 2

Location serves popular destination or community asset	
Location connects to major transit	X
Location contributes significantly to the overall bike share network	X
Location has substantial support from nearby property owner or tenant	
Location has substantial public and/or community support	X
This location is fairly close to another considered more promising for Phase 1	
Identifying a good site in this area will take additional time	X

NOTE: Station sites are not final.

13th & Master - Most Promising for Phase 2



TOTAL RESPONSES:

9

YES:

67%

NO:

33%

Reasons yes:

- Near home 50%
- Near transit stop 17%
- Near shopping 17%
- Near job 0%
- Important for community 17%
- Other 0%

Reasons no:

- Wouldn't use bike share 0%
- Is in the way 0%
- No safe place to ride 33%
- Not useful for me 33%
- Other 33%

How comfortable would you feel using this station at night?

- Very comfortable 11%
- Somewhat comfortable 44%
- Neutral 22%
- Somewhat uncomfortable 11%
- Very uncomfortable 11%

Better spot nearby?

- No 78%
- Yes 22%

REASONS LOCATION IS MOST PROMISING FOR PHASE 2

Location serves popular destination or community asset

Location connects to major transit

Location contributes significantly to the overall bike share network X

Location has substantial support from nearby property owner or tenant

Location has substantial public and/or community support

This location is fairly close to another considered more promising for Phase 1 X

Identifying a good site in this area will take additional time X

NOTE: Station sites are not final.

13th & Montgomery - Phase 1



TOTAL RESPONSES:

69

YES:

91%

NO:

9%

Reasons yes:

- Near home 15%
- Near transit stop 3%
- Near shopping 0%
- Near job 27%
- Important for community 45%
- Other 10%

Reasons no:

- Wouldn't use bike share 0%
- Is in the way 67%
- No safe place to ride 17%
- Not useful for me 17%
- Other 0%

How comfortable would you feel using this station at night?

- Very comfortable 72%
- Somewhat comfortable 14%
- Neutral 3%
- Somewhat uncomfortable 4%
- Very uncomfortable 1%

Better spot nearby?

- No 74%
- Yes 20%

REASONS LOCATION IS MOST PROMISING FOR PHASE 1

Location serves popular destination or community asset	X
Location connects to major transit	
Location contributes significantly to the overall bike share network	X
Location has substantial support from nearby property owner or tenant	X
Location has substantial public and/or community support	X

NOTE: Station sites are not final.

13th & Norris - Most Promising for Phase 1



TOTAL RESPONSES:

49

YES:

92%

NO:

8%

Reasons yes:

- Near home 14%
- Near transit stop 9%
- Near shopping 0%
- Near job 23%
- Important for community 42%
- Other 12%

Reasons no:

- Wouldn't use bike share 0%
- Is in the way 0%
- No safe place to ride 100%
- Not useful for me 0%
- Other 0%

How comfortable would you feel using this station at night?

- Very comfortable 63%
- Somewhat comfortable 18%
- Neutral 10%
- Somewhat uncomfortable 0%
- Very uncomfortable 8%

Better spot nearby?

- No 73%
- Yes 27%

REASONS LOCATION IS MOST PROMISING FOR PHASE 1

Location serves popular destination or community asset	X
Location connects to major transit	
Location contributes significantly to the overall bike share network	X
Location has substantial support from nearby property owner or tenant	X
Location has substantial public and/or community support	X

NOTE: Station sites are not final.

13th & Pine - Most Promising for Phase 2



TOTAL RESPONSES:

72

YES:

94%

NO:

6%

Reasons yes:

- Near home 64%
- Near transit stop 7%
- Near shopping 4%
- Near job 0%
- Important for community 18%
- Other 6%

Reasons no:

- Wouldn't use bike share 0%
- Is in the way 50%
- No safe place to ride 0%
- Not useful for me 50%
- Other 0%

How comfortable would you feel using this station at night?

- Very comfortable 81%
- Somewhat comfortable 14%
- Neutral 1%
- Somewhat uncomfortable 3%
- Very uncomfortable 1%

Better spot nearby?

- No 76%
- Yes 24%

REASONS LOCATION IS MOST PROMISING FOR PHASE 2

Location serves popular destination or community asset

Location connects to major transit

Location contributes significantly to the overall bike share network

X

Location has substantial support from nearby property owner or tenant

Location has substantial public and/or community support

X

This location is fairly close to another considered more promising for Phase 1

Identifying a good site in this area will take additional time

X

NOTE: Station sites are not final.

15th & Walnut - Area to be Served in Future Phases



TOTAL RESPONSES:

137

YES:

89%

NO:

11%

Reasons yes:

- Near home 16%
- Near transit stop 22%
- Near shopping 17%
- Near job 34%
- Important for community 7%
- Other 3%

Reasons no:

- Wouldn't use bike share 0%
- Is in the way 57%
- No safe place to ride 21%
- Not useful for me 21%
- Other 0%

How comfortable would you feel using this station at night?

- Very comfortable 79%
- Somewhat comfortable 15%
- Neutral 1%
- Somewhat uncomfortable 4%
- Very uncomfortable 1%

Better spot nearby?

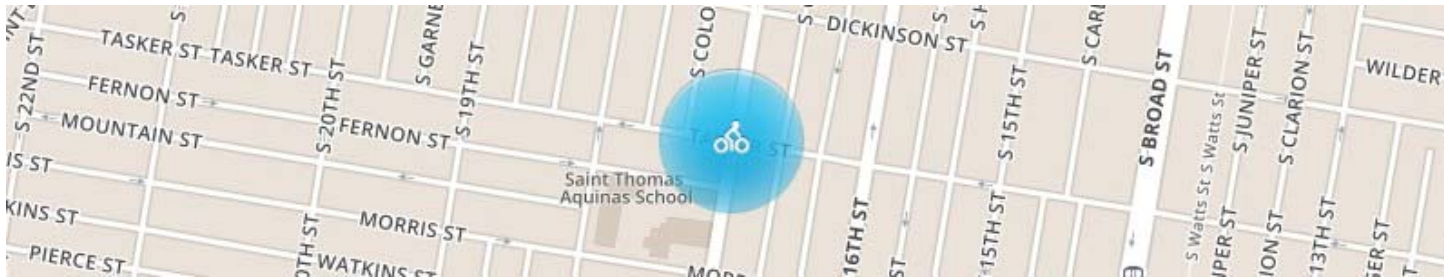
- No 66%
- Yes 34%

REASONS GENERAL AREA TO BE SERVED IN FUTURE PHASES

Location serves popular destination or community asset	X
Location connects to major transit	
Location contributes significantly to the overall bike share network	X
Location has substantial support from nearby property owner or tenant	
Location has substantial public and/or community support	
This location is fairly close to another considered more promising for Phase 1 or 2	
Identifying a good site in this area will take additional time	X

NOTE: Station sites are not final.

17th & Tasker - Most Promising for Phase 1



TOTAL RESPONSES:

53

YES:

79%

NO:

21%

Reasons yes:

- Near home 53%
- Near transit stop 15%
- Near shopping 0%
- Near job 3%
- Important for community 30%
- Other 0%

Reasons no:

- Wouldn't use bike share 0%
- Is in the way 9%
- No safe place to ride 18%
- Not useful for me 45%
- Other 27%

How comfortable would you feel using this station at night?

- Very comfortable 45%
- Somewhat comfortable 21%
- Neutral 13%
- Somewhat uncomfortable 15%
- Very uncomfortable 6%

Better spot nearby?

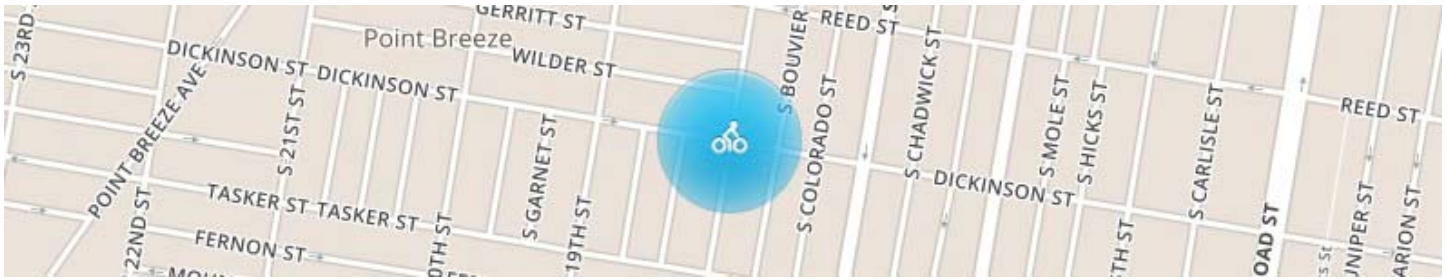
- No 43%
- Yes 57%

REASONS LOCATION IS MOST PROMISING FOR PHASE 1

Location serves popular destination or community asset	X
Location connects to major transit	
Location contributes significantly to the overall bike share network	X
Location has substantial support from nearby property owner or tenant	X
Location has substantial public and/or community support	X

NOTE: Station sites are not final.

18th & Dickinson - Area Served in Future Phases



TOTAL RESPONSES:

34

YES:

74%

NO:

26%

Reasons yes:

- Near home 78%
- Near transit stop 4%
- Near shopping 0%
- Near job 4%
- Important for community 9%
- Other 4%

Reasons no:

- Wouldn't use bike share 0%
- Is in the way 0%
- No safe place to ride 25%
- Not useful for me 38%
- Other 38%

How comfortable would you feel using this station at night?

- Very comfortable 41%
- Somewhat comfortable 26%
- Neutral 12%
- Somewhat uncomfortable 15%
- Very uncomfortable 6%

Better spot nearby?

- No 56%
- Yes 44%

REASONS GENERAL AREA TO BE SERVED IN FUTURE PHASES

Location serves popular destination or community asset

Location connects to major transit

Location contributes significantly to the overall bike share network

Location has substantial support from nearby property owner or tenant

Location has substantial public and/or community support

This location is fairly close to another considered more promising for Phase 1 or 2 X

Identifying a good site in this area will take additional time X

NOTE: Station sites are not final.

18th & Fairmount - Most Promising for Phase 1



TOTAL RESPONSES:

136

YES:

93%

NO:

7%

Reasons yes:

- Near home 57%
- Near transit stop 1%
- Near shopping 3%
- Near job 4%
- Important for community 30%
- Other 5%

Reasons no:

- Wouldn't use bike share 29%
- Is in the way 29%
- No safe place to ride 0%
- Not useful for me 14%
- Other 29%

How comfortable would you feel using this station at night?

- Very comfortable 65%
- Somewhat comfortable 19%
- Neutral 6%
- Somewhat uncomfortable 3%
- Very uncomfortable 2%

Better spot nearby?

- No 73%
- Yes 20%

REASONS LOCATION IS MOST PROMISING FOR PHASE 1

Location serves popular destination or community asset	X
Location connects to major transit	
Location contributes significantly to the overall bike share network	X
Location has substantial support from nearby property owner or tenant	
Location has substantial public and/or community support	X

NOTE: Station sites are not final.

18th & Fitzwater - Area Served in Future Phases



TOTAL RESPONSES:

119

YES:

92%

NO:

8%

Reasons yes:

- Near home 79%
- Near transit stop 1%
- Near shopping 0%
- Near job 0%
- Important for community 19%
- Other 2%

Reasons no:

- Wouldn't use bike share 0%
- Is in the way 33%
- No safe place to ride 33%
- Not useful for me 0%
- Other 33%

How comfortable would you feel using this station at night?

- Very comfortable 67%
- Somewhat comfortable 25%
- Neutral 4%
- Somewhat uncomfortable 3%
- Very uncomfortable 1%

Better spot nearby?

- No 74%
- Yes 26%

REASONS GENERAL AREA TO BE SERVED IN FUTURE PHASES

Location serves popular destination or community asset	X
Location connects to major transit	
Location contributes significantly to the overall bike share network	
Location has substantial support from nearby property owner or tenant	
Location has substantial public and/or community support	X
This location is fairly close to another considered more promising for Phase 1 or 2	X
Identifying a good site in this area will take additional time	X

NOTE: Station sites are not final.

19th & South - Most Promising for Phase 1



TOTAL RESPONSES:

203

YES:

95%

NO:

5%

Reasons yes:

- Near home 71%
- Near transit stop 3%
- Near shopping 2%
- Near job 7%
- Important for community 13%
- Other 4%

Reasons no:

- Wouldn't use bike share 22%
- Is in the way 33%
- No safe place to ride 11%
- Not useful for me 22%
- Other 11%

How comfortable would you feel using this station at night?

- Very comfortable 75%
- Somewhat comfortable 16%
- Neutral 2%
- Somewhat uncomfortable 2%
- Very uncomfortable 2%

Better spot nearby?

- No 72%
- Yes 24%

REASONS LOCATION IS MOST PROMISING FOR PHASE 1

Location serves popular destination or community asset	X
Location connects to major transit	
Location contributes significantly to the overall bike share network	X
Location has substantial support from nearby property owner or tenant	X
Location has substantial public and/or community support	X

NOTE: Station sites are not final.

20th & Spring Garden - Area to be Served in Future Phases



TOTAL RESPONSES:

63

YES:

92%

NO:

8%

Reasons yes:

- Near home 61%
- Near transit stop 5%
- Near shopping 5%
- Near job 2%
- Important for community 25%
- Other 2%

Reasons no:

- Wouldn't use bike share 0%
- Is in the way 20%
- No safe place to ride 0%
- Not useful for me 0%
- Other 80%

How comfortable would you feel using this station at night?

- Very comfortable 83%
- Somewhat comfortable 14%
- Neutral 3%
- Somewhat uncomfortable 0%
- Very uncomfortable 0%

Better spot nearby?

- No 86%
- Yes 14%

REASONS GENERAL AREA TO BE SERVED IN FUTURE PHASES

Location serves popular destination or community asset

Location connects to major transit

Location contributes significantly to the overall bike share network

Location has substantial support from nearby property owner or tenant

Location has substantial public and/or community support

X

This location is fairly close to another considered more promising for Phase 1 or 2

X

Identifying a good site in this area will take additional time

X

NOTE: Station sites are not final.

22nd & Catharine - Most Promising for Phase 1



TOTAL RESPONSES:

177

YES:

96%

NO:

4%

Reasons yes:

- Near home 70%
- Near transit stop 4%
- Near shopping 1%
- Near job 1%
- Important for community 23%
- Other 2%

Reasons no:

- Wouldn't use bike share 0%
- Is in the way 29%
- No safe place to ride 14%
- Not useful for me 14%
- Other 43%

How comfortable would you feel using this station at night?

- Very comfortable 78%
- Somewhat comfortable 20%
- Neutral 1%
- Somewhat uncomfortable 1%
- Very uncomfortable 0%

Better spot nearby?

- No 77%
- Yes 23%

REASONS LOCATION IS MOST PROMISING FOR PHASE 1

Location serves popular destination or community asset	X
Location connects to major transit	
Location contributes significantly to the overall bike share network	X
Location has substantial support from nearby property owner or tenant	
Location has substantial public and/or community support	X

NOTE: Station sites are not final.

22nd & Tasker - Most Promising for Phase 1



TOTAL RESPONSES:

62

YES:

90%

NO:

10%

Reasons yes:

- Near home 16%
- Near transit stop 5%
- Near shopping 2%
- Near job 11%
- Important for community 55%
- Other 11%

Reasons no:

- Wouldn't use bike share 0%
- Is in the way 0%
- No safe place to ride 50%
- Not useful for me 33%
- Other 17%

How comfortable would you feel using this station at night?

- Very comfortable 34%
- Somewhat comfortable 19%
- Neutral 19%
- Somewhat uncomfortable 11%
- Very uncomfortable 15%

Better spot nearby?

- No 71%
- Yes 27%

REASONS LOCATION IS MOST PROMISING FOR PHASE 1

Location serves popular destination or community asset	X
Location connects to major transit	
Location contributes significantly to the overall bike share network	X
Location has substantial support from nearby property owner or tenant	X
Location has substantial public and/or community support	X

NOTE: Station sites are not final.

22nd Street Trolley - Most Promising for Phase 1



TOTAL RESPONSES:

141

YES:

92%

NO:

8%

Reasons yes:

- Near home 20%
- Near transit stop 19%
- Near shopping 26%
- Near job 23%
- Important for community 8%
- Other 4%

Reasons no:

- Wouldn't use bike share 0%
- Is in the way 9%
- No safe place to ride 9%
- Not useful for me 64%
- Other 18%

How comfortable would you feel using this station at night?

- Very comfortable 58%
- Somewhat comfortable 28%
- Neutral 9%
- Somewhat uncomfortable 3%
- Very uncomfortable 1%

Better spot nearby?

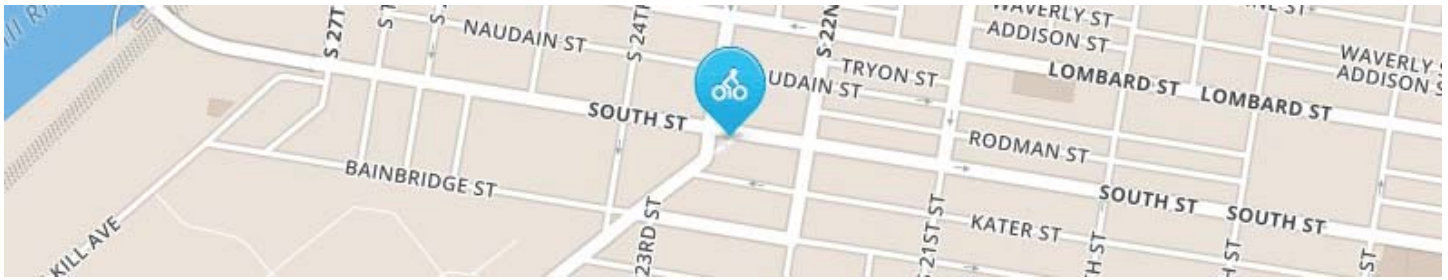
- No 70%
- Yes 28%

REASONS LOCATION IS MOST PROMISING FOR PHASE 1

Location serves popular destination or community asset	X
Location connects to major transit	X
Location contributes significantly to the overall bike share network	X
Location has substantial support from nearby property owner or tenant	
Location has substantial public and/or community support	X

NOTE: Station sites are not final.

23rd & South - Most Promising for Phase 1



TOTAL RESPONSES:

263

YES:

94%

NO:

6%

Reasons yes:

- Near home 46%
- Near transit stop 3%
- Near shopping 14%
- Near job 1%
- Important for community 33%
- Other 2%

Reasons no:

- Wouldn't use bike share 7%
- Is in the way 80%
- No safe place to ride 7%
- Not useful for me 0%
- Other 7%

How comfortable would you feel using this station at night?

- Very comfortable 85%
- Somewhat comfortable 10%
- Neutral 3%
- Somewhat uncomfortable 1%
- Very uncomfortable 0%

Better spot nearby?

- No 89%
- Yes 10%

REASONS LOCATION IS MOST PROMISING FOR PHASE 1

Location serves popular destination or community asset	X
Location connects to major transit	
Location contributes significantly to the overall bike share network	X
Location has substantial support from nearby property owner or tenant	
Location has substantial public and/or community support	X

NOTE: Station sites are not final.

24th & Sansom- Most Promising for Phase 2



TOTAL RESPONSES:

110

YES:

89%

NO:

11%

Reasons yes:

- Near home 30%
- Near transit stop 3%
- Near shopping 1%
- Near job 37%
- Important for community 18%
- Other 11%

Reasons no:

- Wouldn't use bike share 0%
- Is in the way 9%
- No safe place to ride 18%
- Not useful for me 45%
- Other 27%

How comfortable would you feel using this station at night?

- Very comfortable 58%
- Somewhat comfortable 25%
- Neutral 9%
- Somewhat uncomfortable 5%
- Very uncomfortable 2%

Better spot nearby?

- No 71%
- Yes 27%

REASONS LOCATION IS MOST PROMISING FOR PHASE 2

Location serves popular destination or community asset

Location connects to major transit

Location contributes significantly to the overall bike share network

Location has substantial support from nearby property owner or tenant X

Location has substantial public and/or community support X

This location is fairly close to another considered more promising for Phase 1

Identifying a good site in this area will take additional time

NOTE: Station sites are not final.

26th & Brown - Area to be Served in Future Phases



TOTAL RESPONSES:

171

YES:

66%

NO:

34%

Reasons yes:

- Near home 72%
- Near transit stop 8%
- Near shopping 1%
- Near job 1%
- Important for community 18%
- Other 1%

Reasons no:

- Wouldn't use bike share 9%
- Is in the way 65%
- No safe place to ride 7%
- Not useful for me 0%
- Other 19%

How comfortable would you feel using this station at night?

- Very comfortable 61%
- Somewhat comfortable 10%
- Neutral 13%
- Somewhat uncomfortable 7%
- Very uncomfortable 8%

Better spot nearby?

- No 60%
- Yes 40%

REASONS GENERAL AREA TO BE SERVED IN FUTURE PHASES

Location serves popular destination or community asset

Location connects to major transit

Location contributes significantly to the overall bike share network

X

Location has substantial support from nearby property owner or tenant

Location has substantial public and/or community support

This location is fairly close to another considered more promising for Phase 1 or 2

Identifying a good site in this area will take additional time

X

NOTE: Station sites are not final.

29th & Poplar - Area Served in Future Phases



TOTAL RESPONSES:

107

YES:

79%

NO:

21%

Reasons yes:

- Near home 65%
- Near transit stop 7%
- Near shopping 1%
- Near job 0%
- Important for community 25%
- Other 1%

Reasons no:

- Wouldn't use bike share 0%
- Is in the way 50%
- No safe place to ride 18%
- Not useful for me 9%
- Other 23%

How comfortable would you feel using this station at night?

- Very comfortable 50%
- Somewhat comfortable 33%
- Neutral 8%
- Somewhat uncomfortable 4%
- Very uncomfortable 6%

Better spot nearby?

- No 52%
- Yes 48%

REASONS GENERAL AREA TO BE SERVED IN FUTURE PHASES

Location serves popular destination or community asset	
Location connects to major transit	
Location contributes significantly to the overall bike share network	X
Location has substantial support from nearby property owner or tenant	
Location has substantial public and/or community support	X
This location is fairly close to another considered more promising for Phase 1 or 2	
Identifying a good site in this area will take additional time	X

NOTE: Station sites are not final.

30th Street Station - Most Promising for Phase 1



TOTAL RESPONSES:

245

YES:

99%

NO:

1%

Reasons yes:

- Near home 2%
- Near transit stop 86%
- Near shopping 0%
- Near job 8%
- Important for community 3%
- Other 1%

Reasons no:

- Wouldn't use bike share 0%
- Is in the way 33%
- No safe place to ride 33%
- Not useful for me 33%
- Other 0%

How comfortable would you feel using this station at night?

- Very comfortable 75%
- Somewhat comfortable 20%
- Neutral 3%
- Somewhat uncomfortable 2%
- Very uncomfortable 0%

Better spot nearby?

- No 89%
- Yes 10%

REASONS LOCATION IS MOST PROMISING FOR PHASE 1

Location serves popular destination or community asset	X
Location connects to major transit	X
Location contributes significantly to the overall bike share network	X
Location has substantial support from nearby property owner or tenant	X
Location has substantial public and/or community support	X

NOTE: Station sites are not final.

33rd & Market - Most Promising for Phase 1



TOTAL RESPONSES:

95

YES:

98%

NO:

2%

Reasons yes:

- Near home 12%
- Near transit stop 12%
- Near shopping 0%
- Near job 32%
- Important for community 31%
- Other 12%

Reasons no:

- Wouldn't use bike share 0%
- Is in the way 100%
- No safe place to ride 0%
- Not useful for me 0%
- Other 0%

How comfortable would you feel using this station at night?

- Very comfortable 72%
- Somewhat comfortable 21%
- Neutral 4%
- Somewhat uncomfortable 2%
- Very uncomfortable 0%

Better spot nearby?

- No 79%
- Yes 20%

REASONS LOCATION IS MOST PROMISING FOR PHASE 1

Location serves popular destination or community asset	X
Location connects to major transit	X
Location contributes significantly to the overall bike share network	X
Location has substantial support from nearby property owner or tenant	X
Location has substantial public and/or community support	X

NOTE: Station sites are not final.

34th & Haverford - Most Promising for Phase 1



TOTAL RESPONSES:

29

YES:

69%

NO:

31%

Reasons yes:

- Near home 35%
- Near transit stop 0%
- Near shopping 5%
- Near job 10%
- Important for community 45%
- Other 5%

Reasons no:

- Wouldn't use bike share 0%
- Is in the way 22%
- No safe place to ride 33%
- Not useful for me 22%
- Other 22%

How comfortable would you feel using this station at night?

- Very comfortable 38%
- Somewhat comfortable 10%
- Neutral 17%
- Somewhat uncomfortable 14%
- Very uncomfortable 21%

Better spot nearby?

- No 55%
- Yes 45%

REASONS LOCATION IS MOST PROMISING FOR PHASE 1

Location serves popular destination or community asset	X
Location connects to major transit	
Location contributes significantly to the overall bike share network	X
Location has substantial support from nearby property owner or tenant	
Location has substantial public and/or community support	

NOTE: Station sites are not final.

34th & Spruce- Most Promising for Phase 2



TOTAL RESPONSES:

137

YES:

96%

NO:

4%

Reasons yes:

- Near home 3%
- Near transit stop 6%
- Near shopping 0%
- Near job 75%
- Important for community 13%
- Other 3%

Reasons no:

- Wouldn't use bike share 20%
- Is in the way 40%
- No safe place to ride 0%
- Not useful for me 20%
- Other 20%

How comfortable would you feel using this station at night?

- Very comfortable 87%
- Somewhat comfortable 10%
- Neutral 2%
- Somewhat uncomfortable 1%
- Very uncomfortable 0%

Better spot nearby?

- No 85%
- Yes 15%

REASONS LOCATION IS MOST PROMISING FOR PHASE 2

Location serves popular destination or community asset	X
Location connects to major transit	
Location contributes significantly to the overall bike share network	X
Location has substantial support from nearby property owner or tenant	X
Location has substantial public and/or community support	X
This location is fairly close to another considered more promising for Phase 1	X
Identifying a good site in this area will take additional time	X

NOTE: Station sites are not final.

34th & Walnut- Most Promising for Phase 2



TOTAL RESPONSES:

58

YES:

95%

NO:

5%

Reasons yes:

- Near home 7%
- Near transit stop 9%
- Near shopping 4%
- Near job 36%
- Important for community 36%
- Other 7%

Reasons no:

- Wouldn't use bike share 33%
- Is in the way 0%
- No safe place to ride 0%
- Not useful for me 33%
- Other 33%

How comfortable would you feel using this station at night?

- Very comfortable 79%
- Somewhat comfortable 16%
- Neutral 3%
- Somewhat uncomfortable 2%
- Very uncomfortable 0%

Better spot nearby?

- No 86%
- Yes 14%

REASONS LOCATION IS MOST PROMISING FOR PHASE 2

Location serves popular destination or community asset	X
Location connects to major transit	
Location contributes significantly to the overall bike share network	X
Location has substantial support from nearby property owner or tenant	X
Location has substantial public and/or community support	X
This location is fairly close to another considered more promising for Phase 1	X
Identifying a good site in this area will take additional time	X

NOTE: Station sites are not final.

36th & Walnut - Most Promising for Phase 1



TOTAL RESPONSES:

80

YES:

96%

NO:

4%

Reasons yes:

- Near home 19%
- Near transit stop 5%
- Near shopping 8%
- Near job 40%
- Important for community 21%
- Other 6%

Reasons no:

- Wouldn't use bike share 0%
- Is in the way 50%
- No safe place to ride 0%
- Not useful for me 50%
- Other 0%

How comfortable would you feel using this station at night?

- Very comfortable 91%
- Somewhat comfortable 8%
- Neutral 1%
- Somewhat uncomfortable 0%
- Very uncomfortable 0%

Better spot nearby?

- No 85%
- Yes 15%

REASONS LOCATION IS MOST PROMISING FOR PHASE 1

Location serves popular destination or community asset	X
Location connects to major transit	
Location contributes significantly to the overall bike share network	X
Location has substantial support from nearby property owner or tenant	X
Location has substantial public and/or community support	X

NOTE: Station sites are not final.

38th & Powelton - Most Promising for Phase 1



TOTAL RESPONSES:

42

YES:

95%

NO:

5%

Reasons yes:

- Near home 39%
- Near transit stop 5%
- Near shopping 3%
- Near job 5%
- Important for community 37%
- Other 11%

Reasons no:

- Wouldn't use bike share 0%
- Is in the way 0%
- No safe place to ride 50%
- Not useful for me 50%
- Other 0%

How comfortable would you feel using this station at night?

- Very comfortable 43%
- Somewhat comfortable 36%
- Neutral 7%
- Somewhat uncomfortable 7%
- Very uncomfortable 0%

Better spot nearby?

- No 55%
- Yes 31%

REASONS LOCATION IS MOST PROMISING FOR PHASE 1

Location serves popular destination or community asset	X
Location connects to major transit	
Location contributes significantly to the overall bike share network	X
Location has substantial support from nearby property owner or tenant	
Location has substantial public and/or community support	X

NOTE: Station sites are not final.

40th & Haverford - Most Promising for Phase 2



TOTAL RESPONSES:

24

YES:

83%

NO:

17%

Reasons yes:

- Near home 30%
- Near transit stop 10%
- Near shopping 0%
- Near job 0%
- Important for community 60%
- Other 0%

Reasons no:

- Wouldn't use bike share 0%
- Is in the way 0%
- No safe place to ride 75%
- Not useful for me 0%
- Other 25%

How comfortable would you feel using this station at night?

- Very comfortable 25%
- Somewhat comfortable 13%
- Neutral 21%
- Somewhat uncomfortable 33%
- Very uncomfortable 8%

Better spot nearby?

- No 71%
- Yes 29%

REASONS LOCATION IS MOST PROMISING FOR PHASE 2

Location serves popular destination or community asset	
Location connects to major transit	X
Location contributes significantly to the overall bike share network	X
Location has substantial support from nearby property owner or tenant	
Location has substantial public and/or community support	X
This location is fairly close to another considered more promising for Phase 1	X
Identifying a good site in this area will take additional time	X

NOTE: Station sites are not final.

40th & Locust - Most Promising for Phase 1



TOTAL RESPONSES:

188

YES:

97%

NO:

3%

Reasons yes:

- Near home 44%
- Near transit stop 5%
- Near shopping 9%
- Near job 7%
- Important for community 33%
- Other 2%

Reasons no:

- Wouldn't use bike share 20%
- Is in the way 20%
- No safe place to ride 20%
- Not useful for me 40%
- Other 0%

How comfortable would you feel using this station at night?

- Very comfortable 76%
- Somewhat comfortable 18%
- Neutral 4%
- Somewhat uncomfortable 2%
- Very uncomfortable 0%

Better spot nearby?

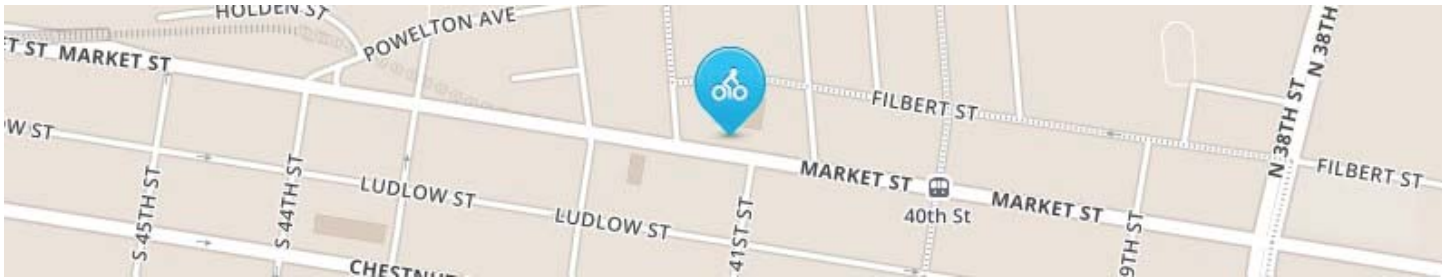
- No 84%
- Yes 15%

REASONS LOCATION IS MOST PROMISING FOR PHASE 1

Location serves popular destination or community asset	X
Location connects to major transit	
Location contributes significantly to the overall bike share network	X
Location has substantial support from nearby property owner or tenant	X
Location has substantial public and/or community support	X

NOTE: Station sites are not final.

40th Street Station - Most Promising for Phase 1



TOTAL RESPONSES:

47

YES:

72%

NO:

28%

Reasons yes:

- Near home 41%
- Near transit stop 29%
- Near shopping 0%
- Near job 21%
- Important for community 6%
- Other 3%

Reasons no:

- Wouldn't use bike share 10%
- Is in the way 0%
- No safe place to ride 30%
- Not useful for me 30%
- Other 30%

How comfortable would you feel using this station at night?

- Very comfortable 17%
- Somewhat comfortable 34%
- Neutral 19%
- Somewhat uncomfortable 17%
- Very uncomfortable 13%

Better spot nearby?

- No 51%
- Yes 49%

REASONS LOCATION IS MOST PROMISING FOR PHASE 1

Location serves popular destination or community asset

Location connects to major transit

X

Location contributes significantly to the overall bike share network

X

Location has substantial support from nearby property owner or tenant

Location has substantial public and/or community support

NOTE: Station sites are not final.

44th & Walnut - Most Promising for Phase 1



TOTAL RESPONSES:

121

YES:

90%

NO:

10%

Reasons yes:

- Near home 45%
- Near transit stop 4%
- Near shopping 22%
- Near job 2%
- Important for community 24%
- Other 4%

Reasons no:

- Wouldn't use bike share 18%
- Is in the way 9%
- No safe place to ride 27%
- Not useful for me 36%
- Other 9%

How comfortable would you feel using this station at night?

- Very comfortable 58%
- Somewhat comfortable 26%
- Neutral 5%
- Somewhat uncomfortable 9%
- Very uncomfortable 2%

Better spot nearby?

- No 61%
- Yes 37%

REASONS LOCATION IS MOST PROMISING FOR PHASE 1

Location serves popular destination or community asset	X
Location connects to major transit	
Location contributes significantly to the overall bike share network	X
Location has substantial support from nearby property owner or tenant	
Location has substantial public and/or community support	X

NOTE: Station sites are not final.

Bainbridge Green - Most Promising for Phase 1



TOTAL RESPONSES:

129

YES:

96%

NO:

4%

Reasons yes:

- Near home 44%
- Near transit stop 1%
- Near shopping 25%
- Near job 3%
- Important for community 23%
- Other 3%

Reasons no:

- Wouldn't use bike share 0%
- Is in the way 60%
- No safe place to ride 0%
- Not useful for me 0%
- Other 40%

How comfortable would you feel using this station at night?

- Very comfortable 78%
- Somewhat comfortable 16%
- Neutral 5%
- Somewhat uncomfortable 2%
- Very uncomfortable 1%

Better spot nearby?

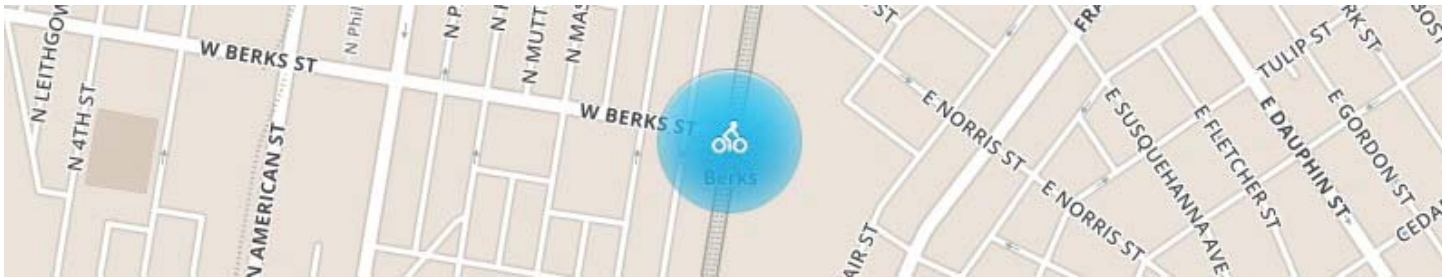
- No 78%
- Yes 22%

REASONS LOCATION IS MOST PROMISING FOR PHASE 1

Location serves popular destination or community asset	X
Location connects to major transit	
Location contributes significantly to the overall bike share network	X
Location has substantial support from nearby property owner or tenant	
Location has substantial public and/or community support	X

NOTE: Station sites are not final.

Berks Station- Most Promising for Phase 1



TOTAL RESPONSES:

74

YES:

89%

NO:

11%

Reasons yes:

- Near home 20%
- Near transit stop 74%
- Near shopping 0%
- Near job 0%
- Important for community 5%
- Other 2%

Reasons no:

- Wouldn't use bike share 17%
- Is in the way 0%
- No safe place to ride 0%
- Not useful for me 17%
- Other 67%

How comfortable would you feel using this station at night?

- Very comfortable 31%
- Somewhat comfortable 41%
- Neutral 9%
- Somewhat uncomfortable 14%
- Very uncomfortable 5%

Better spot nearby?

- No 80%
- Yes 20%

REASONS LOCATION IS MOST PROMISING FOR PHASE 1

Location serves popular destination or community asset

Location connects to major transit

X

Location contributes significantly to the overall bike share network

X

Location has substantial support from nearby property owner or tenant

Location has substantial public and/or community support

X

NOTE: Station sites are not final.

Broad & Ellsworth - Most Promising for Phase 1



TOTAL RESPONSES:

112

YES:

99%

NO:

1%

Reasons yes:

- Near home 32%
- Near transit stop 51%
- Near shopping 1%
- Near job 1%
- Important for community 13%
- Other 2%

Reasons no:

- Wouldn't use bike share 0%
- Is in the way 0%
- No safe place to ride 100%
- Not useful for me 0%
- Other 0%

How comfortable would you feel using this station at night?

- Very comfortable 57%
- Somewhat comfortable 29%
- Neutral 9%
- Somewhat uncomfortable 2%
- Very uncomfortable 1%

Better spot nearby?

- No 85%
- Yes 11%

REASONS LOCATION IS MOST PROMISING FOR PHASE 1

Location serves popular destination or community asset	
Location connects to major transit	X
Location contributes significantly to the overall bike share network	X
Location has substantial support from nearby property owner or tenant	
Location has substantial public and/or community support	X

NOTE: Station sites are not final.

Broad & Fitzwater - Most Promising for Phase 1



TOTAL RESPONSES:

80

YES:

86%

NO:

14%

Reasons yes:

- Near home 34%
- Near transit stop 16%
- Near shopping 0%
- Near job 39%
- Important for community 10%
- Other 0%

Reasons no:

- Wouldn't use bike share 0%
- Is in the way 0%
- No safe place to ride 40%
- Not useful for me 20%
- Other 40%

How comfortable would you feel using this station at night?

- Very comfortable 60%
- Somewhat comfortable 29%
- Neutral 4%
- Somewhat uncomfortable 6%
- Very uncomfortable 1%

Better spot nearby?

- No 65%
- Yes 35%

REASONS LOCATION IS MOST PROMISING FOR PHASE 1

Location serves popular destination or community asset

Location connects to major transit

X

Location contributes significantly to the overall bike share network

X

Location has substantial support from nearby property owner or tenant

Location has substantial public and/or community support

X

NOTE: Station sites are not final.

Broad & Race - Most Promising for Phase 2



TOTAL RESPONSES:

51

YES:

92%

NO:

8%

Reasons yes:

- Near home 30%
- Near transit stop 16%
- Near shopping 0%
- Near job 36%
- Important for community 14%
- Other 5%

Reasons no:

- Wouldn't use bike share 0%
- Is in the way 0%
- No safe place to ride 75%
- Not useful for me 25%
- Other 0%

How comfortable would you feel using this station at night?

- Very comfortable 59%
- Somewhat comfortable 27%
- Neutral 12%
- Somewhat uncomfortable 0%
- Very uncomfortable 0%

Better spot nearby?

- No 76%
- Yes 20%

REASONS LOCATION IS MOST PROMISING FOR PHASE 2

Location serves popular destination or community asset	X
Location connects to major transit	
Location contributes significantly to the overall bike share network	X
Location has substantial support from nearby property owner or tenant	
Location has substantial public and/or community support	X
This location is fairly close to another considered more promising for Phase 1	
Identifying a good site in this area will take additional time	X

NOTE: Station sites are not final.

Cecil B. Moore Station - Most Promising for Phase 1



TOTAL RESPONSES:

61

YES:

90%

NO:

10%

Reasons yes:

- Near home 8%
- Near transit stop 45%
- Near shopping 0%
- Near job 25%
- Important for community 19%
- Other 4%

Reasons no:

- Wouldn't use bike share 0%
- Is in the way 0%
- No safe place to ride 60%
- Not useful for me 20%
- Other 20%

How comfortable would you feel using this station at night?

- Very comfortable 52%
- Somewhat comfortable 28%
- Neutral 11%
- Somewhat uncomfortable 0%
- Very uncomfortable 7%

Better spot nearby?

- No 87%
- Yes 10%

REASONS LOCATION IS MOST PROMISING FOR PHASE 1

Location serves popular destination or community asset	X
Location connects to major transit	X
Location contributes significantly to the overall bike share network	X
Location has substantial support from nearby property owner or tenant	
Location has substantial public and/or community support	X

NOTE: Station sites are not final.

Chew Playground - Most Promising for Phase 1



TOTAL RESPONSES:

152

YES:

93%

NO:

7%

Reasons yes:

- Near home 61%
- Near transit stop 4%
- Near shopping 3%
- Near job 0%
- Important for community 26%
- Other 5%

Reasons no:

- Wouldn't use bike share 0%
- Is in the way 0%
- No safe place to ride 11%
- Not useful for me 44%
- Other 44%

How comfortable would you feel using this station at night?

- Very comfortable 47%
- Somewhat comfortable 33%
- Neutral 12%
- Somewhat uncomfortable 6%
- Very uncomfortable 2%

Better spot nearby?

- No 80%
- Yes 19%

REASONS LOCATION IS MOST PROMISING FOR PHASE 1

Location serves popular destination or community asset	X
Location connects to major transit	
Location contributes significantly to the overall bike share network	X
Location has substantial support from nearby property owner or tenant	X
Location has substantial public and/or community support	X

NOTE: Station sites are not final.

Chinatown Station - Most Promising for Phase 1



TOTAL RESPONSES:

73

YES:

92%

NO:

8%

Reasons yes:

- Near home 22%
- Near transit stop 8%
- Near shopping 18%
- Near job 23%
- Important for community 18%
- Other 10%

Reasons no:

- Wouldn't use bike share 25%
- Is in the way 0%
- No safe place to ride 0%
- Not useful for me 50%
- Other 25%

How comfortable would you feel using this station at night?

- Very comfortable 59%
- Somewhat comfortable 22%
- Neutral 12%
- Somewhat uncomfortable 5%
- Very uncomfortable 0%

Better spot nearby?

- No 63%
- Yes 33%

REASONS LOCATION IS MOST PROMISING FOR PHASE 1

Location serves popular destination or community asset	X
Location connects to major transit	X
Location contributes significantly to the overall bike share network	X
Location has substantial support from nearby property owner or tenant	X
Location has substantial public and/or community support	X

NOTE: Station sites are not final.

CHOP - Most Promising for Phase 1



TOTAL RESPONSES:

199

YES:

99%

NO:

1%

Reasons yes:

- Near home 0%
- Near transit stop 3%
- Near shopping 0%
- Near job 85%
- Important for community 10%
- Other 2%

Reasons no:

- Wouldn't use bike share 50%
- Is in the way 0%
- No safe place to ride 50%
- Not useful for me 0%
- Other 0%

How comfortable would you feel using this station at night?

- Very comfortable 90%
- Somewhat comfortable 8%
- Neutral 2%
- Somewhat uncomfortable 0%
- Very uncomfortable 0%

Better spot nearby?

- No 90%
- Yes 10%

REASONS LOCATION IS MOST PROMISING FOR PHASE 1

Location serves popular destination or community asset	X
Location connects to major transit	
Location contributes significantly to the overall bike share network	X
Location has substantial support from nearby property owner or tenant	
Location has substantial public and/or community support	X

NOTE: Station sites are not final.

City Hall - MSB Plaza - Most Promising for Phase 1



TOTAL RESPONSES:

166

YES:

89%

NO:

11%

Reasons yes:

- Near home 3%
- Near transit stop 42%
- Near shopping 1%
- Near job 38%
- Important for community 11%
- Other 4%

Reasons no:

- Wouldn't use bike share 13%
- Is in the way 0%
- No safe place to ride 44%
- Not useful for me 6%
- Other 38%

How comfortable would you feel using this station at night?

- Very comfortable 50%
- Somewhat comfortable 30%
- Neutral 9%
- Somewhat uncomfortable 8%
- Very uncomfortable 2%

Better spot nearby?

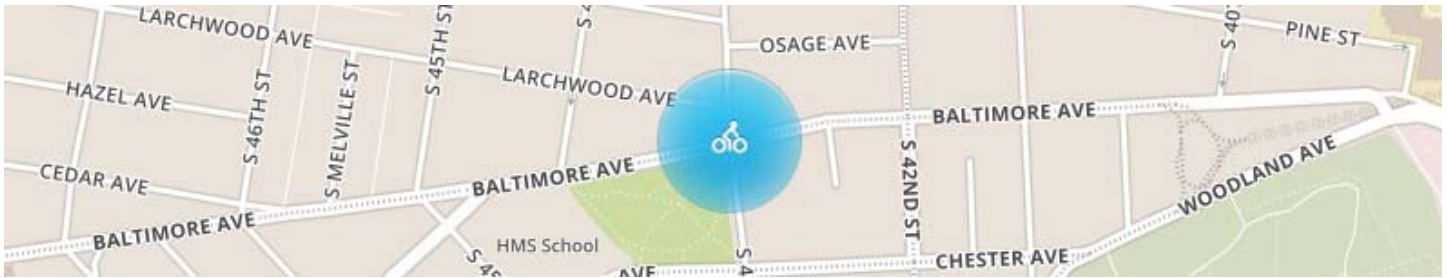
- No 58%
- Yes 40%

REASONS LOCATION IS MOST PROMISING FOR PHASE 1

Location serves popular destination or community asset	X
Location connects to major transit	X
Location contributes significantly to the overall bike share network	X
Location has substantial support from nearby property owner or tenant	X
Location has substantial public and/or community support	X

NOTE: Station sites are not final.

Clark Park - Most Promising for Phase 1



TOTAL RESPONSES:

210

YES:

96%

NO:

4%

Reasons yes:

- Near home 38%
- Near transit stop 8%
- Near shopping 5%
- Near job 2%
- Important for community 46%
- Other 2%

Reasons no:

- Wouldn't use bike share 0%
- Is in the way 67%
- No safe place to ride 0%
- Not useful for me 17%
- Other 17%

How comfortable would you feel using this station at night?

- Very comfortable 70%
- Somewhat comfortable 22%
- Neutral 6%
- Somewhat uncomfortable 2%
- Very uncomfortable 0%

Better spot nearby?

- No 67%
- Yes 33%

REASONS LOCATION IS MOST PROMISING FOR PHASE 1

Location serves popular destination or community asset	X
Location connects to major transit	
Location contributes significantly to the overall bike share network	X
Location has substantial support from nearby property owner or tenant	
Location has substantial public and/or community support	X

NOTE: Station sites are not final.

Columbus Square- Most Promising for Phase 2



TOTAL RESPONSES:

98

YES:

96%

NO:

3%

Reasons yes:

- Near home 64%
- Near transit stop 3%
- Near shopping 9%
- Near job 1%
- Important for community 20%
- Other 3%

Reasons no:

- Wouldn't use bike share 0%
- Is in the way 100%
- No safe place to ride 0%
- Not useful for me 0%
- Other 0%

How comfortable would you feel using this station at night?

- Very comfortable 83%
- Somewhat comfortable 11%
- Neutral 2%
- Somewhat uncomfortable 2%
- Very uncomfortable 1%

Better spot nearby?

- No 85%
- Yes 14%

REASONS LOCATION IS MOST PROMISING FOR PHASE 2

Location serves popular destination or community asset	X
Location connects to major transit	
Location contributes significantly to the overall bike share network	X
Location has substantial support from nearby property owner or tenant	
Location has substantial public and/or community support	X
This location is fairly close to another considered more promising for Phase 1	
Identifying a good site in this area will take additional time	X

NOTE: Station sites are not final.

Community College of Philadelphia- Most Promising for Phase 1



TOTAL RESPONSES:
65

YES:
98%

NO:
2%

Reasons yes:

- Near home 43%
- Near transit stop 3%
- Near shopping 0%
- Near job 23%
- Important for community 20%
- Other 11%

Reasons no:

- Wouldn't use bike share 0%
- Is in the way 0%
- No safe place to ride 0%
- Not useful for me 0%
- Other 100%

How comfortable would you feel using this station at night?

- Very comfortable 72%
- Somewhat comfortable 20%
- Neutral 3%
- Somewhat uncomfortable 2%
- Very uncomfortable 0%

Better spot nearby?

- No 80%
- Yes 14%

REASONS LOCATION IS MOST PROMISING FOR PHASE 1	
Location serves popular destination or community asset	X
Location connects to major transit	
Location contributes significantly to the overall bike share network	X
Location has substantial support from nearby property owner or tenant	X
Location has substantial public and/or community support	X

NOTE: Station sites are not final.

Cruz Recreation Center - Most Promising for Phase 1



TOTAL RESPONSES:

21

YES:

76%

NO:

24%

Reasons yes:

- Near home 38%
- Near transit stop 13%
- Near shopping 0%
- Near job 0%
- Important for community 31%
- Other 19%

Reasons no:

- Wouldn't use bike share 40%
- Is in the way 0%
- No safe place to ride 20%
- Not useful for me 0%
- Other 40%

How comfortable would you feel using this station at night?

- Very comfortable 29%
- Somewhat comfortable 19%
- Neutral 29%
- Somewhat uncomfortable 14%
- Very uncomfortable 10%

Better spot nearby?

- No 81%
- Yes 19%

REASONS LOCATION IS MOST PROMISING FOR PHASE 1

Location serves popular destination or community asset	X
Location connects to major transit	
Location contributes significantly to the overall bike share network	X
Location has substantial support from nearby property owner or tenant	X
Location has substantial public and/or community support	X

NOTE: Station sites are not final.

Dendy Recreation Center - Most Promising for Phase 1



TOTAL RESPONSES:

12

YES:

67%

NO:

33%

Reasons yes:

- Near home 13%
- Near transit stop 13%
- Near shopping 0%
- Near job 25%
- Important for community 50%
- Other 0%

Reasons no:

- Wouldn't use bike share 25%
- Is in the way 0%
- No safe place to ride 25%
- Not useful for me 0%
- Other 50%

How comfortable would you feel using this station at night?

- Very comfortable 25%
- Somewhat comfortable 33%
- Neutral 0%
- Somewhat uncomfortable 17%
- Very uncomfortable 25%

Better spot nearby?

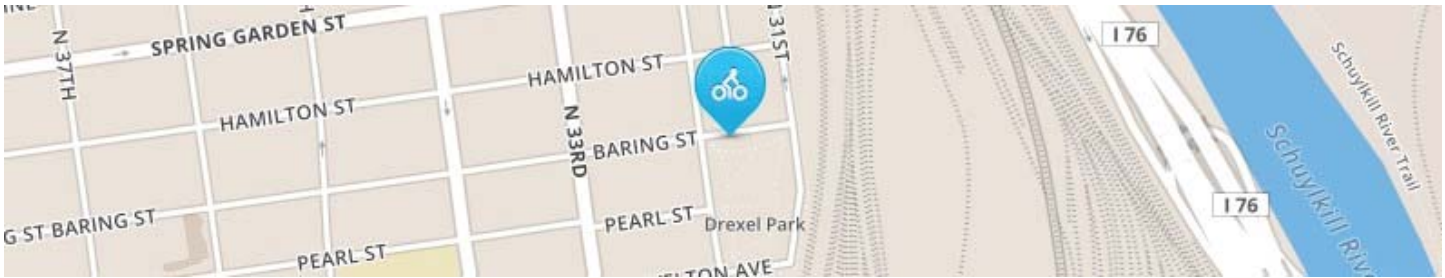
- No 75%
- Yes 25%

REASONS LOCATION IS MOST PROMISING FOR PHASE 1

Location serves popular destination or community asset	X
Location connects to major transit	
Location contributes significantly to the overall bike share network	X
Location has substantial support from nearby property owner or tenant	X
Location has substantial public and/or community support	

NOTE: Station sites are not final.

Drexel Park - Most Promising for Phase 1



TOTAL RESPONSES:

35

YES:

97%

NO:

3%

Reasons yes:

- Near home 44%
- Near transit stop 0%
- Near shopping 0%
- Near job 9%
- Important for community 41%
- Other 6%

Reasons no:

- Wouldn't use bike share 0%
- Is in the way 0%
- No safe place to ride 0%
- Not useful for me 0%
- Other 100%

How comfortable would you feel using this station at night?

- Very comfortable 74%
- Somewhat comfortable 9%
- Neutral 3%
- Somewhat uncomfortable 9%
- Very uncomfortable 0%

Better spot nearby?

- No 80%
- Yes 14%

REASONS LOCATION IS MOST PROMISING FOR PHASE 1

Location serves popular destination or community asset	X
Location connects to major transit	
Location contributes significantly to the overall bike share network	X
Location has substantial support from nearby property owner or tenant	X
Location has substantial public and/or community support	X

NOTE: Station sites are not final.

Eastern State Penitentiary- Most Promising for Phase 1



TOTAL RESPONSES:

248

YES:

98%

NO:

2%

Reasons yes:

- Near home 50%
- Near transit stop 3%
- Near shopping 8%
- Near job 2%
- Important for community 34%
- Other 3%

Reasons no:

- Wouldn't use bike share 0%
- Is in the way 0%
- No safe place to ride 40%
- Not useful for me 40%
- Other 20%

How comfortable would you feel using this station at night?

- Very comfortable 88%
- Somewhat comfortable 7%
- Neutral 3%
- Somewhat uncomfortable 1%
- Very uncomfortable 1%

Better spot nearby?

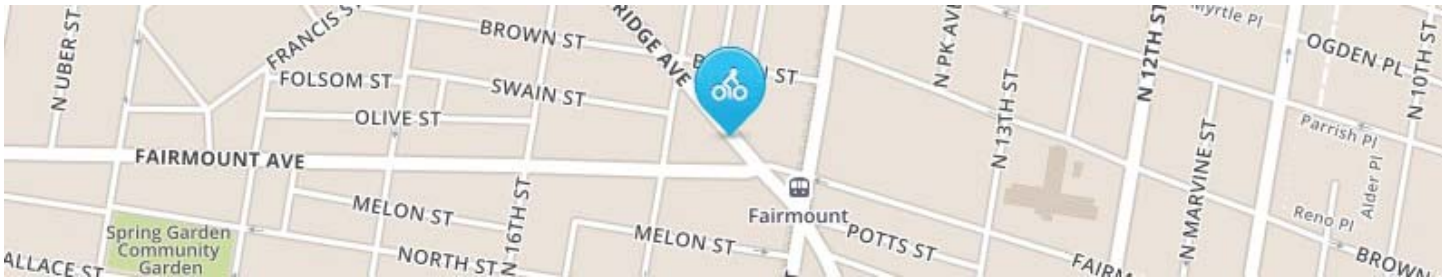
- No 83%
- Yes 14%

REASONS LOCATION IS MOST PROMISING FOR PHASE 1

Location serves popular destination or community asset	X
Location connects to major transit	
Location contributes significantly to the overall bike share network	X
Location has substantial support from nearby property owner or tenant	X
Location has substantial public and/or community support	X

NOTE: Station sites are not final.

Fairmount Station - Most Promising for Phase 1



TOTAL RESPONSES:

60

YES:

80%

NO:

20%

Reasons yes:

- Near home 39%
- Near transit stop 30%
- Near shopping 7%
- Near job 7%
- Important for community 13%
- Other 4%

Reasons no:

- Wouldn't use bike share 0%
- Is in the way 8%
- No safe place to ride 50%
- Not useful for me 25%
- Other 17%

How comfortable would you feel using this station at night?

- Very comfortable 33%
- Somewhat comfortable 33%
- Neutral 5%
- Somewhat uncomfortable 18%
- Very uncomfortable 8%

Better spot nearby?

- No 57%
- Yes 42%

REASONS LOCATION IS MOST PROMISING FOR PHASE 1

Location serves popular destination or community asset

Location connects to major transit

X

Location contributes significantly to the overall bike share network

X

Location has substantial support from nearby property owner or tenant

X

Location has substantial public and/or community support

X

NOTE: Station sites are not final.

Foglietta Plaza- Most Promising for Phase 2



TOTAL RESPONSES:

54

YES:

80%

NO:

20%

Reasons yes:

- Near home 17%
- Near transit stop 2%
- Near shopping 10%
- Near job 2%
- Important for community 51%
- Other 17%

Reasons no:

- Wouldn't use bike share 0%
- Is in the way 0%
- No safe place to ride 27%
- Not useful for me 45%
- Other 27%

How comfortable would you feel using this station at night?

- Very comfortable 48%
- Somewhat comfortable 30%
- Neutral 9%
- Somewhat uncomfortable 11%
- Very uncomfortable 2%

Better spot nearby?

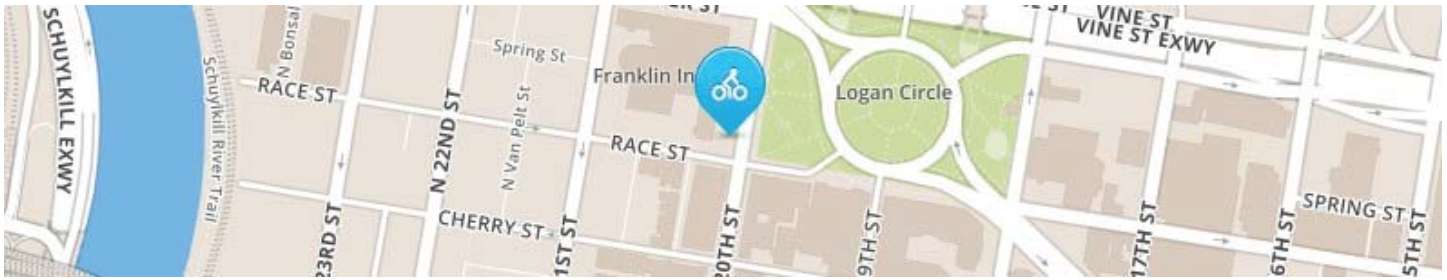
- No 54%
- Yes 46%

REASONS LOCATION IS MOST PROMISING FOR PHASE 2

Location serves popular destination or community asset	X
Location connects to major transit	
Location contributes significantly to the overall bike share network	X
Location has substantial support from nearby property owner or tenant	X
Location has substantial public and/or community support	X
This location is fairly close to another considered more promising for Phase 1	X
Identifying a good site in this area will take additional time	

NOTE: Station sites are not final.

Franklin Institute - Most Promising for Phase 1



TOTAL RESPONSES:

106

YES:

96%

NO:

4%

Reasons yes:

- Near home 26%
- Near transit stop 1%
- Near shopping 2%
- Near job 13%
- Important for community 44%
- Other 14%

Reasons no:

- Wouldn't use bike share 0%
- Is in the way 67%
- No safe place to ride 33%
- Not useful for me 0%
- Other 0%

How comfortable would you feel using this station at night?

- Very comfortable 72%
- Somewhat comfortable 16%
- Neutral 6%
- Somewhat uncomfortable 3%
- Very uncomfortable 3%

Better spot nearby?

- No 87%
- Yes 11%

REASONS LOCATION IS MOST PROMISING FOR PHASE 1

Location serves popular destination or community asset	X
Location connects to major transit	
Location contributes significantly to the overall bike share network	X
Location has substantial support from nearby property owner or tenant	X
Location has substantial public and/or community support	X

NOTE: Station sites are not final.

Franklin Square/WHYY- Most Promising for Phase 1



TOTAL RESPONSES:

127

YES:

94%

NO:

6%

Reasons yes:

- Near home 4%
- Near transit stop 4%
- Near shopping 0%
- Near job 55%
- Important for community 29%
- Other 9%

Reasons no:

- Wouldn't use bike share 17%
- Is in the way 17%
- No safe place to ride 33%
- Not useful for me 17%
- Other 17%

How comfortable would you feel using this station at night?

- Very comfortable 60%
- Somewhat comfortable 27%
- Neutral 7%
- Somewhat uncomfortable 3%
- Very uncomfortable 2%

Better spot nearby?

- No 80%
- Yes 17%

REASONS LOCATION IS MOST PROMISING FOR PHASE 1

Location serves popular destination or community asset	X
Location connects to major transit	
Location contributes significantly to the overall bike share network	X
Location has substantial support from nearby property owner or tenant	X
Location has substantial public and/or community support	X

NOTE: Station sites are not final.

Free Library - Central Library - Most Promising for Phase 1



TOTAL RESPONSES:

86

YES:

91%

NO:

9%

Reasons yes:

- Near home 27%
- Near transit stop 0%
- Near shopping 8%
- Near job 22%
- Important for community 35%
- Other 8%

Reasons no:

- Wouldn't use bike share 17%
- Is in the way 50%
- No safe place to ride 33%
- Not useful for me 0%
- Other 0%

How comfortable would you feel using this station at night?

- Very comfortable 51%
- Somewhat comfortable 28%
- Neutral 9%
- Somewhat uncomfortable 5%
- Very uncomfortable 5%

Better spot nearby?

- No 63%
- Yes 35%

REASONS LOCATION IS MOST PROMISING FOR PHASE 1

Location serves popular destination or community asset	X
Location connects to major transit	
Location contributes significantly to the overall bike share network	X
Location has substantial support from nearby property owner or tenant	X
Location has substantial public and/or community support	X

NOTE: Station sites are not final.

Front & Washington - Most Promising for Phase 1



TOTAL RESPONSES:

133

YES:

76%

NO:

24%

Reasons yes:

- Near home 53%
- Near transit stop 1%
- Near shopping 5%
- Near job 0%
- Important for community 35%
- Other 6%

Reasons no:

- Wouldn't use bike share 4%
- Is in the way 0%
- No safe place to ride 19%
- Not useful for me 27%
- Other 50%

How comfortable would you feel using this station at night?

- Very comfortable 45%
- Somewhat comfortable 29%
- Neutral 9%
- Somewhat uncomfortable 14%
- Very uncomfortable 2%

Better spot nearby?

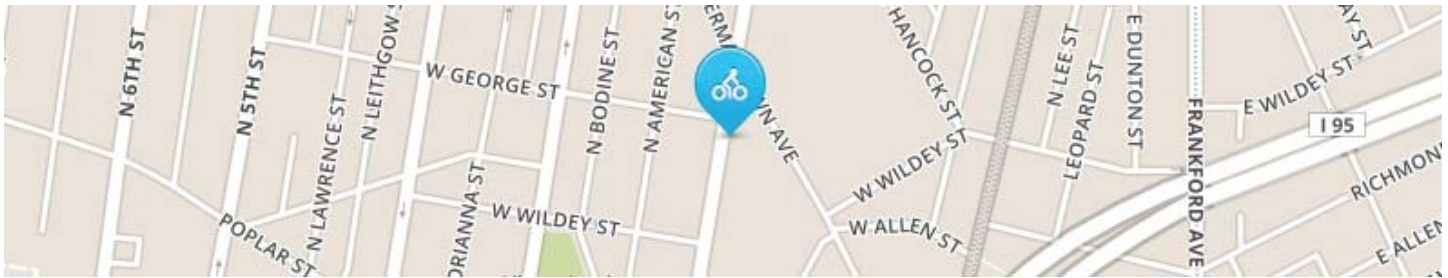
- No 41%
- Yes 58%

REASONS LOCATION IS MOST PROMISING FOR PHASE 1

Location serves popular destination or community asset	X
Location connects to major transit	
Location contributes significantly to the overall bike share network	X
Location has substantial support from nearby property owner or tenant	
Location has substantial public and/or community support	X

NOTE: Station sites are not final.

Germantown & Liberties Walk - Most Promising for Phase 1



TOTAL RESPONSES:

103

YES:

99%

NO:

1%

Reasons yes:

- Near home 29%
- Near transit stop 1%
- Near shopping 32%
- Near job 2%
- Important for community 31%
- Other 4%

Reasons no:

- Wouldn't use bike share 0%
- Is in the way 100%
- No safe place to ride 0%
- Not useful for me 0%
- Other 0%

How comfortable would you feel using this station at night?

- Very comfortable 77%
- Somewhat comfortable 18%
- Neutral 2%
- Somewhat uncomfortable 0%
- Very uncomfortable 1%

Better spot nearby?

- No 83%
- Yes 14%

REASONS LOCATION IS MOST PROMISING FOR PHASE 1

Location serves popular destination or community asset	X
Location connects to major transit	
Location contributes significantly to the overall bike share network	X
Location has substantial support from nearby property owner or tenant	
Location has substantial public and/or community support	X

NOTE: Station sites are not final.

Germantown & Thompson- Most Promising for Phase 1



TOTAL RESPONSES:

32

YES:

91%

NO:

9%

Reasons yes:

- Near home 38%
- Near transit stop 3%
- Near shopping 10%
- Near job 14%
- Important for community 31%
- Other 3%

Reasons no:

- Wouldn't use bike share 67%
- Is in the way 33%
- No safe place to ride 0%
- Not useful for me 0%
- Other 0%

How comfortable would you feel using this station at night?

- Very comfortable 41%
- Somewhat comfortable 31%
- Neutral 19%
- Somewhat uncomfortable 3%
- Very uncomfortable 6%

Better spot nearby?

- No 59%
- Yes 41%

REASONS LOCATION IS MOST PROMISING FOR PHASE 1

Location serves popular destination or community asset

Location connects to major transit

Location contributes significantly to the overall bike share network

X

Location has substantial support from nearby property owner or tenant

Location has substantial public and/or community support

X

NOTE: Station sites are not final.

Girard & Front - Most Promising for Phase 1



TOTAL RESPONSES:

121

YES:

74%

NO:

26%

Reasons yes:

- Near home 30%
- Near transit stop 38%
- Near shopping 10%
- Near job 0%
- Important for community 17%
- Other 6%

Reasons no:

- Wouldn't use bike share 3%
- Is in the way 6%
- No safe place to ride 23%
- Not useful for me 19%
- Other 48%

How comfortable would you feel using this station at night?

- Very comfortable 28%
- Somewhat comfortable 27%
- Neutral 17%
- Somewhat uncomfortable 19%
- Very uncomfortable 8%

Better spot nearby?

- No 45%
- Yes 50%

REASONS LOCATION IS MOST PROMISING FOR PHASE 1

Location serves popular destination or community asset

Location connects to major transit

X

Location contributes significantly to the overall bike share network

X

Location has substantial support from nearby property owner or tenant

Location has substantial public and/or community support

NOTE: Station sites are not final.

Girard & Hutchinson- Most Promising for Phase 1



TOTAL RESPONSES:

14

YES:

86%

NO:

14%

Reasons yes:

- Near home 25%
- Near transit stop 8%
- Near shopping 33%
- Near job 8%
- Important for community 25%
- Other 0%

Reasons no:

- Wouldn't use bike share 50%
- Is in the way 0%
- No safe place to ride 0%
- Not useful for me 0%
- Other 50%

How comfortable would you feel using this station at night?

- Very comfortable 29%
- Somewhat comfortable 29%
- Neutral 7%
- Somewhat uncomfortable 14%
- Very uncomfortable 21%

Better spot nearby?

- No 71%
- Yes 29%

REASONS LOCATION IS MOST PROMISING FOR PHASE 1

Location serves popular destination or community asset	X
Location connects to major transit	
Location contributes significantly to the overall bike share network	X
Location has substantial support from nearby property owner or tenant	X
Location has substantial public and/or community support	X

NOTE: Station sites are not final.

Girard College - Most Promising for Phase 1



TOTAL RESPONSES:

50

YES:

70%

NO:

30%

Reasons yes:

- Near home 39%
- Near transit stop 21%
- Near shopping 0%
- Near job 0%
- Important for community 36%
- Other 3%

Reasons no:

- Wouldn't use bike share 7%
- Is in the way 0%
- No safe place to ride 64%
- Not useful for me 14%
- Other 14%

How comfortable would you feel using this station at night?

- Very comfortable 38%
- Somewhat comfortable 20%
- Neutral 10%
- Somewhat uncomfortable 8%
- Very uncomfortable 24%

Better spot nearby?

- No 56%
- Yes 38%

REASONS LOCATION IS MOST PROMISING FOR PHASE 1

Location serves popular destination or community asset	X
Location connects to major transit	X
Location contributes significantly to the overall bike share network	X
Location has substantial support from nearby property owner or tenant	
Location has substantial public and/or community support	

NOTE: Station sites are not final.

Girard Station - Most Promising for Phase 1



TOTAL RESPONSES:

40

YES:

93%

NO:

8%

Reasons yes:

- Near home 27%
- Near transit stop 41%
- Near shopping 0%
- Near job 16%
- Important for community 14%
- Other 3%

Reasons no:

- Wouldn't use bike share 0%
- Is in the way 0%
- No safe place to ride 100%
- Not useful for me 0%
- Other 0%

How comfortable would you feel using this station at night?

- Very comfortable 35%
- Somewhat comfortable 40%
- Neutral 3%
- Somewhat uncomfortable 18%
- Very uncomfortable 5%

Better spot nearby?

- No 85%
- Yes 13%

REASONS LOCATION IS MOST PROMISING FOR PHASE 1

Location serves popular destination or community asset

Location connects to major transit

X

Location contributes significantly to the overall bike share network

X

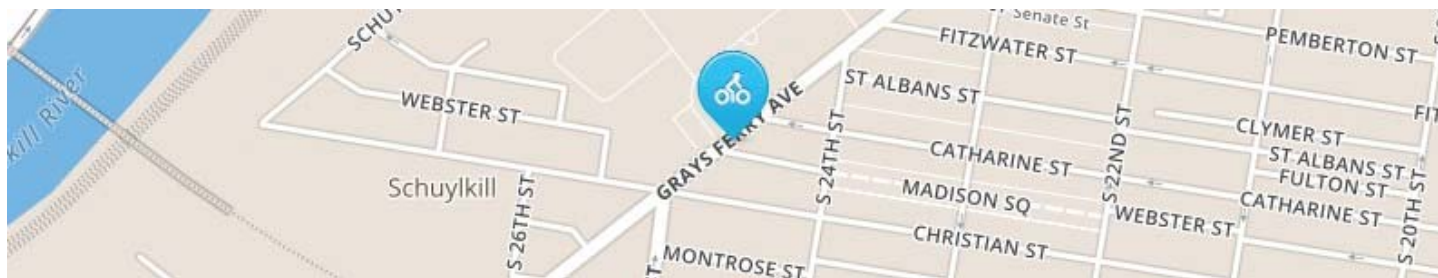
Location has substantial support from nearby property owner or tenant

Location has substantial public and/or community support

X

NOTE: Station sites are not final.

Grays Ferry & Madison - Most Promising for Phase 2



TOTAL RESPONSES:

85

YES:

96%

NO:

4%

Reasons yes:

- Near home 77%
- Near transit stop 8%
- Near shopping 1%
- Near job 1%
- Important for community 13%
- Other 0%

Reasons no:

- Wouldn't use bike share 0%
- Is in the way 0%
- No safe place to ride 0%
- Not useful for me 0%
- Other 100%

How comfortable would you feel using this station at night?

- Very comfortable 68%
- Somewhat comfortable 24%
- Neutral 5%
- Somewhat uncomfortable 4%
- Very uncomfortable 0%

Better spot nearby?

- No 69%
- Yes 29%

REASONS LOCATION IS MOST PROMISING FOR PHASE 2

Location serves popular destination or community asset

Location connects to major transit

Location contributes significantly to the overall bike share network

X

Location has substantial support from nearby property owner or tenant

Location has substantial public and/or community support

X

This location is fairly close to another considered more promising for Phase 1

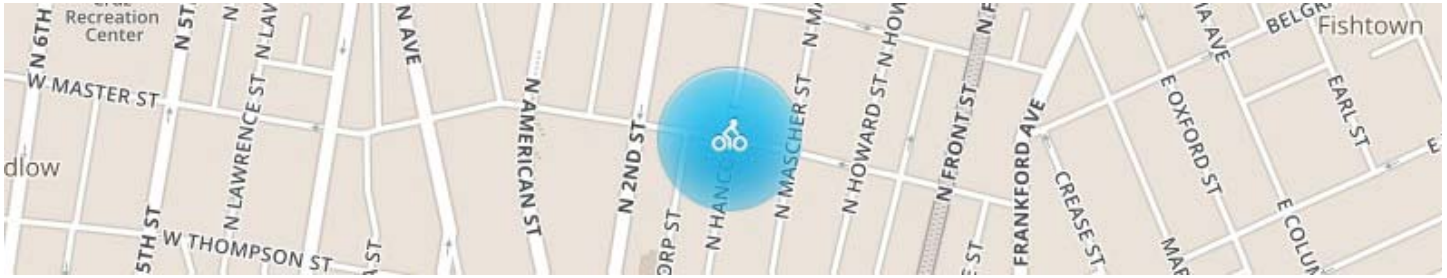
X

Identifying a good site in this area will take additional time

X

NOTE: Station sites are not final.

Hancock Playground- Most Promising for Phase 2



TOTAL RESPONSES:

26

YES:

73%

NO:

27%

Reasons yes:

- Near home 61%
- Near transit stop 6%
- Near shopping 0%
- Near job 6%
- Important for community 22%
- Other 6%

Reasons no:

- Wouldn't use bike share 33%
- Is in the way 0%
- No safe place to ride 50%
- Not useful for me 17%
- Other 0%

How comfortable would you feel using this station at night?

- Very comfortable 35%
- Somewhat comfortable 23%
- Neutral 15%
- Somewhat uncomfortable 19%
- Very uncomfortable 8%

Better spot nearby?

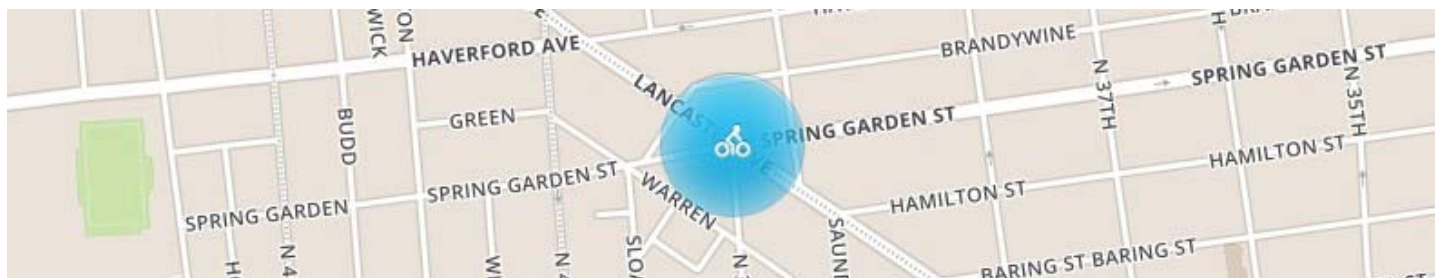
- No 42%
- Yes 58%

REASONS LOCATION IS MOST PROMISING FOR PHASE 2

Location serves popular destination or community asset	X
Location connects to major transit	
Location contributes significantly to the overall bike share network	X
Location has substantial support from nearby property owner or tenant	
Location has substantial public and/or community support	
This location is fairly close to another considered more promising for Phase 1	X
Identifying a good site in this area will take additional time	X

NOTE: Station sites are not final.

Lancaster & Spring Garden- Most Promising for Phase 1



TOTAL RESPONSES:

15

YES:

100%

NO:

0%

Reasons yes:

- Near home 40%
- Near transit stop 13%
- Near shopping 7%
- Near job 0%
- Important for community 27%
- Other 13%

How comfortable would you feel using this station at night?

- Very comfortable 67%
- Somewhat comfortable 20%
- Neutral 13%
- Somewhat uncomfortable 0%
- Very uncomfortable 0%

Better spot nearby?

- No 87%
- Yes 13%

REASONS LOCATION IS MOST PROMISING FOR PHASE 1

Location serves popular destination or community asset

Location connects to major transit

X

Location contributes significantly to the overall bike share network

X

Location has substantial support from nearby property owner or tenant

Location has substantial public and/or community support

X

NOTE: Station sites are not final.

Lloyd Hall- Most Promising for Phase 2



TOTAL RESPONSES:

102

YES:

98%

NO:

2%

Reasons yes:

- Near home 5%
- Near transit stop 1%
- Near shopping 0%
- Near job 1%
- Important for community 62%
- Other 31%

Reasons no:

- Wouldn't use bike share 0%
- Is in the way 0%
- No safe place to ride 0%
- Not useful for me 50%
- Other 50%

How comfortable would you feel using this station at night?

- Very comfortable 56%
- Somewhat comfortable 26%
- Neutral 13%
- Somewhat uncomfortable 3%
- Very uncomfortable 2%

Better spot nearby?

- No 91%
- Yes 9%

REASONS LOCATION IS MOST PROMISING FOR PHASE 2

Location serves popular destination or community asset	X
Location connects to major transit	
Location contributes significantly to the overall bike share network	X
Location has substantial support from nearby property owner or tenant	
Location has substantial public and/or community support	X
This location is fairly close to another considered more promising for Phase 1	
Identifying a good site in this area will take additional time	X

NOTE: Station sites are not final.

Markward Rec. Center - Most Promising for Phase 1



TOTAL RESPONSES:

156

YES:

94%

NO:

6%

Reasons yes:

- Near home 33%
- Near transit stop 0%
- Near shopping 1%
- Near job 2%
- Important for community 50%
- Other 14%

Reasons no:

- Wouldn't use bike share 0%
- Is in the way 50%
- No safe place to ride 13%
- Not useful for me 25%
- Other 13%

How comfortable would you feel using this station at night?

- Very comfortable 54%
- Somewhat comfortable 31%
- Neutral 8%
- Somewhat uncomfortable 3%
- Very uncomfortable 0%

Better spot nearby?

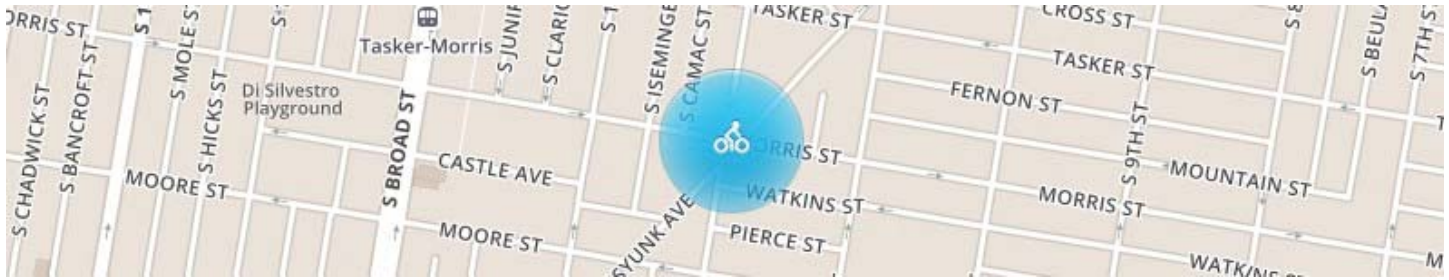
- No 76%
- Yes 19%

REASONS LOCATION IS MOST PROMISING FOR PHASE 1

Location serves popular destination or community asset	X
Location connects to major transit	
Location contributes significantly to the overall bike share network	X
Location has substantial support from nearby property owner or tenant	X
Location has substantial public and/or community support	X

NOTE: Station sites are not final.

Morris & Passyunk- Most Promising for Phase 2



TOTAL RESPONSES:

259

YES:

92%

NO:

7%

Reasons yes:

- Near home 44%
- Near transit stop 5%
- Near shopping 23%
- Near job 1%
- Important for community 22%
- Other 5%

Reasons no:

- Wouldn't use bike share 0%
- Is in the way 50%
- No safe place to ride 19%
- Not useful for me 13%
- Other 19%

How comfortable would you feel using this station at night?

- Very comfortable 80%
- Somewhat comfortable 12%
- Neutral 4%
- Somewhat uncomfortable 1%
- Very uncomfortable 3%

Better spot nearby?

- No 73%
- Yes 27%

REASONS LOCATION IS MOST PROMISING FOR PHASE 2

Location serves popular destination or community asset	X
Location connects to major transit	
Location contributes significantly to the overall bike share network	X
Location has substantial support from nearby property owner or tenant	
Location has substantial public and/or community support	X
This location is fairly close to another considered more promising for Phase 1	
Identifying a good site in this area will take additional time	X

NOTE: Station sites are not final.

Palmer Park- Most Promising for Phase 2



TOTAL RESPONSES:

138

YES:

91%

NO:

9%

Reasons yes:

- Near home 55%
- Near transit stop 7%
- Near shopping 6%
- Near job 0%
- Important for community 29%
- Other 3%

Reasons no:

- Wouldn't use bike share 0%
- Is in the way 25%
- No safe place to ride 13%
- Not useful for me 63%
- Other 0%

How comfortable would you feel using this station at night?

- Very comfortable 66%
- Somewhat comfortable 26%
- Neutral 7%
- Somewhat uncomfortable 1%
- Very uncomfortable 0%

Better spot nearby?

- No 54%
- Yes 46%

REASONS LOCATION IS MOST PROMISING FOR PHASE 2

Location serves popular destination or community asset	X
Location connects to major transit	
Location contributes significantly to the overall bike share network	X
Location has substantial support from nearby property owner or tenant	
Location has substantial public and/or community support	X
This location is fairly close to another considered more promising for Phase 1	
Identifying a good site in this area will take additional time	X

NOTE: Station sites are not final.

Palumbo Rec. Center- Most Promising for Phase 1



TOTAL RESPONSES:

142

YES:

94%

NO:

6%

Reasons yes:

- Near home 55%
- Near transit stop 0%
- Near shopping 8%
- Near job 2%
- Important for community 32%
- Other 4%

Reasons no:

- Wouldn't use bike share 11%
- Is in the way 0%
- No safe place to ride 0%
- Not useful for me 67%
- Other 22%

How comfortable would you feel using this station at night?

- Very comfortable 69%
- Somewhat comfortable 20%
- Neutral 4%
- Somewhat uncomfortable 6%
- Very uncomfortable 0%

Better spot nearby?

- No 65%
- Yes 35%

REASONS LOCATION IS MOST PROMISING FOR PHASE 1

Location serves popular destination or community asset	X
Location connects to major transit	
Location contributes significantly to the overall bike share network	X
Location has substantial support from nearby property owner or tenant	
Location has substantial public and/or community support	X

NOTE: Station sites are not final.

Parkway & Arch- Most Promising for Phase 2



TOTAL RESPONSES:

169

YES:

91%

NO:

9%

Reasons yes:

- Near home 11%
- Near transit stop 14%
- Near shopping 1%
- Near job 53%
- Important for community 17%
- Other 5%

Reasons no:

- Wouldn't use bike share 7%
- Is in the way 14%
- No safe place to ride 7%
- Not useful for me 21%
- Other 50%

How comfortable would you feel using this station at night?

- Very comfortable 73%
- Somewhat comfortable 20%
- Neutral 5%
- Somewhat uncomfortable 2%
- Very uncomfortable 1%

Better spot nearby?

- No 60%
- Yes 37%

REASONS LOCATION IS MOST PROMISING FOR PHASE 2

Location serves popular destination or community asset	
Location connects to major transit	X
Location contributes significantly to the overall bike share network	X
Location has substantial support from nearby property owner or tenant	
Location has substantial public and/or community support	X
This location is fairly close to another considered more promising for Phase 1	X
Identifying a good site in this area will take additional time	X

NOTE: Station sites are not final.

Philadelphia Museum of Art - Most Promising for Phase 1



TOTAL RESPONSES:

166

YES:

95%

NO:

5%

Reasons yes:

- Near home 4%
- Near transit stop 0%
- Near shopping 1%
- Near job 1%
- Important for community 72%
- Other 23%

Reasons no:

- Wouldn't use bike share 0%
- Is in the way 63%
- No safe place to ride 38%
- Not useful for me 0%
- Other 0%

How comfortable would you feel using this station at night?

- Very comfortable 70%
- Somewhat comfortable 16%
- Neutral 8%
- Somewhat uncomfortable 2%
- Very uncomfortable 1%

Better spot nearby?

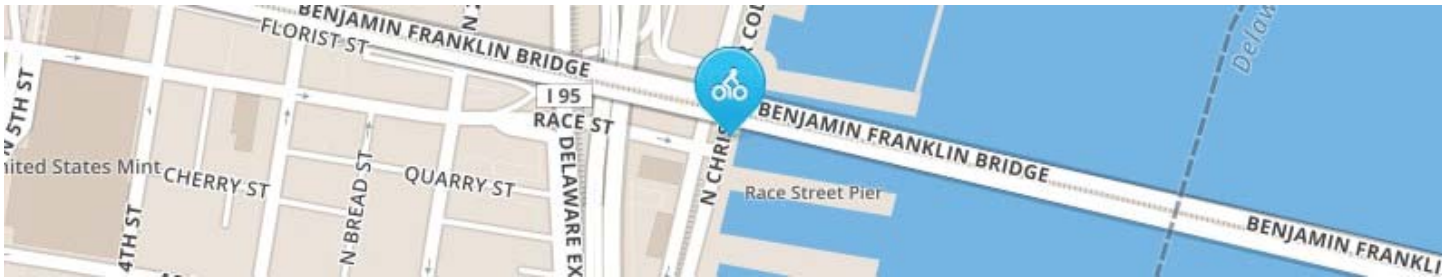
- No 88%
- Yes 10%

REASONS LOCATION IS MOST PROMISING FOR PHASE 1

Location serves popular destination or community asset	X
Location connects to major transit	
Location contributes significantly to the overall bike share network	X
Location has substantial support from nearby property owner or tenant	X
Location has substantial public and/or community support	X

NOTE: Station sites are not final.

Race Street Pier - Most Promising for Phase 2



TOTAL RESPONSES:

59

YES:

88%

NO:

12%

Reasons yes:

- Near home 32%
- Near transit stop 2%
- Near shopping 8%
- Near job 4%
- Important for community 38%
- Other 16%

Reasons no:

- Wouldn't use bike share 33%
- Is in the way 0%
- No safe place to ride 0%
- Not useful for me 50%
- Other 17%

How comfortable would you feel using this station at night?

- Very comfortable 46%
- Somewhat comfortable 34%
- Neutral 12%
- Somewhat uncomfortable 8%
- Very uncomfortable 0%

Better spot nearby?

- No 83%
- Yes 17%

REASONS LOCATION IS MOST PROMISING FOR PHASE 2

Location serves popular destination or community asset	X
Location connects to major transit	
Location contributes significantly to the overall bike share network	
Location has substantial support from nearby property owner or tenant	X
Location has substantial public and/or community support	X
This location is fairly close to another considered more promising for Phase 1	
Identifying a good site in this area will take additional time	

NOTE: Station sites are not final.

Rittenhouse Square NW - Most Promising for Phase 1



TOTAL RESPONSES:

550

YES:

38%

NO:

62%

Reasons yes:

- Near home 27%
- Near transit stop 2%
- Near shopping 21%
- Near job 11%
- Important for community 35%
- Other 4%

Reasons no:

- Wouldn't use bike share 5%
- Is in the way 63%
- No safe place to ride 13%
- Not useful for me 6%
- Other 13%

How comfortable would you feel using this station at night?

- Very comfortable 35%
- Somewhat comfortable 8%
- Neutral 15%
- Somewhat uncomfortable 9%
- Very uncomfortable 32%

Better spot nearby?

- No 53%
- Yes 45%

REASONS LOCATION IS MOST PROMISING FOR PHASE 1

Location serves popular destination or community asset	X
Location connects to major transit	
Location contributes significantly to the overall bike share network	X
Location has substantial support from nearby property owner or tenant	
Location has substantial public and/or community support	

NOTE: Station sites are not final.

Rittenhouse Square SE- Most Promising for Phase 2



TOTAL RESPONSES:

810

YES:

33%

NO:

67%

Reasons yes:

- Near home 36%
- Near transit stop 1%
- Near shopping 15%
- Near job 4%
- Important for community 37%
- Other 8%

Reasons no:

- Wouldn't use bike share 4%
- Is in the way 65%
- No safe place to ride 13%
- Not useful for me 3%
- Other 15%

How comfortable would you feel using this station at night?

- Very comfortable 29%
- Somewhat comfortable 8%
- Neutral 19%
- Somewhat uncomfortable 9%
- Very uncomfortable 35%

Better spot nearby?


- No 51%
- Yes 48%

REASONS LOCATION IS MOST PROMISING FOR PHASE 2

Location serves popular destination or community asset	X
Location connects to major transit	
Location contributes significantly to the overall bike share network	X
Location has substantial support from nearby property owner or tenant	
Location has substantial public and/or community support	
This location is fairly close to another considered more promising for Phase 1	
Identifying a good site in this area will take additional time	X

NOTE: Station sites are not final.

Rodin Museum- Most Promising for Phase 1



TOTAL RESPONSES:

69

YES:

88%

NO:

12%

Reasons yes:

- Near home 34%
- Near transit stop 0%
- Near shopping 31%
- Near job 12%
- Important for community 21%
- Other 2%

Reasons no:

- Wouldn't use bike share 0%
- Is in the way 13%
- No safe place to ride 50%
- Not useful for me 13%
- Other 25%

How comfortable would you feel using this station at night?

- Very comfortable 62%
- Somewhat comfortable 26%
- Neutral 6%
- Somewhat uncomfortable 1%
- Very uncomfortable 3%

Better spot nearby?

- No 72%
- Yes 25%

REASONS LOCATION IS MOST PROMISING FOR PHASE 1

Location serves popular destination or community asset	X
Location connects to major transit	
Location contributes significantly to the overall bike share network	X
Location has substantial support from nearby property owner or tenant	
Location has substantial public and/or community support	X

NOTE: Station sites are not final.

Spring Garden Station - BSL- Most Promising for Phase 2



TOTAL RESPONSES:

60

YES:

98%

NO:

2%

Reasons yes:

- Near home 33%
- Near transit stop 36%
- Near shopping 0%
- Near job 22%
- Important for community 5%
- Other 3%

Reasons no:

- Wouldn't use bike share 0%
- Is in the way 0%
- No safe place to ride 0%
- Not useful for me 100%
- Other 0%

How comfortable would you feel using this station at night?

- Very comfortable 57%
- Somewhat comfortable 35%
- Neutral 5%
- Somewhat uncomfortable 2%
- Very uncomfortable 0%

Better spot nearby?

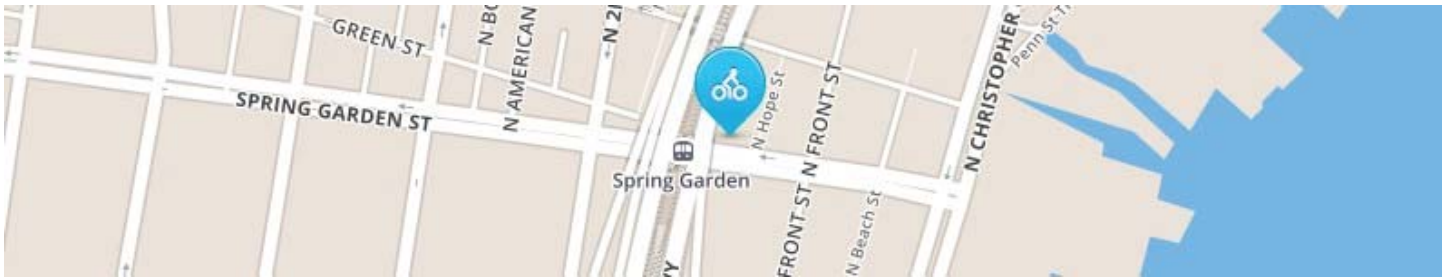
- No 83%
- Yes 15%

REASONS LOCATION IS MOST PROMISING FOR PHASE 2

Location serves popular destination or community asset	
Location connects to major transit	X
Location contributes significantly to the overall bike share network	X
Location has substantial support from nearby property owner or tenant	
Location has substantial public and/or community support	X
This location is fairly close to another considered more promising for Phase 1	X
Identifying a good site in this area will take additional time	

NOTE: Station sites are not final.

Spring Garden Station- MFL- Most Promising for Phase 1



TOTAL RESPONSES:

94

YES:

83%

NO:

17%

Reasons yes:

- Near home 23%
- Near transit stop 64%
- Near shopping 1%
- Near job 4%
- Important for community 5%
- Other 3%

Reasons no:

- Wouldn't use bike share 0%
- Is in the way 0%
- No safe place to ride 33%
- Not useful for me 13%
- Other 53%

How comfortable would you feel using this station at night?

- Very comfortable 21%
- Somewhat comfortable 40%
- Neutral 12%
- Somewhat uncomfortable 17%
- Very uncomfortable 10%

Better spot nearby?

- No 54%
- Yes 45%

REASONS LOCATION IS MOST PROMISING FOR PHASE 1

Location serves popular destination or community asset

Location connects to major transit

X

Location contributes significantly to the overall bike share network

X

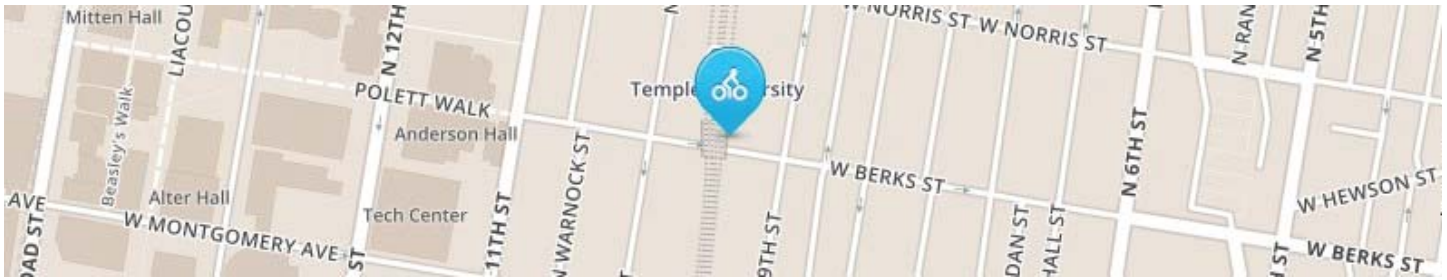
Location has substantial support from nearby property owner or tenant

Location has substantial public and/or community support

X

NOTE: Station sites are not final.

Temple University Station - Most Promising for Phase 1



TOTAL RESPONSES:

58

YES:

98%

NO:

2%

Reasons yes:

- Near home 4%
- Near transit stop 70%
- Near shopping 0%
- Near job 9%
- Important for community 15%
- Other 2%

Reasons no:

- Wouldn't use bike share 0%
- Is in the way 100%
- No safe place to ride 0%
- Not useful for me 0%
- Other 0%

How comfortable would you feel using this station at night?

- Very comfortable 40%
- Somewhat comfortable 36%
- Neutral 9%
- Somewhat uncomfortable 12%
- Very uncomfortable 3%

Better spot nearby?

- No 72%
- Yes 24%

REASONS LOCATION IS MOST PROMISING FOR PHASE 1

Location serves popular destination or community asset	X
Location connects to major transit	X
Location contributes significantly to the overall bike share network	X
Location has substantial support from nearby property owner or tenant	X
Location has substantial public and/or community support	X

NOTE: Station sites are not final.

University City Science Center- Most Promising for Phase 2



TOTAL RESPONSES:

119

YES:

96%

NO:

3%

Reasons yes:

- Near home 2%
- Near transit stop 2%
- Near shopping 1%
- Near job 87%
- Important for community 6%
- Other 3%

Reasons no:

- Wouldn't use bike share 0%
- Is in the way 0%
- No safe place to ride 0%
- Not useful for me 100%
- Other 0%

How comfortable would you feel using this station at night?

- Very comfortable 55%
- Somewhat comfortable 28%
- Neutral 11%
- Somewhat uncomfortable 3%
- Very uncomfortable 0%

Better spot nearby?

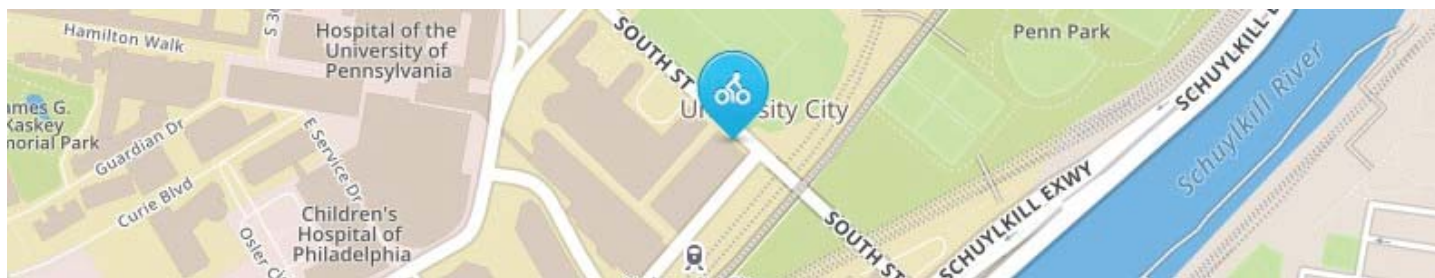
- No 82%
- Yes 13%

REASONS LOCATION IS MOST PROMISING FOR PHASE 2

Location serves popular destination or community asset	X
Location connects to major transit	
Location contributes significantly to the overall bike share network	X
Location has substantial support from nearby property owner or tenant	
Location has substantial public and/or community support	X
This location is fairly close to another considered more promising for Phase 1	X
Identifying a good site in this area will take additional time	

NOTE: Station sites are not final.

University City Station- Most Promising for Phase 1



TOTAL RESPONSES:

98

YES:

98%

NO:

2%

Reasons yes:

- Near home 4%
- Near transit stop 27%
- Near shopping 0%
- Near job 54%
- Important for community 11%
- Other 4%

Reasons no:

- Wouldn't use bike share 0%
- Is in the way 50%
- No safe place to ride 0%
- Not useful for me 50%
- Other 0%

How comfortable would you feel using this station at night?

- Very comfortable 71%
- Somewhat comfortable 18%
- Neutral 7%
- Somewhat uncomfortable 3%
- Very uncomfortable 0%

Better spot nearby?

- No 91%
- Yes 8%

REASONS LOCATION IS MOST PROMISING FOR PHASE 1

Location serves popular destination or community asset	X
Location connects to major transit	X
Location contributes significantly to the overall bike share network	X
Location has substantial support from nearby property owner or tenant	X
Location has substantial public and/or community support	X

NOTE: Station sites are not final.

Wharton Square - Most Promising for Phase 2



TOTAL RESPONSES:

48

YES:

81%

NO:

19%

Reasons yes:

- Near home 53%
- Near transit stop 3%
- Near shopping 0%
- Near job 0%
- Important for community 42%
- Other 3%

Reasons no:

- Wouldn't use bike share 0%
- Is in the way 13%
- No safe place to ride 25%
- Not useful for me 13%
- Other 50%

How comfortable would you feel using this station at night?

- Very comfortable 33%
- Somewhat comfortable 29%
- Neutral 13%
- Somewhat uncomfortable 19%
- Very uncomfortable 6%

Better spot nearby?

- No 71%
- Yes 29%

REASONS LOCATION IS MOST PROMISING FOR PHASE 2

Location serves popular destination or community asset	X
Location connects to major transit	
Location contributes significantly to the overall bike share network	X
Location has substantial support from nearby property owner or tenant	
Location has substantial public and/or community support	X
This location is fairly close to another considered more promising for Phase 1	X
Identifying a good site in this area will take additional time	X

NOTE: Station sites are not final.

Yards Brewing Company- Most Promising for Phase 2



TOTAL RESPONSES:

61

YES:

90%

NO:

10%

Reasons yes:

- Near home 19%
- Near transit stop 2%
- Near shopping 17%
- Near job 15%
- Important for community 33%
- Other 15%

Reasons no:

- Wouldn't use bike share 0%
- Is in the way 0%
- No safe place to ride 0%
- Not useful for me 67%
- Other 33%

How comfortable would you feel using this station at night?

- Very comfortable 46%
- Somewhat comfortable 36%
- Neutral 15%
- Somewhat uncomfortable 2%
- Very uncomfortable 2%

Better spot nearby?

- No 79%
- Yes 21%

REASONS LOCATION IS MOST PROMISING FOR PHASE 2

Location serves popular destination or community asset	X
Location connects to major transit	
Location contributes significantly to the overall bike share network	
Location has substantial support from nearby property owner or tenant	X
Location has substantial public and/or community support	X
This location is fairly close to another considered more promising for Phase 1	
Identifying a good site in this area will take additional time	

NOTE: Station sites are not final.



**MAYOR'S OFFICE OF TRANSPORTATION
AND UTILITIES**




operated by



PHILADELPHIA BIKE SHARE

COMING IN 2015



where will bike share take you?

